

MIRA INFORM REPORT

Report No. :	529689
Report Date :	19.09.2018

IDENTIFICATION DETAILS

Name :	SAMSUNG INDIA ELECTRONICS PRIVATE LIMITED (w.e.f. 25.07.2005)
Formerly Known As :	SAMSUNG INDIA ELECTRONICS LIMITED
Registered Office :	6 th Floor, DLF Centre, Sansad Marg, New Delhi-110001
Tel. No.:	91-124-4881234
Country :	India
Financials (as on) :	31.03.2017
Date of Incorporation :	03.08.1995
CIN No.: [Company Identification No.]	INR 2167.880 Million
Capital Investment / Paid-up Capital :	U31900DL1995PTC071387
PAN No.: [Permanent Account No.]	AAACS5123K
GSTN : [Goods & Service Tax Registration No.]	07AAACS5123K1ZF
Legal Form :	Private Limited Liability Company
Line of Business :	The Company is engaged in Manufacturing and Trading of Audio Visual products, Home Appliances, Information Technology products, Hand Held Phones, Networking equipments and development and export of software. [Registered Activity]
No. of Employees :	Information denied by the management

RATING & COMMENTS

(Mira Inform has adopted New Rating mechanism w.e.f. 23rd January 2017)

MIRA's Rating : A++

DISCLAIMER : This Report is **PRIVATE & CONFIDENTIAL** and it is prepared at the request of and for its use by the Subscriber only. The Subscriber shall use the contents of the Report merely as an aid to its business. Mira Inform Private Limited ("MIPL") has collated information/data in the Report, which have not been verified unless otherwise specifically mentioned in the Report. The Subscriber shall independently verify the accuracy and correctness of the information/data before in any way acting upon the same. MIPL shall not be liable for any harm, injury, loss or damage caused to the Subscriber due to default by the Subscriber's debtors/beneficiaries in fulfilling their obligations of any nature whatsoever. This Report or any of its portion shall not be used as a documentary evidence or otherwise before any investigative agencies or forum of law. This Report is confidential and proprietary to MIPL. The Subscriber and/or any other person(s) may not reproduce, publish or disclose any of the contents of the Report to others without the express authorization of MIPL. This Report is prepared and issued to the Subscriber without any risk, responsibility or liability on the part of MIPL or its officials.

Credit Rating	Explanation	Rating Comments
A++	Minimum Risk	Business dealings permissible with minimum risk of default

Maximum Credit Limit :	USD 404382900
Status :	Excellent
Payment Behaviour :	Regular
Litigation :	Exist
Comments :	<p>Subject was incorporated in the year 1995. It is a wholly owned subsidiary of Samsung Electronics Company Limited, Korea, which stands on the 12th position in the list of Global 500 list of 2018.</p> <p>It is engaged in manufacturing and trading of audio visual products, home appliances, information technology products, hand held phones, networking equipment and development and exporter of software.</p> <p>As per the financial records of 2017, the company has achieved a favourable growth of 14.97% in its revenue as compared to the previous year and has earned a fair profitability margin of 7.62%.</p> <p>Rating takes into consideration the company's favourable Earnings Per Share (EPS) of INR 191.72 against the Face Value (FV) of INR 10.</p> <p>Rating also takes into consideration the subject's long established track record, established strong brand value and strong financial position of the company backed by robust networth base along with debt free balance sheet profile and comfortable liquidity parameter.</p> <p>Trade relations are fair. Business is active. Payment seems to be regular and as per commitments.</p> <p>In view of aforesaid, the company can be considered for business dealings at usual trade terms and condition.</p>

NOTES :

Any query related to this report can be made on e-mail : infodept@mirainform.com while quoting report number, name and date.

ECGC Country Risk Classification List

Country Name	Previous Rating (31.12.2017)	Current Rating (01.04.2018)
India	A1	A1

DISCLAIMER : This Report is **PRIVATE & CONFIDENTIAL** and it is prepared at the request of and for its use by the Subscriber only. The Subscriber shall use the contents of the Report merely as an aid to its business. Mira Inform Private Limited ("MIPL") has collated information/data in the Report, which have not been verified unless otherwise specifically mentioned in the Report. The Subscriber shall independently verify the accuracy and correctness of the information/data before in any way acting upon the same. MIPL shall not be liable for any harm, injury, loss or damage caused to the Subscriber due to default by the Subscriber's debtors/beneficiaries in fulfilling their obligations of any nature whatsoever. This Report or any of its portion shall not be used as a documentary evidence or otherwise before any investigative agencies or forum of law. This Report is confidential and proprietary to MIPL. The Subscriber and/or any other person(s) may not reproduce, publish or disclose any of the contents of the Report to others without the express authorization of MIPL. This Report is prepared and issued to the Subscriber without any risk, responsibility or liability on the part of MIPL or its officials.

Risk Category	ECGC Classification
Insignificant	A1
Low Risk	A2
Moderately Low Risk	B1
Moderate Risk	B2
Moderately High Risk	C1
High Risk	C2
Very High Risk	D

EXTERNAL AGENCY RATING

NOT AVAILABLE

RBI DEFAULTERS' LIST STATUS

Subject's name is not enlisted as a defaulter in the publicly available RBI Defaulters' list.

EPF (Employee Provident Fund) DEFAULTERS' LIST STATUS

Subject's name is not enlisted as a defaulter in the publicly available EPF (Employee Provident Fund) Defaulters' list as of 31-03-2018.

BIFR (Board for Industrial & Financial Reconstruction) LISTING STATUS

Subject's name is not listed as a Sick Unit in the publicly available BIFR (Board for Industrial & Financial Reconstruction) list as of 19.09.2018.

IBBI (Insolvency and Bankruptcy Board of India) LISTING STATUS

Subject's name is not listed in the publicly available IBBI (Insolvency and Bankruptcy Board of India) list as of report date.

INFORMATION DENIED

MANAGEMENT NON-COOPERATIVE (Tel. No.:91-124-4881234)

Number is continuously ringing - Mobile No.: 91-9871117705 (Mr. Kamal Juneja)

DISCLAIMER : This Report is **PRIVATE & CONFIDENTIAL** and it is prepared at the request of and for its use by the Subscriber only. The Subscriber shall use the contents of the Report merely as an aid to its business. Mira Inform Private Limited ("MIPL") has collated information/data in the Report, which have not been verified unless otherwise specifically mentioned in the Report. The Subscriber shall independently verify the accuracy and correctness of the information/data before in any way acting upon the same. MIPL shall not be liable for any harm, injury, loss or damage caused to the Subscriber due to default by the Subscriber's debtors/beneficiaries in fulfilling their obligations of any nature whatsoever. This Report or any of its portion shall not be used as a documentary evidence or otherwise before any investigative agencies or forum of law. This Report is confidential and proprietary to MIPL. The Subscriber and/or any other person(s) may not reproduce, publish or disclose any of the contents of the Report to others without the express authorization of MIPL. This Report is prepared and issued to the Subscriber without any risk, responsibility or liability on the part of MIPL or its officials.

LOCATIONS

Registered Office :	6 th Floor, DLF Centre, Sansad Marg, New Delhi-110001, India
Tel. No.:	91-124-4881234
Fax. No.:	Not Available
E-Mail :	samar.bhatia@samsung.com sachin.b@samsung.com vidyasagar@samsung.com shikha.s11@samsung.com
Website :	http://www.samsung.com
Manufacturing Unit 1 :	Plot No.1, P-1, SIPCOT Industrial Park, Phase II, Sunguvarchatram, Kancheepuram District, Tamilnadu, India
Manufacturing Unit 2 :	B-1, Sector-81, Phase-2, Noida-201305, Uttar Pradesh, India
Head Office:	20 th -24 th Floors, Two Horizon Centre, Golf Course Road, Sector – 43, DLF Phase-V, Gurugram-122002, Haryana, India
Tel. No.:	91-124-4881234 / 2227
Fax No.:	91-124-4881415/ 4882122

DIRECTORS

AS ON 31.03.2018

Name :	Hyun Chil Hong
Designation :	Managing Director
Address :	The Westin Gurugram, No. 1, MG Road, Gurugram - 122002, Haryana, India
Date of Birth/Age :	23.07.1967
Qualification :	Masters
Date of Appointment :	02.02.2015
DIN No.:	07082624
Name :	Byungwan Yun
Designation :	Whole-time Director
Address :	K-110, 2nd Floor Hauz Khas Enclave, New Delhi - 110016, India
Date of Birth/Age :	20.11.1970
Qualification :	B.E.
Date of Appointment :	01.02.2016
DIN No.:	07419521
Name :	Gautam Sehgal
Designation :	Whole-time Director / Additional Director
Address :	P-1, Ground Floor South Extension, Part – II, New Delhi-110049, India
Date of Birth/Age :	12.12.1966
Qualification :	CA

DISCLAIMER : This Report is **PRIVATE & CONFIDENTIAL** and it is prepared at the request of and for its use by the Subscriber only. The Subscriber shall use the contents of the Report merely as an aid to its business. Mira Inform Private Limited ("MIPL") has collated information/data in the Report, which have not been verified unless otherwise specifically mentioned in the Report. The Subscriber shall independently verify the accuracy and correctness of the information/data before in any way acting upon the same. MIPL shall not be liable for any harm, injury, loss or damage caused to the Subscriber due to default by the Subscriber's debtors/beneficiaries in fulfilling their obligations of any nature whatsoever. This Report or any of its portion shall not be used as a documentary evidence or otherwise before any investigative agencies or forum of law. This Report is confidential and proprietary to MIPL. The Subscriber and/or any other person(s) may not reproduce, publish or disclose any of the contents of the Report to others without the express authorization of MIPL. This Report is prepared and issued to the Subscriber without any risk, responsibility or liability on the part of MIPL or its officials.

Date of Appointment :	10.03.2016
DIN No.:	07464637
Name :	Eung Kyo Seo
Designation :	Additional Director
Address :	The Westin, 1 MG Road, Gurugram Chakarpur(74), Gurugram-122002, Haryana, India
Date of Appointment :	18.01.2018
DIN No.:	06484339

KEY EXECUTIVES

Name :	Devadoss Swvigaradoss Mathuram Santhosam
Designation :	Company Secretary
Address :	Flat 303, Tower-6, Sushant Estate, Sector 52, Gurugram-122002, Haryana, India
Date of Appointment :	01.09.2017
PAN No.:	AGJPD0411H
Name :	Mr. Kamal Juneja
Designation :	Purchase Management

MAJOR SHAREHOLDERS

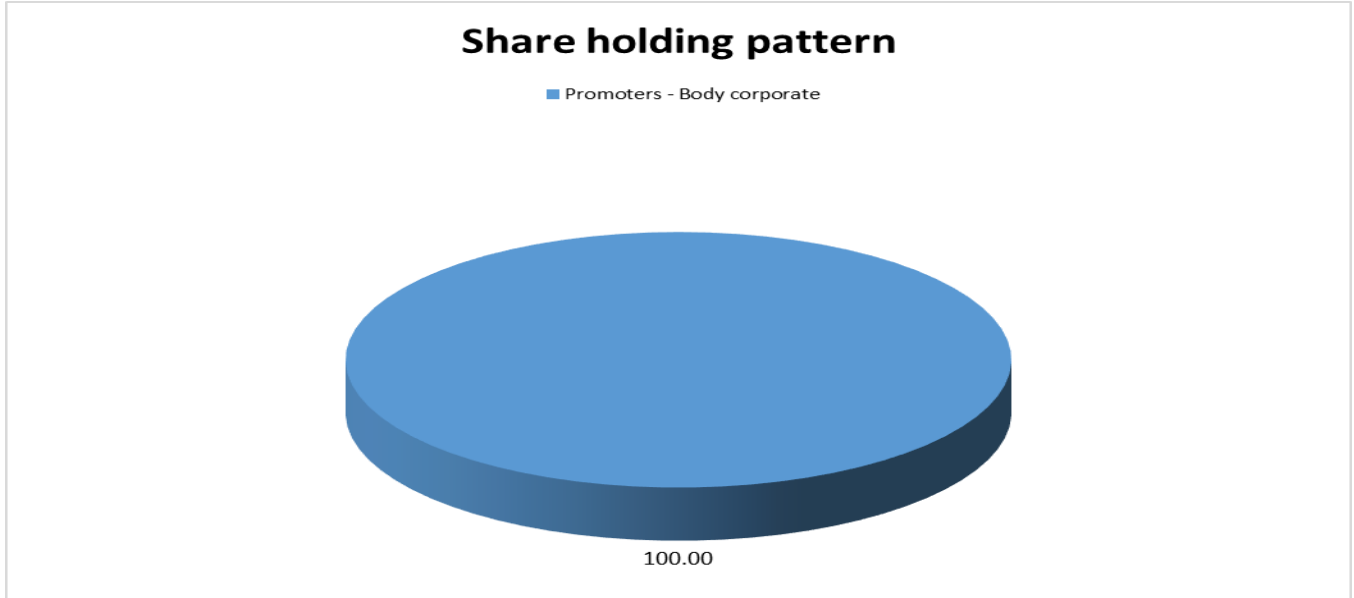
AS ON 31.03.2017

Names of Shareholders	No. of Shares
Samsung Electronics Co. Limited, Korea	216787486
Samsung Asia Pte Limited, Singapore	18
Total	216787504

AS ON 26.09.2017

Equity Share Break up Category	Percentage
Promoters - Body corporate	100.00
Total	100.00

DISCLAIMER : This Report is **PRIVATE & CONFIDENTIAL** and it is prepared at the request of and for its use by the Subscriber only. The Subscriber shall use the contents of the Report merely as an aid to its business. Mira Inform Private Limited ("MIPL") has collated information/data in the Report, which have not been verified unless otherwise specifically mentioned in the Report. The Subscriber shall independently verify the accuracy and correctness of the information/data before in any way acting upon the same. MIPL shall not be liable for any harm, injury, loss or damage caused to the Subscriber due to default by the Subscriber's debtors/beneficiaries in fulfilling their obligations of any nature whatsoever. This Report or any of its portion shall not be used as a documentary evidence or otherwise before any investigative agencies or forum of law. This Report is confidential and proprietary to MIPL. The Subscriber and/or any other person(s) may not reproduce, publish or disclose any of the contents of the Report to others without the express authorization of MIPL. This Report is prepared and issued to the Subscriber without any risk, responsibility or liability on the part of MIPL or its officials.



BUSINESS DETAILS

Line of Business :	The Company is engaged in Manufacturing and Trading of Audio Visual products, Home Appliances, Information Technology products, Hand Held Phones, Networking equipments and development and export of software. [Registered Activity]	
Products / Services :	Item Code No. (ITC Code)	Product Description
	85287100	Audio Visual i.e. Color Television Colour Televisions, Colour Monitors, Audios, Digital Video Players, Video Disc Players, Camcorders and Cameras
	84182100	Home Appliances i.e. Washing Machines, Air Conditioners, Refrigerators and Microwave Ovens
	85176100	Network Equipments
	85171210	Hand Held Phones i.e. mobile phones and accessories
	85238020	Software Development and Export
Brand Names :	"Samsung"	
Agencies Held :	Not Available	
Exports :	Not Divulged	

DISCLAIMER : This Report is **PRIVATE & CONFIDENTIAL** and it is prepared at the request of and for its use by the Subscriber only. The Subscriber shall use the contents of the Report merely as an aid to its business. Mira Inform Private Limited ("MIPL") has collated information/data in the Report, which have not been verified unless otherwise specifically mentioned in the Report. The Subscriber shall independently verify the accuracy and correctness of the information/data before in any way acting upon the same. MIPL shall not be liable for any harm, injury, loss or damage caused to the Subscriber due to default by the Subscriber's debtors/beneficiaries in fulfilling their obligations of any nature whatsoever. This Report or any of its portion shall not be used as a documentary evidence or otherwise before any investigative agencies or forum of law. This Report is confidential and proprietary to MIPL. The Subscriber and/or any other person(s) may not reproduce, publish or disclose any of the contents of the Report to others without the express authorization of MIPL. This Report is prepared and issued to the Subscriber without any risk, responsibility or liability on the part of MIPL or its officials.

Imports :	Not Divulged
Terms :	Not Divulged

PRODUCTION STATUS – (NOT AVAILABLE)

GENERAL INFORMATION

Suppliers :	Reference :	Not Divulged
	Name of the Person :	--
	Contact No.:	--
	Since How Long Known :	--
	Maximum Limit Dealt :	--
	Experience :	--
	Remark :	--
Customers :	Reference :	Not Divulged
	Name of the Person :	--
	Contact No.:	--
	Since How Long Known :	--
	Maximum Limit Dealt :	--
	Experience :	--
	Remark :	--
No. of Employees :	Information denied by the management	
Bankers :	Bank Name	Not Divulged
	Branch	--
	Person Name (With Designation)	--
	Contact Number	--
	Name of Account Holder	--
	Account Number	--
	Account Since (Date/Year of Account Opening)	--
	Average Balance Maintained (If Possible)	--
	Credit Facilities Enjoyed (If any)	--
	Account Operation	--
Remarks (If any)	--	

Auditors :	
Name :	Price Waterhouse and Company Chartered Accountants
Address :	Building 8, 7 th and 8 th Floor, Tower-B, DLF, Cyber City, Gurugram – 122002,

DISCLAIMER : This Report is **PRIVATE & CONFIDENTIAL** and it is prepared at the request of and for its use by the Subscriber only. The Subscriber shall use the contents of the Report merely as an aid to its business. Mira Inform Private Limited ("MIPL") has collated information/data in the Report, which have not been verified unless otherwise specifically mentioned in the Report. The Subscriber shall independently verify the accuracy and correctness of the information/data before in any way acting upon the same. MIPL shall not be liable for any harm, injury, loss or damage caused to the Subscriber due to default by the Subscriber's debtors/beneficiaries in fulfilling their obligations of any nature whatsoever. This Report or any of its portion shall not be used as a documentary evidence or otherwise before any investigative agencies or forum of law. This Report is confidential and proprietary to MIPL. The Subscriber and/or any other person(s) may not reproduce, publish or disclose any of the contents of the Report to others without the express authorization of MIPL. This Report is prepared and issued to the Subscriber without any risk, responsibility or liability on the part of MIPL or its officials.

	Haryana, India
PAN No.:	AAFFP3698A
Memberships :	Not Available
Collaborators :	Not Available
Holding Company :	<ul style="list-style-type: none"> Samsung Electronics Co. Limited, Korea
Fellow Subsidiary Companies :	<ul style="list-style-type: none"> Samsung Engineering India Private Limited, India CIN No.: U74991DL2006PTC148805 Samsung R&D Institute India - Bangalore Private Limited, India CIN No.: U72200KA2004PTC035309 S-Printing Solution Co., Ltd. Korea Samsung Medison Co., Ltd Korea Samsung Electronics Japan Co., Ltd Japan Samsung Electronics America, Inc. USA Samsung International, Inc. USA Samsung Electronics (UK) Ltd. UK Samsung Electronics Hungarian Zrt. Hungary Samsung Electronics Europe Logistics B.V. Netherlands Samsung Electronics Slovakia s.r.o. Slovakia Samsung Electronics (Malaysia) Sdn. Bhd. Malaysia Samsung Vina Electronics Co., Ltd. Vietnam Samsung Asia Pte Ltd. Singapore PT Samsung Electronics Indonesia, Indonesia Thai Samsung Electronics Co., Ltd. Thailand Samsung R&D Institute Bangladesh Ltd. Bangladesh Samsung Electronics Vietnam Co., Ltd Vietnam Samsung Electronics Vietnam Thai Nguyen Co., Ltd Vietnam Samsung Electronics HCMC CE Complex Co., Ltd. Vietnam Samsung Electronics Hong Kong Co., Ltd. China Samsung Electronics (Shandong) Digital Printing Co., Ltd. China Samsung Electronics Huizhou Co., Ltd. China Tianjin Samsung Electronics Co., Ltd. China Samsung Electronics Taiwan Co., Ltd. Taiwan Tianjin Samsung Telecom Technology Co., Ltd. China Samsung Electronics Suzhou Computer Co., Ltd. China Shenzhen Samsung Electronics Telecommunication Co., Ltd. China Samsung Electronics (Beijing) Service Company Limited China Samsung Gulf Electronics FZE, UAE Samsung Electronics South Africa (Pty) Ltd. South Africa Samsung Electronica da Amazonia Ltda. Brazil Samsung Electronics Australia Pty. Ltd. Australia Samsung Electronics Philippines Corporation, Philippines Samsung Electronics Egypt S.A.E. Egypt Samsung Electronics Morocco SARL Morocco

	<ul style="list-style-type: none"> • Samsung Electronics Latino America (Zona Libre), S.A. Panama • Suzhou Samsung Electronics Co., Ltd., China • Samsung Electronics Display (M) Sdn. Bhd. Malaysia • Samsung Electronics Digital Appliances Mexico, S.A. de C.V. Mexico • Samsung Electronics Poland Manufacturing Sp.zo.o Poland • Samsung Electronics South Africa Production (Pty) Ltd. South Africa • Samsung Electronics Istanbul Pazarlama ve Ticaret Limited Sirketi ("Samsung Electronics Turkey") Turkey • Tianjin Samsung Opto-Electronics Co., Ltd. China • Samsung Electronics Rus Company LLC, Russia • Samsung Electronics Rus Kaluga LLC, Russia
Associates of holding and fellow subsidiaries :	<ul style="list-style-type: none"> • Samsung SDI Co., Ltd., Korea • Imarket Asia Co., Ltd. Korea • Samsung SDS Co., Ltd., Korea • Samsung Electronics America, Inc, America • Samsung C&T Corporation India Private Limited, India • Samsung SDI Vietnam Co., Ltd., Vietnam • iMarket China Co., Ltd., China • Samsung SDS India Private Limited, India • Cheil Spain S.L Spain (related party w.e.f November 01, 2016) • Cheil India Private Limited, India (related party w.e.f November 01, 2016) • Cheil Singapore Pte. Ltd., Singapore (related party w.e.f November 01, 2016) • Samsung Electro-Mechanics (Shenzhen) Co., Ltd., Korea • One RX India Private Limited, India (related party w.e.f December 01, 2016)

CAPITAL STRUCTURE

AS ON 26.09.2017

Authorised Capital :

No. of Shares	Type	Value	Amount
244000000	Equity Shares	INR 10/- each	INR 2440.000 Million

Issued, Subscribed & Paid-up Capital :

No. of Shares	Type	Value	Amount
216787504	Equity Shares	INR 10/- each	INR 2167.875 Million

FINANCIAL DATA
[all figures are INR Million]

ABRIDGED BALANCE SHEET

SOURCES OF FUNDS	31.03.2017	31.03.2016	31.03.2015
I. EQUITY AND LIABILITIES			
(1) Shareholders' Funds			
(a) Share Capital	2167.880	2167.880	2168.000
(b) Reserves & Surplus	139366.120	97897.120	67790.000
(c) Money received against share warrants	0.000	0.000	0.000
(2) Share Application money pending allotment	0.000	0.000	0.000
Total Shareholders' Funds (1) + (2)	141534.000	100065.000	69958.000
(3) Non-Current Liabilities			
(a) long-term borrowings	0.000	0.000	0.000
(b) Deferred tax liabilities (Net)	0.000	0.000	0.000
(c) Other long term liabilities	672.000	1069.000	1213.000
(d) long-term provisions	10936.000	6603.000	6537.000
Total Non-current Liabilities (3)	11608.000	7672.000	7750.000
(4) Current Liabilities			
(a) Short term borrowings	0.000	0.000	0.000
(b) Trade payables	118176.000	111223.000	106769.000
(c) Other current liabilities	10841.000	7570.000	7201.000
(d) Short-term provisions	7738.000	5466.000	5266.000
Total Current Liabilities (4)	136755.000	124259.000	119236.000
TOTAL	289897.000	231996.000	196944.000
II. ASSETS			
(1) Non-current assets			
(a) Fixed Assets			
(i) Tangible assets	17181.000	17942.000	19084.000
(ii) Intangible Assets	596.000	565.000	205.000
(iii) Capital work-in-progress	2656.000	77.000	622.000
(iv) Intangible assets under development	0.000	0.000	0.000
(b) Non-current Investments	0.000	0.000	0.000
(c) Deferred tax assets (net)	4247.000	3522.000	2673.000
(d) Long-term Loan and Advances	0.000	0.000	2100.000
(e) Other Non-current assets	5177.000	3288.000	0.000
Total Non-Current Assets	29857.000	25394.000	24684.000

DISCLAIMER : This Report is **PRIVATE & CONFIDENTIAL** and it is prepared at the request of and for its use by the Subscriber only. The Subscriber shall use the contents of the Report merely as an aid to its business. Mira Inform Private Limited ("MIPL") has collated information/data in the Report, which have not been verified unless otherwise specifically mentioned in the Report. The Subscriber shall independently verify the accuracy and correctness of the information/data before in any way acting upon the same. MIPL shall not be liable for any harm, injury, loss or damage caused to the Subscriber due to default by the Subscriber's debtors/beneficiaries in fulfilling their obligations of any nature whatsoever. This Report or any of its portion shall not be used as a documentary evidence or otherwise before any investigative agencies or forum of law. This Report is confidential and proprietary to MIPL. The Subscriber and/or any other person(s) may not reproduce, publish or disclose any of the contents of the Report to others without the express authorization of MIPL. This Report is prepared and issued to the Subscriber without any risk, responsibility or liability on the part of MIPL or its officials.

(2) Current assets			
(a) Current investments	0.000	0.000	0.000
(b) Inventories	38156.000	31340.000	36652.000
(c) Trade receivables	83501.000	96624.000	79839.000
(d) Cash and cash equivalents	125041.000	70004.000	48638.000
(e) Short-term loans and advances	0.000	0.000	5722.000
(f) Other current assets	13342.000	8634.000	1409.000
Total Current Assets	260040.000	206602.000	172260.000
TOTAL	289897.000	231996.000	196944.000

PROFIT & LOSS ACCOUNT

	PARTICULARS	31.03.2017	31.03.2016	31.03.2015
	SALES			
	Income	545313.000	474304.000	388681.000
	Other Income	9806.000	6226.000	5752.000
	TOTAL	555119.000	480530.000	394433.000
Less	EXPENSES			
	Cost of Materials Consumed	240703.000	203656.000	161578.000
	Purchases of Stock-in-Trade	108230.000	106131.000	115154.000
	Changes in inventories of finished goods, work-in-progress and Stock-in-Trade	(2350.000)	7403.000	(6324.000)
	Employees benefits expense	21436.000	19934.000	19671.000
	CSR expenditure	0.000	0.000	253.000
	Other expenses	114374.000	93616.000	76516.000
	TOTAL	482393.000	430740.000	366848.000
	PROFIT / (LOSS) BEFORE INTEREST, TAX, DEPRECIATION AND AMORTISATION	72726.000	49790.000	27585.000
Less	FINANCIAL EXPENSES	994.000	84.000	250.000
	PROFIT / (LOSS) BEFORE TAX, DEPRECIATION AND AMORTISATION	71732.000	49706.000	27335.000
Less	DEPRECIATION/ AMORTISATION	4435.000	4890.000	4179.000
	PROFIT/ (LOSS) BEFORE TAX	67297.000	44816.000	23156.000
Less	TAX	25735.000	14712.000	9171.000
	PROFIT/ (LOSS) AFTER TAX	41562.000	30104.000	13985.000

DISCLAIMER : This Report is **PRIVATE & CONFIDENTIAL** and it is prepared at the request of and for its use by the Subscriber only. The Subscriber shall use the contents of the Report merely as an aid to its business. Mira Inform Private Limited ("MIPL") has collated information/data in the Report, which have not been verified unless otherwise specifically mentioned in the Report. The Subscriber shall independently verify the accuracy and correctness of the information/data before in any way acting upon the same. MIPL shall not be liable for any harm, injury, loss or damage caused to the Subscriber due to default by the Subscriber's debtors/beneficiaries in fulfilling their obligations of any nature whatsoever. This Report or any of its portion shall not be used as a documentary evidence or otherwise before any investigative agencies or forum of law. This Report is confidential and proprietary to MIPL. The Subscriber and/or any other person(s) may not reproduce, publish or disclose any of the contents of the Report to others without the express authorization of MIPL. This Report is prepared and issued to the Subscriber without any risk, responsibility or liability on the part of MIPL or its officials.

EARNINGS IN FOREIGN CURRENCY				
F.O.B. Value of Exports	35331.000	0.000	0.000	
Freight	10096.000	0.000	0.000	
After Sales Service Income	70.230	171.000	354.000	
Reimbursement of Marketing, Service and other expenses	98.490	61.000	72.000	
Finished Goods	0.000	30896.000	12937.000	
Components	0.000	1661.000	1482.000	
Software development and export	0.000	9948.000	11227.000	
Miscellaneous Income	0.000	0.000	127.000	
TOTAL EARNINGS	45595.720	42737.000	26199.000	
IMPORTS				
Raw Materials	323480.000	280922.000	129721.000	
TOTAL IMPORTS	323480.000	280922.000	129721.000	
Earnings / (Loss) Per Share (INR)	191.72	138.86	64.51	

CURRENT MATURITIES OF LONG TERM DEBT DETAILS

Particulars	31.03.2017	31.03.2016	31.03.2015
Current Maturities of Long term debt	NA	NA	NA
Net cash flows from (used in) operations	74528.000	11582.000	27600.000
Net cash flows from (used in) operating activities	50691.000	(3976.000)	12172.000

KEY RATIOS

EFFICIENCY RATIOS

PARTICULARS	31.03.2017	31.03.2016	31.03.2015
Average Collection Days (Sundry Debtors / Income * 365)	55.89	74.36	74.97
Account Receivables Turnover (Income / Sundry Debtors)	6.53	4.91	4.87
Average Payment Days (Sundry Creditors / Purchases * 365 Days)	123.62	131.05	140.82
Inventory Turnover (Operating Income / Inventories)	1.91	1.59	0.75
Asset Turnover (Operating Income / Net Fixed Assets)	3.56	2.68	1.39

DISCLAIMER : This Report is **PRIVATE & CONFIDENTIAL** and it is prepared at the request of and for its use by the Subscriber only. The Subscriber shall use the contents of the Report merely as an aid to its business. Mira Inform Private Limited ("MIPL") has collated information/data in the Report, which have not been verified unless otherwise specifically mentioned in the Report. The Subscriber shall independently verify the accuracy and correctness of the information/data before in any way acting upon the same. MIPL shall not be liable for any harm, injury, loss or damage caused to the Subscriber due to default by the Subscriber's debtors/beneficiaries in fulfilling their obligations of any nature whatsoever. This Report or any of its portion shall not be used as a documentary evidence or otherwise before any investigative agencies or forum of law. This Report is confidential and proprietary to MIPL. The Subscriber and/or any other person(s) may not reproduce, publish or disclose any of the contents of the Report to others without the express authorization of MIPL. This Report is prepared and issued to the Subscriber without any risk, responsibility or liability on the part of MIPL or its officials.

LEVERAGE RATIOS

PARTICULARS	31.03.2017	31.03.2016	31.03.2015
Debt Ratio <i>((Borrowing + Current Liabilities) / Total Assets)</i>	0.47	0.54	0.61
Debt Equity Ratio <i>(Total Liability / Networth)</i>	0.00	0.00	0.00
Current Liabilities to Networth <i>(Current Liabilities / Net Worth)</i>	0.97	1.24	1.70
Fixed Assets to Networth <i>(Net Fixed Assets / Networth)</i>	0.14	0.19	0.28
Interest Coverage Ratio <i>(PBIT / Financial Charges)</i>	73.16	592.74	110.34

PROFITABILITY RATIOS

PARTICULARS		31.03.2017	31.03.2016	31.03.2015
Net Profit Margin <i>[(PAT / Sales) * 100]</i>	%	7.62	6.35	3.60
Return on Total Assets <i>[(PAT / Total Assets) * 100]</i>	%	14.34	12.98	7.10
Return on Investment (ROI) <i>[(PAT / Networth) * 100]</i>	%	29.37	30.08	19.99

SOLVENCY RATIOS

PARTICULARS	31.03.2017	31.03.2016	31.03.2015
Current Ratio <i>(Current Assets / Current Liabilities)</i>	1.90	1.66	1.44
Quick Ratio <i>((Current Assets – Inventories) / Current Liabilities)</i>	1.62	1.41	1.14
G-Score Ratio Financial <i>(Networth / Total Assets)</i>	0.49	0.43	0.36
G-Score Ratio Debt <i>(Debts / Equity Capital)</i>	0.00	0.00	0.00
G-Score Ratio Liquidity <i>(Total Current Assets / Total Current Liabilities)</i>	1.90	1.66	1.44

DISCLAIMER : This Report is **PRIVATE & CONFIDENTIAL** and it is prepared at the request of and for its use by the Subscriber only. The Subscriber shall use the contents of the Report merely as an aid to its business. Mira Inform Private Limited ("MIPL") has collated information/data in the Report, which have not been verified unless otherwise specifically mentioned in the Report. The Subscriber shall independently verify the accuracy and correctness of the information/data before in any way acting upon the same. MIPL shall not be liable for any harm, injury, loss or damage caused to the Subscriber due to default by the Subscriber's debtors/beneficiaries in fulfilling their obligations of any nature whatsoever. This Report or any of its portion shall not be used as a documentary evidence or otherwise before any investigative agencies or forum of law. This Report is confidential and proprietary to MIPL. The Subscriber and/or any other person(s) may not reproduce, publish or disclose any of the contents of the Report to others without the express authorization of MIPL. This Report is prepared and issued to the Subscriber without any risk, responsibility or liability on the part of MIPL or its officials.

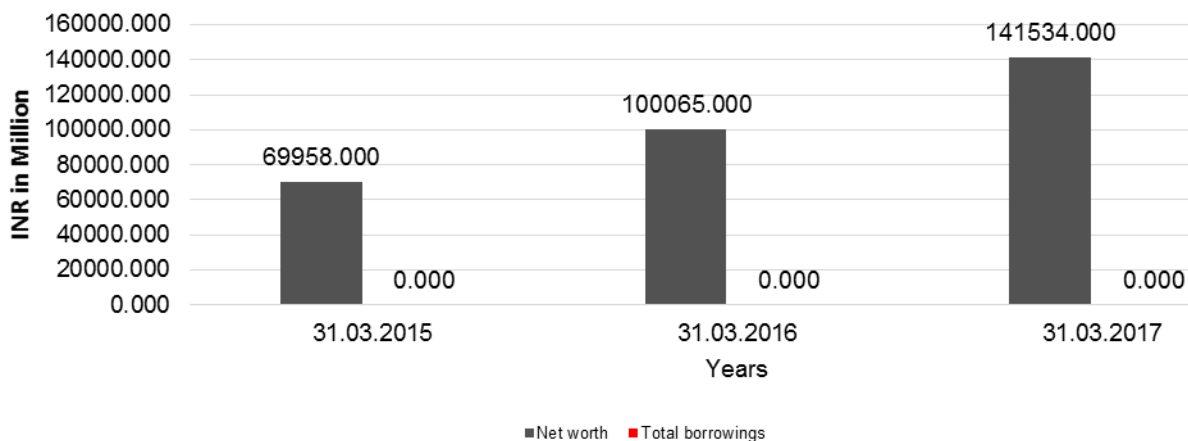
Total Liability = Short-term Debt + Long-term Debt + Current Maturities of Long-term debts

FINANCIAL ANALYSIS
[all figures are INR Million]

DEBT EQUITY RATIO

Particular	31.03.2015	31.03.2016	31.03.2017
	INR In Million	INR In Million	INR In Million
Share Capital	2168.000	2167.880	2167.880
Reserves & Surplus	67790.000	97897.120	139366.120
Money received against share warrants	0.000	0.000	0.000
Share Application money pending allotment	0.000	0.000	0.000
Net worth	69958.000	100065.000	141534.000
long-term borrowings	0.000	0.000	0.000
Short term borrowings	0.000	0.000	0.000
Total borrowings	0.000	0.000	0.000
Debt/Equity ratio	0.000	0.000	0.000

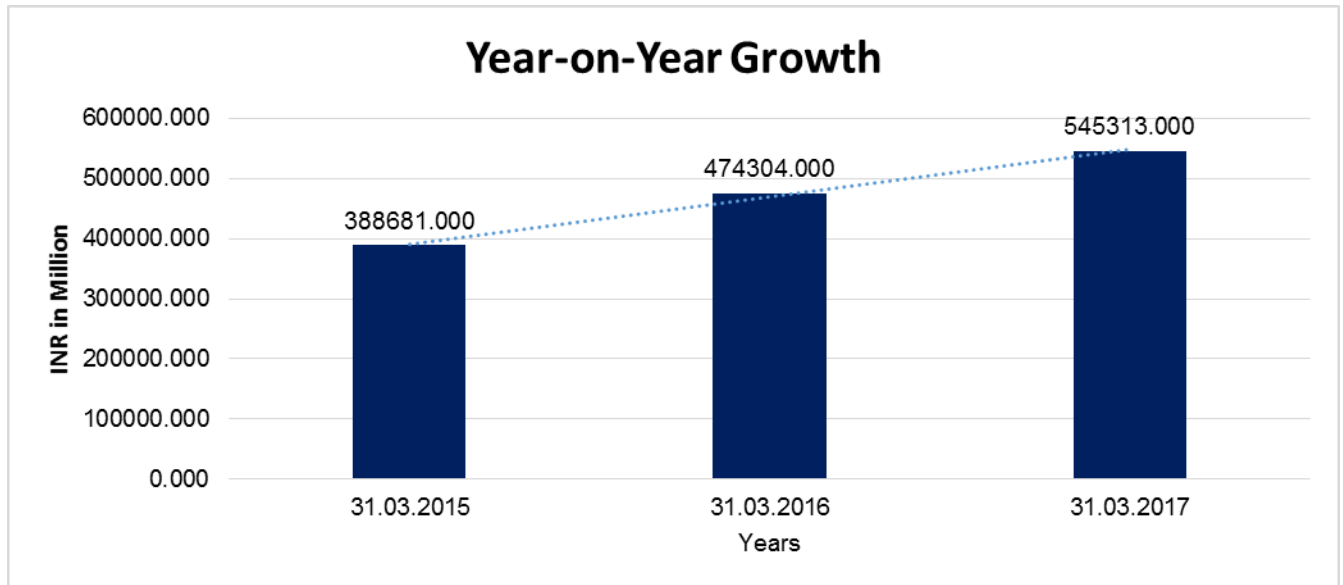
Debt to Equity



YEAR-ON-YEAR GROWTH

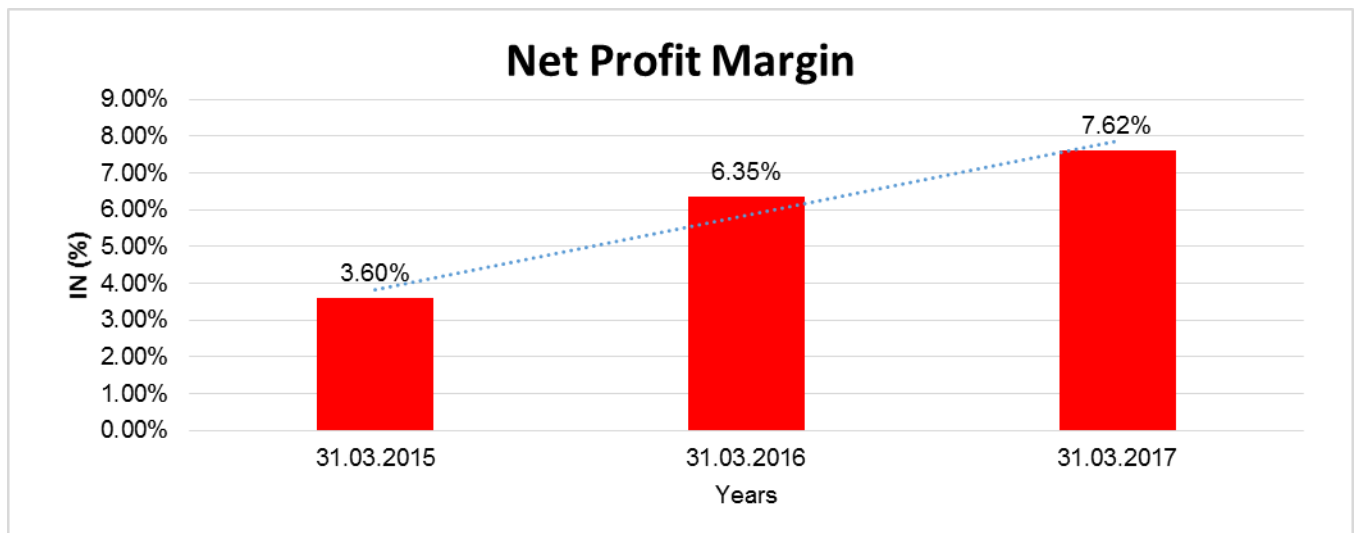
Year on Year Growth	31.03.2015	31.03.2016	31.03.2017
	INR In Million	INR In Million	INR In Million
Sales	388681.000	474304.000	545313.000
		22.029	14.971

DISCLAIMER : This Report is **PRIVATE & CONFIDENTIAL** and it is prepared at the request of and for its use by the Subscriber only. The Subscriber shall use the contents of the Report merely as an aid to its business. Mira Inform Private Limited ("MIPL") has collated information/data in the Report, which have not been verified unless otherwise specifically mentioned in the Report. The Subscriber shall independently verify the accuracy and correctness of the information/data before in any way acting upon the same. MIPL shall not be liable for any harm, injury, loss or damage caused to the Subscriber due to default by the Subscriber's debtors/beneficiaries in fulfilling their obligations of any nature whatsoever. This Report or any of its portion shall not be used as a documentary evidence or otherwise before any investigative agencies or forum of law. This Report is confidential and proprietary to MIPL. The Subscriber and/or any other person(s) may not reproduce, publish or disclose any of the contents of the Report to others without the express authorization of MIPL. This Report is prepared and issued to the Subscriber without any risk, responsibility or liability on the part of MIPL or its officials.



NET PROFIT MARGIN

Net Profit Margin	31.03.2015	31.03.2016	31.03.2017
	INR In Million	INR In Million	INR In Million
Sales	388681.000	474304.000	545313.000
Profit	13985.000	30104.000	41562.000
	3.60%	6.35%	7.62%



DISCLAIMER : This Report is **PRIVATE & CONFIDENTIAL** and it is prepared at the request of and for its use by the Subscriber only. The Subscriber shall use the contents of the Report merely as an aid to its business. Mira Inform Private Limited ("MIPL") has collated information/data in the Report, which have not been verified unless otherwise specifically mentioned in the Report. The Subscriber shall independently verify the accuracy and correctness of the information/data before in any way acting upon the same. MIPL shall not be liable for any harm, injury, loss or damage caused to the Subscriber due to default by the Subscriber's debtors/beneficiaries in fulfilling their obligations of any nature whatsoever. This Report or any of its portion shall not be used as a documentary evidence or otherwise before any investigative agencies or forum of law. This Report is confidential and proprietary to MIPL. The Subscriber and/or any other person(s) may not reproduce, publish or disclose any of the contents of the Report to others without the express authorization of MIPL. This Report is prepared and issued to the Subscriber without any risk, responsibility or liability on the part of MIPL or its officials.

LEGAL CASE

**District and Sessions Judge, South-East , Saket
Case Details**

Case Type: CS DJ - CIVIL SUIT FOR DJ ADJ
Filing Number: 30732/2016 Filing Date: 06-01-2007
Registration Number: 211526/2016 Registration Date: 05-08-2016
CNR Number: DLSE01-008351-2016

Case Status

First Hearing Date: 02nd November 2016
Next Hearing Date: 01st February 2017
Stage of Case: Defendant/Respondent Evidence
Court Number and Judge: 10-Additional District Judge

Petitioner and Advocate

1) DIMENSION NEXT INFOCOM (P) LTD.
Address - DBI

Respondent and Advocate

1) SAMSUNG INDIA ELECTRONICS LTD.
Address - FH

Acts

Under Act(s)	Under Section(s)
Recovery of Money	1

History of Case Hearing

Registration Number	Judge	Business On Date	Hearing Date	Purpose of hearing
211526/2016	Additional District Judge	02-11-2016	01-02-2017	Defendant/Respondent Evidence

Orders

Order Number	Order Date	Order Details
1	02-11-2016	COPY OF ORDER

METROPOLITAN MAGISTRATE COURT, AHMEDABAD

Case Details

Case Type: CC

Filing Number: 608455/2006 Filing Date: 24-05-2006
Registration Number: 608455/2006 Registration Date: 24-05-2006
CNR Number: GJAH22-010186-2006

Case Status

First Hearing Date: 27th September 2017
Next Hearing Date: 15th November 2017
Stage of Case: PROCESS TO ACCUSED
Court Number and Judge: 6-ADDL. CHIEF METROPOLITAN MAGISTRATE

Petitioner and Advocate

1) GOVERNMENT OF GUJARAT

Respondent and Advocate

1) SAMSUNG INDIA ELECTRONICS LTD.

Acts

Under Act(s)	Under Section(s)
PAYMENT OF GRATUITY ACT, 1972	011,009,

History of Case Hearing

Registration Number	Judge	Business On Date	Hearing Date	Purpose of hearing
608455/2006	ADDL. CHIEF METROPOLITAN MAGISTRATE	27-09-2017	15-11-2017	PROCESS TO ACCUSED

LOCAL AGENCY FURTHER INFORMATION

Sr. No.	Check list by info agents	Available in Report (Yes/No)
1	Year of establishment	Yes
2	Constitution of the entity -Incorporation details	Yes
3	Locality of the entity	Yes
4	Premises details	No
5	Buyer visit details	--
6	Contact numbers	Yes
7	Name of the person contacted	Yes
8	Designation of contact person	Yes
9	Promoter's background	Yes
10	Date of Birth of Proprietor / Partners / Directors	Yes
11	Pan Card No. of Proprietor / Partners	No
12	Voter Id Card No. of Proprietor / Partners	No
13	Type of business	Yes
14	Line of Business	Yes
15	Export/import details (if applicable)	No
16	No. of employees	No
17	Details of sister concerns	Yes
18	Major suppliers	No
19	Major customers	No
20	Banking Details	No
21	Banking facility details	No
22	Conduct of the banking account	--
23	Financials, if provided	Yes
24	Capital in the business	Yes
25	Last accounts filed at ROC, if applicable	Yes
26	Turnover of firm for last three years	Yes
27	Reasons for variation <> 20%	--
28	Estimation for coming financial year	No
29	Profitability for last three years	Yes
30	Major shareholders, if available	Yes
31	External Agency Rating, if available	No
32	Litigations that the firm/promoter involved in	Yes
33	Market information	--
34	Payments terms	No
35	Negative Reporting by Auditors in the Annual Report	No

STATE OF COMPANY'S AFFAIRS

Samsung pursue creative management to inspire innovation in technology, products and solutions. They deeply understand that the generation of economic benefits matters only when it delivers value for society and the environment and thus they are fully committed to delivering innovative products that improve the world with the belief that the global community and the planet constitute their ultimate stakeholders. With their design strategy 'Making it meaningful' they strive to deliver products that are truly necessary for both Samsung and the society's wide ranging stakeholders. They tirelessly develop innovative products that offer solutions to today's social and environmental challenges through openness, cooperation and continuous R&D on new technology. They believe that their efforts will help disseminate collective positive impacts and reduce their environmental footprint throughout the whole product lifecycle.

AWARDS AND RECOGNITION

The Company is pleased to inform you that it has won following awards and recognitions for both its corporate initiatives as well as its innovations across product categories during the FY 2016-17:

- The Frame as Design of the Year Tech award by News18 Tech and Auto Awards 2017
- Galaxy S8/ S8+ as Smartphone of the Year Tech award by News18 Tech and Auto Awards 2017
- Galaxy Note8 as Gadget of the Year award at the inaugural India Mobile Congress (IMC)
- Samsung Pay as Best Contactless Innovation of the year at the Payments and Cards Awards
- Samsung Pay as Best Mobile Payments Solution of the year at the Payments and Cards Awards
- Samsung Pay as Best Payments Innovation of the year at the Payments and Cards Awards
- Galaxy S8 as Smartphone of the year (above INR 20K) by NDTV Gadget Guru Awards
- Galaxy S8 as Gadget of the year (Jury's Choice)' by NDTV Gadget Guru Awards
- Galaxy S8 as Gadget of the year (Viewers' Choice) by NDTV Gadget Guru Awards
- Most Trusted Brand in Consumer Durables by The Economic Times Brand Equity
- Most Trusted Brand in Mobile Handsets/Tablets by The Economic Times Brand Equity
- Most Trusted Brand Consumer Durables Company by The Brand Trust Report (TRA Research)

INDEX OF CHARGE:

SN o	SRN	Charge Id	Charge Holder Name	Date of Creation	Date of Modification	Date of Satisfaction	Amount	Address
1	B17557125	80019149	ICICI BANK LIMITED	12/05/2003	05/10/2005	27/07/2011	70000000.0	9A PHELPS BUILDINGC PNEW DELHIDL110001IN
2	B17588518	80019151	ICICI BANK LIMITED	02/04/2003	05/10/2005	27/07/2011	150000000.0	9 A PHELPS BUILDINGC PNEW DELHIDL110001IN
3	B07471402	80019109	DEUTSCHE BANK	02/03/2005	-	19/02/2011	600000000.0	NEW DELHI BRANCHTOLSTOY HOUSE, 15-17, TOLSTOY MARGNEW

DISCLAIMER : This Report is **PRIVATE & CONFIDENTIAL** and it is prepared at the request of and for its use by the Subscriber only. The Subscriber shall use the contents of the Report merely as an aid to its business. Mira Inform Private Limited ("MIPL") has collated information/data in the Report, which have not been verified unless otherwise specifically mentioned in the Report. The Subscriber shall independently verify the accuracy and correctness of the information/data before in any way acting upon the same. MIPL shall not be liable for any harm, injury, loss or damage caused to the Subscriber due to default by the Subscriber's debtors/beneficiaries in fulfilling their obligations of any nature whatsoever. This Report or any of its portion shall not be used as a documentary evidence or otherwise before any investigative agencies or forum of law. This Report is confidential and proprietary to MIPL. The Subscriber and/or any other person(s) may not reproduce, publish or disclose any of the contents of the Report to others without the express authorization of MIPL. This Report is prepared and issued to the Subscriber without any risk, responsibility or liability on the part of MIPL or its officials.

								DELHIDL110001IN
4	A228128 46	800323 06	STATE BANK OF INDIA	27/03/20 02	-	06/09/200 7	200000000.0	NEPZ BRANCH ,PHASEIIDR. GAUTAM BUDH NAGAR,NOIDAUP 201305IN
5	A226722 32	800322 76	STATE BANK OF INDIA	30/09/19 97	-	06/09/200 7	300000000.0	NEPZ BRANCB ,PHASE II,NOIDAUP201301 IN
6	A092857 92	800191 13	IDBI BANK LIMITED	18/03/20 02	05/07/200 4	01/01/200 7	500000000.0	19, K G MARGNEW DELHIDL110001IN
7	A086217 99	800191 39	BANK OF AMERICA NA	10/09/20 04	-	14/12/200 6	600000000.0	DCM BUILDING, 6 TH FLOOR16 BARAKHAMBA ROADNEW DELHIDL110001IN
8	A067190 41	800166 93	BANK OFAMERI CA	16/04/20 01	-	07/11/200 6	300000000.0	DCM BUILDINGBARAK HAMBA ROADNEW DELHIDL110001IN

CONTINGENT LIABILITIES:

PARTICULARS	31.03.2017	31.03.2016
Contingent liability for guarantees	18731.000	10947.000
Other contingent liabilities	21940.000	22583.000
Contingent liability on disputed income tax	11211.000	10726.000
Contingent liability on disputed excise demands	4168.000	5006.000
Contingent liability on lease commitments	1504.000	1371.000
Other contingent liabilities, others	2920.000	3543.000

FIXED ASSETS:

- Building
- Leasehold Improvements
- Plant and Machinery
- Furniture and Fixture
- Computer
- Vehicles

Intangible Asset:

- Computer software

DISCLAIMER : This Report is **PRIVATE & CONFIDENTIAL** and it is prepared at the request of and for its use by the Subscriber only. The Subscriber shall use the contents of the Report merely as an aid to its business. Mira Inform Private Limited ("MIPL") has collated information/data in the Report, which have not been verified unless otherwise specifically mentioned in the Report. The Subscriber shall independently verify the accuracy and correctness of the information/data before in any way acting upon the same. MIPL shall not be liable for any harm, injury, loss or damage caused to the Subscriber due to default by the Subscriber's debtors/beneficiaries in fulfilling their obligations of any nature whatsoever. This Report or any of its portion shall not be used as a documentary evidence or otherwise before any investigative agencies or forum of law. This Report is confidential and proprietary to MIPL. The Subscriber and/or any other person(s) may not reproduce, publish or disclose any of the contents of the Report to others without the express authorization of MIPL. This Report is prepared and issued to the Subscriber without any risk, responsibility or liability on the part of MIPL or its officials.

PRESS RELEASE

SAMSUNG OPENS WORLD'S LARGEST MOBILE EXPERIENCE CENTRE IN B'LURU

Date: 11.09.2018

Bengaluru: Samsung Electronics Tuesday inaugurated the world's largest mobile experience centre here.

"Today's consumers, especially millennials, seek unique experiences. They want to interact with the brand, touch, feel and create.

This is what Samsung Opera House is about. They have curated never seen before experiences that will excite people of all age groups alike," Samsung South West Asia President and CEO H C Hong told reporters after the launch.

"Opera House would also organize workshops, activities and events, bringing together Samsung's innovations with people's passions.

They are proud of the transformation that this place has seen," he said.

The largest mobile experience centre in the world was in India less than two months after Samsung inaugurated the world's largest mobile factory in Noida in July this year, reinforcing the Company's commitment to India, Hong said.

The 33,000 sq ft standalone property, which during the British era hosted plays and Operas, has been restored over two years and its facade continues to don its magnificent original look and feel, Samsung India Senior Vice President (Sales and Marketing) Mohandeep Singh said.

The South Korean tech giant would showcase its full lineup of smartphones and wearable devices at the experience centre alongside flagship consumer electronics products such as the QLED TV, Smart TVs, The Frame, and family hub refrigerators, Singh noted. (AGENCIES)

SAMSUNG PUTS NOIDA ON TOP WITH WORLD'S BIGGEST MOBILE FACTORY

Date: 08.07.2018

In front are open fields with grazing cattle, to the left are under-construction residential societies and to the right is its existing facility - this where Samsung has set up what is the world's largest mobile factory.

Not China or South Korea -- and certainly not the US -- the tag of housing the world's largest mobile factory has straight away put Noida on top of the world manufacturing map when it comes to consumer electronics.

The new 35-acre Samsung Electronics facility at Sector 81 in Noida, Uttar Pradesh, will see Prime Minister Narendra Modi and South Korean President Moon Jae-in landing together at a quickly-prepared helipad adjacent to the factory to officially inaugurate it on Monday.

One of the first electronics manufacturing facilities set up in the country in the early 1990s, the plant started by manufacturing TVs in 1997. The current mobile phone manufacturing unit was added in 2005.

DISCLAIMER : This Report is **PRIVATE & CONFIDENTIAL** and it is prepared at the request of and for its use by the Subscriber only. The Subscriber shall use the contents of the Report merely as an aid to its business. Mira Inform Private Limited ("MIPL") has collated information/data in the Report, which have not been verified unless otherwise specifically mentioned in the Report. The Subscriber shall independently verify the accuracy and correctness of the information/data before in any way acting upon the same. MIPL shall not be liable for any harm, injury, loss or damage caused to the Subscriber due to default by the Subscriber's debtors/beneficiaries in fulfilling their obligations of any nature whatsoever. This Report or any of its portion shall not be used as a documentary evidence or otherwise before any investigative agencies or forum of law. This Report is confidential and proprietary to MIPL. The Subscriber and/or any other person(s) may not reproduce, publish or disclose any of the contents of the Report to others without the express authorization of MIPL. This Report is prepared and issued to the Subscriber without any risk, responsibility or liability on the part of MIPL or its officials.

In June last year, the South Korean giant announced a INR 49150.000 Million investment to expand the Noida plant and, after a year, the new facility is ready to double production.

The company is currently making 67 million smartphones in India and with the new plant being functional, it is expected to manufacture nearly 120 million mobile phones.

Not just mobiles, the expansion of the current facility will double Samsung's production capacity of consumer electronics like refrigerators and flat panel televisions, further consolidating the company's leadership in these segments.

According to Tarun Pathak, Associate Director at Counterpoint Research, the new facility gives Samsung an advantage by reducing the time to market.

"This will help Samsung bring some local features to the devices powered by R&D here. Apart from this, the company can also bring in export opportunity for Samsung to SAARC and other regions," Pathak told IANS.

Samsung has two manufacturing plants -- in Noida and in Sriperumbudur, Tamil Nadu -- five R&D centres, and one design centre in Noida, employing over 70,000 people and expanding its network to over 1.5 lakh retail outlets.

Established in 1995, Samsung India laid the foundation stone of Noida plant next year. In 1997, production commenced and the first television was rolled out. In 2003, refrigerator production began.

By 2005, Samsung had become market leader in panel TVs and in 2007, the existing Noida facility started manufacturing mobile phones.

In 2012, Samsung became the leader in mobile phones in the country and the Noida facility rolled out the first-ever "Galaxy S3" device. Today, Samsung is the market leader across mobile segments.

The company currently has over 10 per cent of its overall production in India and aims to take it to 50 per cent over the next three years.

"For Samsung, India is among the top five smartphone markets globally. The US is saturated and Korea and Brazil are not growing significantly. India is a big opportunity across price segments, including 2G feature phones. It makes sense for Samsung to build a bigger manufacturing base here," Jaipal Singh, Senior Market Analyst, IDC, told IANS.

"They are now looking at building a complete ecosystem. After smartphones, they can go into building top-of-the-line products in other categories like TVs, refrigerators as advance manufacturing in India still lags behind. With the new facility, Samsung is going to have an edge over its rivals," Singh noted.

According to HC Hong, President and CEO, Samsung India, a bigger manufacturing plant will help them cater to the growing demand for Samsung products across the country.

Samsung India, that registered 27 per cent growth in mobile business revenue for the financial year 2016-17 -- accounting for a whopping INR 343000.000 Million of its reported INR 500000.000 Million sales - won't be able to hide the smile when the new facility kicks off production from July 9.

SAMSUNG IS A INR 500000.000 MILLION BUSINESS IN INDIA

Date: 01.04.2018

KOLKATA: Samsung India crossed the INR 500000.000 Million sales milestone in 2016-17 as per the just published company filings with the Registrar of Companies (RoC), consolidating its position as the country's largest pure-play consumer goods MNC.

The Korean giant's total income, including turnover and other income, grew by 15.5% to INR 555119.000 Million in FY 2017 from INR 480530.000 Million in the previous year despite the Chinese companies making serious inroads into the Indian smartphone market.

In fact, Samsung's mobile business in 2016-17 was higher than the combined sales of the top Chinese and Indian smartphone makers together, including Xiaomi, Oppo, VivoNSE 0.00 %, Micromax and Intex in the year under review. It was almost three times that of Apple India.

Samsung's smartphone business grew sales by 26.7% to INR 342610.000 Million, while the home appliance business grew by 12% to INR 639560.000 Million. The company's television business remained stagnant at INR 448120.000 Million even though Samsung retained market leadership.

The company's net profit, however, grew at a faster pace of 38% to INR 41562.000 Million (INR 30104.000 Million) which industry analysts attributed to more focus on premium models across smartphones and consumer electronics which have higher margins.

Samsung, in its filings, said the 'Make for India' initiative, through which most of the products were designed and developed with the Indian consumer's needs in mind, has been a huge success and a big factor behind the growth.

All the businesses at Samsung India improved their gross profitability with the television business more than doubling it and home appliance business almost trebling it. The mobile phone business was the largest contributor to gross profit having grown by 44% in FY17 at INR 50059.000 Million.

A Samsung India spokesperson said calendar year 2017 was a record year in terms of sales, both mobile and consumer electronics, on the backdrop of robust growth in 2016-17. "They continue to see strong growth for our businesses and expect to cross \$10 billion in revenues this year in India," he said.

CMT REPORT (Corruption, Money Laundering & Terrorism]

The Public Notice information has been collected from various sources including but not limited to: **The Courts, India Prisons Service, Interpol, etc.**

1] INFORMATION ON DESIGNATED PARTY

No records exist designating subject or any of its beneficial owners, controlling shareholders or senior officers as terrorist or terrorist organization or whom notice had been received that all financial transactions involving their assets have been blocked or convicted, found guilty or against whom a judgement or order had been entered in a proceedings for violating money-laundering, anti-corruption or bribery or international economic or anti-terrorism sanction laws or whose assets were seized, blocked, frozen or ordered forfeited for violation of money laundering or international anti-terrorism laws.

2] Court Declaration :

No records exist to suggest that subject is or was the subject of any formal or informal allegations, prosecutions or other official proceeding for making any prohibited payments or other improper payments to government officials for engaging in prohibited transactions or with designated parties.

3] Asset Declaration :

No records exist to suggest that the property or assets of the subject are derived from criminal conduct or a prohibited transaction.

4] Record on Financial Crime :

Charges or conviction registered against subject: **None**

5] Records on Violation of Anti-Corruption Laws :

Charges or investigation registered against subject: **None**

6] Records on Int'l Anti-Money Laundering Laws/Standards :

Charges or investigation registered against subject: **None**

7] Criminal Records

No available information exist that suggest that subject or any of its principals have been formally charged or convicted by a competent governmental authority for any financial crime or under any formal investigation by a competent government authority for any violation of anti-corruption laws or international anti-money laundering laws or standard.

8] Affiliation with Government :

No record exists to suggest that any director or indirect owners, controlling shareholders, director, officer or employee of the company is a government official or a family member or close business associate of a Government official.

9] Compensation Package :

Our market survey revealed that the amount of compensation sought by the subject is fair and reasonable and comparable to compensation paid to others for similar services.

10] Press Report :

No press reports / filings exists on the subject.

CORPORATE GOVERNANCE

MIRA INFORM as part of its Due Diligence do provide comments on Corporate Governance to identify management and governance. These factors often have been predictive and in some cases have created vulnerabilities to credit deterioration.

Our Governance Assessment focuses principally on the interactions between a company's management, its Board of Directors, Shareholders and other financial stakeholders.

CONTRAVENTION

Subject is not known to have contravened any existing local laws, regulations or policies that prohibit, restrict or otherwise affect the terms and conditions that could be included in the agreement with the subject.

FOREIGN EXCHANGE RATES

Currency	Unit	INR
US Dollar	1	INR 72.63
UK Pound	1	INR 95.47
Euro	1	INR 84.79

INFORMATION DETAILS

Information Gathered by :	SWT
Analysis Done by :	NYT
Report Prepared by :	BHG

SCORE FACTORS

DEMERIT POINTS		
--BANK CHARGES	YES/NO	YES
--LITIGATION	YES/NO	YES
--OTHER ADVERSE INFORMATION	YES/NO	NO
MERIT POINTS		
--SOLE DISTRIBUTORSHIP	YES/NO	NO
--EXPORT ACTIVITIES	YES/NO	NO
--AFFILIATION	YES/NO	YES
--LISTED	YES/NO	NO
--OTHER MERIT FACTORS	YES/NO	YES

RATING EXPLANATIONS

Credit Rating	Explanation	Rating Comments
A++	Minimum Risk	Business dealings permissible with minimum risk of default
A+	Low Risk	Business dealings permissible with low risk of default
A	Acceptable Risk	Business dealings permissible with moderate risk of default
B	Medium Risk	Business dealings permissible on a regular monitoring basis
C	Medium High Risk	Business dealings permissible preferably on secured basis
D	High Risk	Business dealing not recommended or on secured terms only
NB	New Business	No recommendation can be done due to business in infancy stage
NT	No Trace	No recommendation can be done as the business is not traceable

NB is stated where there is insufficient information to facilitate rating. However, it is not to be considered as unfavourable.

This score serves as a reference to assess SC's credit risk and to set the amount of credit to be extended. It is calculated from a composite of weighted scores obtained from each of the major sections of this report. The assessed factors are as follows:

- Financial condition covering various ratios
- Company background and operations size
- Promoters / Management background
- Payment record
- Litigation against the subject
- Industry scenario / competitor analysis
- Supplier / Customer / Banker review (wherever available)

DISCLAIMER : This Report is **PRIVATE & CONFIDENTIAL** and it is prepared at the request of and for its use by the Subscriber only. The Subscriber shall use the contents of the Report merely as an aid to its business. Mira Inform Private Limited ("MIPL") has collated information/data in the Report, which have not been verified unless otherwise specifically mentioned in the Report. The Subscriber shall independently verify the accuracy and correctness of the information/data before in any way acting upon the same. MIPL shall not be liable for any harm, injury, loss or damage caused to the Subscriber due to default by the Subscriber's debtors/beneficiaries in fulfilling their obligations of any nature whatsoever. This Report or any of its portion shall not be used as a documentary evidence or otherwise before any investigative agencies or forum of law. This Report is confidential and proprietary to MIPL. The Subscriber and/or any other person(s) may not reproduce, publish or disclose any of the contents of the Report to others without the express authorization of MIPL. This Report is prepared and issued to the Subscriber without any risk, responsibility or liability on the part of MIPL or its officials.