

## MIRA INFORM REPORT

Report No. :	530847
Report Date :	20.09.2018

### IDENTIFICATION DETAILS

Name :	GOPAK LIMITED
Registered Office :	Range Rd Hythe Kent Ct21 6hg
Country :	United Kingdom
Financials (as on) :	31.12.2017
Date of Incorporation :	30.07.1954
Com. Reg. No.:	00536385
Legal Form :	Private limited with Share Capital
Line of Business :	Furniture manufacturers and retailers
No. of Employees :	40

### RATING & COMMENTS

(Mira Inform has adopted New Rating mechanism w.e.f. 23<sup>rd</sup> January 2017)

MIRA's Rating :	A
-----------------	---

Credit Rating	Explanation	Rating Comments
A	Acceptable Risk	Business dealings permissible with moderate risk of default

Status :	Good
Payment Behaviour :	No Complaints
Litigation :	Clear

#### NOTES :

Any query related to this report can be made on e-mail : [infodept@mirainform.com](mailto:infodept@mirainform.com) while quoting report number, name and date.

**DISCLAIMER :** This Report is **PRIVATE & CONFIDENTIAL** and it is prepared at the request of and for its use by the Subscriber only. The Subscriber shall use the contents of the Report merely as an aid to its business. Mira Inform Private Limited ("MIPL") has collated information/data in the Report, which have not been verified unless otherwise specifically mentioned in the Report. The Subscriber shall independently verify the accuracy and correctness of the information/data before in any way acting upon the same. MIPL shall not be liable for any harm, injury, loss or damage caused to the Subscriber due to default by the Subscriber's debtors/beneficiaries in fulfilling their obligations of any nature whatsoever. This Report or any of its portion shall not be used as a documentary evidence or otherwise before any investigative agencies or forum of law. This Report is confidential and proprietary to MIPL. The Subscriber and/or any other person(s) may not reproduce, publish or disclose any of the contents of the Report to others without the express authorization of MIPL. This Report is prepared and issued to the Subscriber without any risk, responsibility or liability on the part of MIPL or its officials.

**ECGC Country Risk Classification List**

Country Name	Previous Rating (31.12.2017)	Current Rating (01.04.2018)
United Kingdom	A1	A1

Risk Category	ECGC Classification
Insignificant	A1
Low Risk	A2
Moderately Low Risk	B1
Moderate Risk	B2
Moderately High Risk	C1
High Risk	C2
Very High Risk	D

### UNITED KINGDOM - ECONOMIC OVERVIEW

The UK, a leading trading power and financial center, is the third largest economy in Europe after Germany and France. Agriculture is intensive, highly mechanized, and efficient by European standards, producing about 60% of food needs with less than 2% of the labor force. The UK has large coal, natural gas, and oil resources, but its oil and natural gas reserves are declining; the UK has been a net importer of energy since 2005. Services, particularly banking, insurance, and business services, are key drivers of British GDP growth. Manufacturing, meanwhile, has declined in importance but still accounts for about 10% of economic output.

In 2008, the global financial crisis hit the economy particularly hard, due to the importance of its financial sector. Falling home prices, high consumer debt, and the global economic slowdown compounded the UK's economic problems, pushing the economy into recession in the latter half of 2008 and prompting the then BROWN (Labour) government to implement a number of measures to stimulate the economy and stabilize the financial markets. Facing burgeoning public deficits and debt levels, in 2010 the then CAMERON-led coalition government (between Conservatives and Liberal Democrats) initiated an austerity program, which has continued under the Conservative government. However, the deficit still remains one of the highest in the G7, standing at 3.6% of GDP as of 2017, and the UK has pledged to lower its corporation tax from 20% to 17% by 2020. The UK had a debt burden of 90.4% GDP at the end of 2017.

The UK economy has begun to slow since the referendum vote to leave the EU in June 2016. A sustained depreciation of the British pound has increased consumer and producer prices, weighing on consumer spending without spurring a meaningful increase in exports. The UK has an extensive trade relationship with other EU members through its single market membership, and economic observers have warned the exit will jeopardize its position as the central location for European financial services. Prime Minister MAY is seeking a new "deep and special" trade relationship with the EU following the UK's exit. However, economists doubt that the UK will be able to preserve the benefits of EU membership without the obligations. The UK is expected to officially leave the EU by the end of March 2019.

Source : CIA

## **COMPANY NAME AND ADDRESS**

Company Name: **GOPAK LIMITED**  
Company No: **00536385**  
Registered Address: **RANGE RD HYTHE KENT CT21 6HG**

## **COMPANY SUMMARY**

<b>Registered Address</b>	RANGE RD HYTHE KENT CT21 6HG
<b>Trading Address</b>	Range Road Industrial Estate Range Road Hythe Kent CT21 6HG
<b>Website Address</b>	<a href="http://www.gopak.co.uk">http://www.gopak.co.uk</a>
<b>Telephone Number</b>	01303265751
<b>Fax Number</b>	
<b>TPS</b>	No
<b>FPS</b>	Yes
<b>Incorporation Date</b>	30/07/1954
<b>Previous Name</b>	
<b>Type</b>	Private limited with Share Capital
<b>FTSE Index</b>	-
<b>Date of Change</b>	-
<b>Filing Date of Accounts</b>	07/06/2018
<b>Currency</b>	GBP
<b>Share Capital</b>	£2,000

**DISCLAIMER** : This Report is **PRIVATE & CONFIDENTIAL** and it is prepared at the request of and for its use by the Subscriber only. The Subscriber shall use the contents of the Report merely as an aid to its business. Mira Inform Private Limited ("MIPL") has collated information/data in the Report, which have not been verified unless otherwise specifically mentioned in the Report. The Subscriber shall independently verify the accuracy and correctness of the information/data before in any way acting upon the same. MIPL shall not be liable for any harm, injury, loss or damage caused to the Subscriber due to default by the Subscriber's debtors/beneficiaries in fulfilling their obligations of any nature whatsoever. This Report or any of its portion shall not be used as a documentary evidence or otherwise before any investigative agencies or forum of law. This Report is confidential and proprietary to MIPL. The Subscriber and/or any other person(s) may not reproduce, publish or disclose any of the contents of the Report to others without the express authorization of MIPL. This Report is prepared and issued to the Subscriber without any risk, responsibility or liability on the part of MIPL or its officials.

SIC07	31090
Charity Number	-
SIC07 Description	MANUFACTURE OF OTHER FURNITURE
Principal Activity	Furniture manufacturers and retailers.

## **ADDITIONAL INFORMATION**

CCJ's	0 (£0)
No CCJ Information To Display	
Ultimate Holding Company	-
Accountant	-
Mortgages	2
Trade Debtors	-
Group	0 companies
Linkages	0 companies
Countries	In 0 countries

## **KEY FINANCIALS**

Year to Date	Turnover	Pre Tax Profit	Shareholder's Funds	Employees
31/12/2017	£5,753,750	£203,141	£3,933,195	40
31/12/2016	6,028,765	£150,876	£3,917,191	41
31/12/2015	6,248,616	£195,660	£3,507,174	43

## **MORTGAGE SUMMARY**

Total Mortgage	2
Outstanding	1
Satisfied	1

## **TRADE DEBTORS / BAD DEBT SUMMARY**

Total Number of Documented Trade	13
Total Value of Documented Trade	£38,709

**DISCLAIMER** : This Report is **PRIVATE & CONFIDENTIAL** and it is prepared at the request of and for its use by the Subscriber only. The Subscriber shall use the contents of the Report merely as an aid to its business. Mira Inform Private Limited ("MIPL") has collated information/data in the Report, which have not been verified unless otherwise specifically mentioned in the Report. The Subscriber shall independently verify the accuracy and correctness of the information/data before in any way acting upon the same. MIPL shall not be liable for any harm, injury, loss or damage caused to the Subscriber due to default by the Subscriber's debtors/beneficiaries in fulfilling their obligations of any nature whatsoever. This Report or any of its portion shall not be used as a documentary evidence or otherwise before any investigative agencies or forum of law. This Report is confidential and proprietary to MIPL. The Subscriber and/or any other person(s) may not reproduce, publish or disclose any of the contents of the Report to others without the express authorization of MIPL. This Report is prepared and issued to the Subscriber without any risk, responsibility or liability on the part of MIPL or its officials.

## COMMENTARY

The latest Balance Sheet indicates a very positive net working capital position.
The latest cash balances represent a positive level in terms of the overall outstanding creditor obligations.
There has been an increase in shareholders funds compared with the previous balance sheet.

## CCJ

Total Number of Exact CCJs -	0	Total Value of Exact CCJs -	
Total Number of Possible CCJs -	0	Total Value of Possible CCJs -	
Total Number of Satisfied CCJs -	0	Total Value of Satisfied CCJs -	
Total Number of Writs -	-		
Total Current Directors	9	Total Current Secretaries	1
Total Previous Directors / Company Secretaries	5	Total Person's With Significant Control	1

## CURRENT DIRECTORS

Title	Mrs	Function	Director
Name	Romany Cowans	Nationality	British
Date of Birth	05/1955	Present Appointments	1
Latest Address	Range Rd, Hythe, Kent	Appointment Date	09/09/1991
Post Code	CT21 6HG		
Other Actions	<a href="#">View Director Report</a>	<a href="#">View Consumer Report</a>	<a href="#">View AML Report</a>
	<a href="#">View Trace Report</a>	<a href="#">View Compliance Report</a>	
Title	Mrs	Function	Director
Name	Heather Candy	Nationality	British
Date of Birth	01/1952	Present Appointments	1
Latest Address	Range Rd, Hythe, Kent	Appointment Date	09/09/1991
Post Code	CT21 6HG		
Other Actions	<a href="#">View Director Report</a>	<a href="#">View Consumer Report</a>	<a href="#">View AML Report</a>
	<a href="#">View Trace Report</a>	<a href="#">View Compliance Report</a>	
Title	Mr	Function	Director
Name	Gavin Le Fleming Shepherd	Nationality	British
Date of Birth	06/1950	Present Appointments	2
Latest Address	Range Rd, Hythe, Kent	Appointment Date	09/09/1991

**DISCLAIMER** : This Report is **PRIVATE & CONFIDENTIAL** and it is prepared at the request of and for its use by the Subscriber only. The Subscriber shall use the contents of the Report merely as an aid to its business. Mira Inform Private Limited ("MIPL") has collated information/data in the Report, which have not been verified unless otherwise specifically mentioned in the Report. The Subscriber shall independently verify the accuracy and correctness of the information/data before in any way acting upon the same. MIPL shall not be liable for any harm, injury, loss or damage caused to the Subscriber due to default by the Subscriber's debtors/beneficiaries in fulfilling their obligations of any nature whatsoever. This Report or any of its portion shall not be used as a documentary evidence or otherwise before any investigative agencies or forum of law. This Report is confidential and proprietary to MIPL. The Subscriber and/or any other person(s) may not reproduce, publish or disclose any of the contents of the Report to others without the express authorization of MIPL. This Report is prepared and issued to the Subscriber without any risk, responsibility or liability on the part of MIPL or its officials.

<b>Post Code</b>	CT21 6HG		
<b>Other Actions</b>	<b>View Director Report</b>	<b>View Consumer Report</b>	<b>View AML Report</b>
	<b>View Trace Report</b>	<b>View Compliance Report</b>	
<b>Title</b>	Mr	<b>Function</b>	Director
<b>Name</b>	Martin Le Fleming Shepherd	<b>Nationality</b>	British
<b>Date of Birth</b>	11/1953	<b>Present Appointments</b>	1
<b>Latest Address</b>	Range Rd, Hythe, Kent	<b>Appointment Date</b>	09/09/1991
<b>Post Code</b>	CT21 6HG		
<b>Other Actions</b>	<b>View Director Report</b>	<b>View Consumer Report</b>	<b>View AML Report</b>
	<b>View Trace Report</b>	<b>View Compliance Report</b>	
<b>Title</b>	Ms	<b>Function</b>	Director
<b>Name</b>	Diane Patricia Ponting	<b>Nationality</b>	British
<b>Date of Birth</b>	09/1964	<b>Present Appointments</b>	1
<b>Latest Address</b>	Range Rd, Hythe, Kent	<b>Appointment Date</b>	09/09/1991
<b>Post Code</b>	CT21 6HG		
<b>Other Actions</b>	<b>View Director Report</b>	<b>View Consumer Report</b>	<b>View AML Report</b>
	<b>View Trace Report</b>	<b>View Compliance Report</b>	
<b>Title</b>	Mr	<b>Function</b>	Director
<b>Name</b>	John Edward Fieldwick	<b>Nationality</b>	British
<b>Date of Birth</b>	03/1938	<b>Present Appointments</b>	1
<b>Latest Address</b>	Range Rd, Hythe, Kent	<b>Appointment Date</b>	09/09/1991
<b>Post Code</b>	CT21 6HG		
<b>Other Actions</b>	<b>View Director Report</b>	<b>View Consumer Report</b>	<b>View AML Report</b>
	<b>View Trace Report</b>	<b>View Compliance Report</b>	
<b>Title</b>	Mr	<b>Function</b>	Director
<b>Name</b>	Andrew John Fieldwick	<b>Nationality</b>	British
<b>Date of Birth</b>	12/1964	<b>Present Appointments</b>	1
<b>Latest Address</b>	Range Rd, Hythe, Kent	<b>Appointment Date</b>	03/05/1994
<b>Post Code</b>	CT21 6HG		
<b>Other Actions</b>	<b>View Director Report</b>	<b>View Consumer Report</b>	<b>View AML Report</b>
	<b>View Trace Report</b>	<b>View Compliance Report</b>	
<b>Title</b>	Mr	<b>Function</b>	Director
<b>Name</b>	Damien Joseph Hickie	<b>Nationality</b>	British
<b>Date of Birth</b>	07/1961	<b>Present Appointments</b>	1
<b>Latest Address</b>	Range Rd, Hythe, Kent	<b>Appointment Date</b>	01/04/2015
<b>Post Code</b>	CT21 6HG		
<b>Other Actions</b>	<b>View Director Report</b>	<b>View Consumer Report</b>	<b>View AML Report</b>
	<b>View Trace Report</b>	<b>View Compliance Report</b>	
<b>Title</b>	Mr	<b>Function</b>	Director
<b>Name</b>	Tony John Ash	<b>Nationality</b>	British
<b>Date of Birth</b>	12/1961	<b>Present Appointments</b>	1
<b>Latest Address</b>	Range Rd, Hythe, Kent	<b>Appointment Date</b>	01/04/2015
<b>Post Code</b>	CT21 6HG		
<b>Other Actions</b>	<b>View Director Report</b>	<b>View Consumer Report</b>	<b>View AML Report</b>
	<b>View Trace Report</b>	<b>View Compliance Report</b>	

## **CURRENT COMPANY SECRETARY**



<b>Title</b>	Ms	<b>Function</b>	Company Secretary
<b>Name</b>	Fiona Elizabeth Fieldwick	<b>Nationality</b>	British
<b>Date of Birth</b>	11/1967	<b>Present Appointments</b>	1
<b>Latest Address</b>	Range Rd, Hythe, Kent	<b>Appointment Date</b>	17/03/2003
<b>Post Code</b>	CT21 6HG		
<b>Other Actions</b>		<b>View Consumer Report</b>	<b>View Trace Report</b>
	<b>View Compliance Report</b>		

## **TOP SHAREHOLDERS**














Name	Currency	Share Count	Share Type	Nominal Value	% of Total Share Count
EXECUTORS OF ESTATE OF PETER STANLEY LE FLEMING SHEPHERD	GBP	1,023	ORDINARY	1	51.15
MR JOHN EDWARD FIELDWICK	GBP	270	ORDINARY	1	13.5
MR RAYMOND LEONARD CODD	GBP	100	ORDINARY	1	5
MR MARTIN LE FLEMING SHEPHERD	GBP	100	ORDINARY	1	5
MR JOHN MARIO RICHARDSON	GBP	100	ORDINARY	1	5
MR ANDREW JOHN FIELDWICK	GBP	100	ORDINARY	1	5
MRS HEATHER CANDY	GBP	100	ORDINARY	1	5
MRS ROMANY COWANS	GBP	100	ORDINARY	1	5
MRS J.M. LE FLEMING SHEPHERD	GBP	99	ORDINARY	1	4.95
MRS DIANE PATRICIA PONTING	GBP	7	ORDINARY	1	0.35
MR GAVIN LE FLEMING SHEPHERD	GBP	1	ORDINARY	1	0.05

## **FINANCIALS**





### **Profit & Loss**

	Date Of Accounts	31/12/17	(%)	31/12/16	(%)	31/12/15	(%)	31/12/14	(%)	31/12/13
	Weeks	52	(%)	52	(%)	52	(%)	52	(%)	52
	Currency	GBP	(%)	GBP	(%)	GBP	(%)	GBP	(%)	GBP
	Consolidated A/cs	N	(%)	N	(%)	N	(%)	N	(%)	N
	<b>Turnover</b>	<b>£5,753,750</b>	<b>-4.6%</b>	<b>£6,028,765</b>	<b>-3.5%</b>	<b>£6,248,616</b>	<b>-11.8%</b>	<b>£7,087,609</b>	<b>15.9%</b>	<b>£6,117,324</b>
	Export	-	-	-	-	-	-	-	-	-














**DISCLAIMER** : This Report is **PRIVATE & CONFIDENTIAL** and it is prepared at the request of and for its use by the Subscriber only. The Subscriber shall use the contents of the Report merely as an aid to its business. Mira Inform Private Limited ("MIPL") has collated information/data in the Report, which have not been verified unless otherwise specifically mentioned in the Report. The Subscriber shall independently verify the accuracy and correctness of the information/data before in any way acting upon the same. MIPL shall not be liable for any harm, injury, loss or damage caused to the Subscriber due to default by the Subscriber's debtors/beneficiaries in fulfilling their obligations of any nature whatsoever. This Report or any of its portion shall not be used as a documentary evidence or otherwise before any investigative agencies or forum of law. This Report is confidential and proprietary to MIPL. The Subscriber and/or any other person(s) may not reproduce, publish or disclose any of the contents of the Report to others without the express authorization of MIPL. This Report is prepared and issued to the Subscriber without any risk, responsibility or liability on the part of MIPL or its officials.

	Cost of Sales	£3,345,099	-5.7%	£3,548,182	-3.6%	£3,681,082	-10%	£4,091,581	13%	£3,620,825
	Gross Profit	£2,408,651	-2.9%	£2,480,583	3.4%	£2,567,534	-14.3%	£2,996,028	20%	£2,496,499
	Wages & Salaries	-	-	-	-	-	-	£1,810,796	8.1%	£1,674,583
	Directors Emoluments	-	-	-	-	£492,775	22%	£403,826	0.8%	£400,481
	<b>Operating Profit</b>	<b>£189,628</b>	<b>40%</b>	<b>£135,473</b>	<b>-27.9%</b>	<b>£188,000</b>	<b>-68.8%</b>	<b>£603,321</b>	<b>129.5%</b>	<b>£262,850</b>
	Depreciation	£259,711	7.4%	£241,928	-8.7%	£264,840	-0.7%	£266,696	10.1%	£242,223
	Audit Fees	-	-100%	£6,000	1.7%	£5,900	-	£5,900	2.6%	£5,750
	Interest Payments	£3,336	2%	£3,270	-17.7%	£3,971	-28.4%	£5,544	-38%	£8,941
	<b>Pre Tax Profit</b>	<b>£203,141</b>	<b>34.6%</b>	<b>£150,876</b>	<b>-22.9%</b>	<b>£195,660</b>	<b>-68.8%</b>	<b>£627,277</b>	<b>137.8%</b>	<b>£263,833</b>
	Taxation	-£37,137	-16.3%	-£31,926	0.8%	-£32,172	74.2%	-£124,873	-164.6%	-£47,194
	Profit After Tax	£166,004	39.6%	£118,950	-27.2%	£163,488	-67.5%	£502,404	131.9%	£216,639
	Dividends Payable	£150,000	-25%	£200,000	-20%	£250,000	-44.4%	£450,000	80%	£250,000
	<b>Retained Profit</b>	<b>£16,004</b>	<b>119.7%</b>	<b>-£81,050</b>	<b>6.3%</b>	<b>-£86,512</b>	<b>-265.1%</b>	<b>£52,404</b>	<b>257.1%</b>	<b>-£33,361</b>



**Balance Sheet**

	Date Of Accounts	31/12/17	(%)	31/12/16	(%)	31/12/15	(%)	31/12/14	(%)	31/12/13
	Tangible Assets	£2,214,282	-4.8%	£2,326,611	34.1%	£1,735,449	-14.1%	£2,020,382	-1.5%	£2,051,848
	Intangible Assets	£10,762	19.6%	£9,000	-25%	£12,000	-20%	£15,000	-16.8%	£18,030
	<b>Total Fixed Assets</b>	<b>£2,225,044</b>	<b>-4.7%</b>	<b>£2,335,611</b>	<b>33.7%</b>	<b>£1,747,449</b>	<b>-14.1%</b>	<b>£2,035,382</b>	<b>-1.7%</b>	<b>£2,069,878</b>
	Stock	£549,084	-7.8%	£595,364	-6.6%	£637,410	11.9%	£569,695	2.7%	£554,916

**DISCLAIMER** : This Report is **PRIVATE & CONFIDENTIAL** and it is prepared at the request of and for its use by the Subscriber only. The Subscriber shall use the contents of the Report merely as an aid to its business. Mira Inform Private Limited ("MIPL") has collated information/data in the Report, which have not been verified unless otherwise specifically mentioned in the Report. The Subscriber shall independently verify the accuracy and correctness of the information/data before in any way acting upon the same. MIPL shall not be liable for any harm, injury, loss or damage caused to the Subscriber due to default by the Subscriber's debtors/beneficiaries in fulfilling their obligations of any nature whatsoever. This Report or any of its portion shall not be used as a documentary evidence or otherwise before any investigative agencies or forum of law. This Report is confidential and proprietary to MIPL. The Subscriber and/or any other person(s) may not reproduce, publish or disclose any of the contents of the Report to others without the express authorization of MIPL. This Report is prepared and issued to the Subscriber without any risk, responsibility or liability on the part of MIPL or its officials.

	Trade Debtors	£407,408	10%	£370,281	-8.5%	£404,482	-23.1%	£526,160	33.5%	£394,130
	Cash	£1,320,553	12.7%	£1,171,436	3.2%	£1,135,458	-17.9%	£1,383,158	28.6%	£1,075,709
	Other Debtors	£111,044	-13.8%	£128,750	-32%	£189,356	56.6%	£120,918	-30.7%	£174,595
	Miscellaneous Current Assets	0	-	0	-	0	-	0	-	0
	<b>Total Current Assets</b>	<b>£2,388,089</b>	<b>5.4%</b>	<b>£2,265,831</b>	<b>-4.3%</b>	<b>£2,366,706</b>	<b>-9%</b>	<b>£2,599,931</b>	<b>18.2%</b>	<b>£2,199,350</b>
	Trade Creditors	£229,950	7.1%	£214,797	-1.3%	£217,653	-37.7%	£349,199	29.7%	£269,220
	Bank Loans & Overdrafts	0	-	0	-	0	-	0	-	0
	Other Short Term Finance	0	-	0	-	0	-100%	£86,141	-16.8%	£103,584
	Miscellaneous Current Liabilities	£404,545	11.9%	£361,520	-5.4%	£382,288	-30.9%	£553,062	114%	£258,446
	<b>Total Current Liabilities</b>	<b>£634,495</b>	<b>10.1%</b>	<b>£576,317</b>	<b>-3.9%</b>	<b>£599,941</b>	<b>-39.3%</b>	<b>£988,402</b>	<b>56.6%</b>	<b>£631,250</b>
	Bank Loans & Overdrafts and LTL	£45,443	-57.9%	£107,934	999.9%	£7,040	-86.8%	£53,224	-45%	£96,695
	Other Long Term Finance	0	-	0	-	0	-100%	£19,744	-75%	£78,974
	<b>Total Long Term Liabilities</b>	<b>£45,443</b>	<b>-57.9%</b>	<b>£107,934</b>	<b>999.9%</b>	<b>£7,040</b>	<b>-86.8%</b>	<b>£53,224</b>	<b>-45%</b>	<b>£96,695</b>

**Capital & Reserves**

	Date Of Accounts	31/12/17	(%)	31/12/16	(%)	31/12/15	(%)	31/12/14	(%)	31/12/13
	Called Up Share Capital	£2,000	-	£2,000	-	£2,000	-	£2,000	-	£2,000
	P & L	£3,440,12	0.5	£3,424,12	-2.3%	£3,505,17	-	£3,591,68	1.5	£3,539,28

**DISCLAIMER** : This Report is **PRIVATE & CONFIDENTIAL** and it is prepared at the request of and for its use by the Subscriber only. The Subscriber shall use the contents of the Report merely as an aid to its business. Mira Inform Private Limited ("MIPL") has collated information/data in the Report, which have not been verified unless otherwise specifically mentioned in the Report. The Subscriber shall independently verify the accuracy and correctness of the information/data before in any way acting upon the same. MIPL shall not be liable for any harm, injury, loss or damage caused to the Subscriber due to default by the Subscriber's debtors/beneficiaries in fulfilling their obligations of any nature whatsoever. This Report or any of its portion shall not be used as a documentary evidence or otherwise before any investigative agencies or forum of law. This Report is confidential and proprietary to MIPL. The Subscriber and/or any other person(s) may not reproduce, publish or disclose any of the contents of the Report to others without the express authorization of MIPL. This Report is prepared and issued to the Subscriber without any risk, responsibility or liability on the part of MIPL or its officials.

	Account Reserve	8	%	4		4	2.4 %	7	%	3
	Revaluation Reserve	£491,067	-	£491,067	-	-	-	-	-	-
	Sundry Reserves	-	-	-	-	-	-	-	-	-
	<b>Shareholder Funds</b>	<b>£3,933,195</b>	<b>0.4 %</b>	<b>£3,917,191</b>	<b>11.7 %</b>	<b>£3,507,174</b>	<b>- 2.4 %</b>	<b>£3,593,687</b>	<b>1.5 %</b>	<b>£3,541,283</b>

**Other Financial Items**

	Date Of Accounts	31/12/17	(%)	31/12/16	(%)	31/12/15	(%)	31/12/14	(%)	31/12/13
	Net Worth	£3,922,433	0.4 %	£3,908,191	11.8 %	£3,495,174	-2.3%	£3,578,687	1.6%	£3,523,253
	Working Capital	£1,753,594	3.8 %	£1,689,514	-4.4%	£1,766,765	9.6%	£1,611,529	2.8%	£1,568,100
	Total Assets	£4,613,133	0.3 %	£4,601,442	11.8 %	£4,114,155	- 11.2 %	£4,635,313	8.6%	£4,269,228
	Total Liabilities	£679,938	- 0.6 %	£684,251	12.7 %	£606,981	- 41.7 %	£1,041,626	43.1 %	£727,945
	Net Assets	£3,933,195	0.4 %	£3,917,191	11.7 %	£3,507,174	-2.4%	£3,593,687	1.5%	£3,541,283

**Cash Flow**

	Date Of Accounts	31/12/17	(%)	31/12/16	(%)	31/12/15	(%)	31/12/14	(%)	31/12/13
	Net Cashflow from Operations	-	-	-	-	-	-	£947,321	143.1%	£389,700
	Net Cashflow before Financing	-	-	-	-	-	100%	£307,449	292.8%	-
	Net Cashflow from Financing	-	-	-	-	-	-	-£76,673	58.8%	-
	Increase in Cash	-	-	-	-	-	-	£230,776	166.8%	-
										£345,376


**Miscellaneous**

	Date Of Accounts	31/12/17	(%)	31/12/16	(%)	31/12/15	(%)	31/12/14	(%)	31/12/13
	Contingent Liability	NO	-	NO	-	YES	-	YES	-	YES
	Capital Employed	£3,978,638	- 1.2 %	£4,025,125	14.5 %	£3,514,214	- 3.6 %	£3,646,911	0.2 %	£3,637,978
	Number of Employees	40	- 2.4	41	-4.7%	43	- 4.4	45	2.3 %	44

**DISCLAIMER** : This Report is **PRIVATE & CONFIDENTIAL** and it is prepared at the request of and for its use by the Subscriber only. The Subscriber shall use the contents of the Report merely as an aid to its business. Mira Inform Private Limited ("MIPL") has collated information/data in the Report, which have not been verified unless otherwise specifically mentioned in the Report. The Subscriber shall independently verify the accuracy and correctness of the information/data before in any way acting upon the same. MIPL shall not be liable for any harm, injury, loss or damage caused to the Subscriber due to default by the Subscriber's debtors/beneficiaries in fulfilling their obligations of any nature whatsoever. This Report or any of its portion shall not be used as a documentary evidence or otherwise before any investigative agencies or forum of law. This Report is confidential and proprietary to MIPL. The Subscriber and/or any other person(s) may not reproduce, publish or disclose any of the contents of the Report to others without the express authorization of MIPL. This Report is prepared and issued to the Subscriber without any risk, responsibility or liability on the part of MIPL or its officials.

			%			%		
Accountants								
Auditors	THE BUBB SHERWIN PARTNERSHIP LIMITED							
Auditor Comments	The audit report contains no adverse comments							
Bankers	BARCLAYS BANK PLC							
Bank Branch Code	20-17-92							

**Ratios**

	Date Of Accounts	31/12/17	31/12/16	31/12/15	31/12/14	31/12/13
	Pre-tax profit margin %	3.53	2.50	3.13	8.85	4.31
	Current ratio	3.76	3.93	3.94	2.63	3.48
	Sales/Net Working Capital	3.28	3.57	3.54	4.40	3.90
	Gearing %	1.20	2.80	0.20	1.50	2.70
	Equity in %	85.50	85.30	85.50	77.80	83.30
	Creditor Days	14.54	12.96	12.67	17.93	16.01
	Debtor Days	25.77	22.35	23.56	27.02	23.45
	Liquidity/Acid Test	2.89	2.89	2.88	2.05	2.60
	Return On Capital Employed %	5.10	3.74	5.56	17.20	7.25
	Return On Total Assets Employed %	4.40	3.27	4.75	13.53	6.17
	Current Debt Ratio	0.16	0.14	0.17	0.27	0.17
	Total Debt Ratio	0.17	0.17	0.17	0.28	0.20
	Stock Turnover Ratio %	9.54	9.87	10.20	8.03	9.07
	Return on Net Assets Employed %	5.16	3.85	5.57	17.45	7.45

**\*EVENT HISTORY VIEW DOCUMENTS**

Date	Description
14/09/2018	Confirmation Statement
15/06/2018	New Accounts Filed
15/06/2018	New Accounts Filed
12/09/2017	Confirmation Statement
18/07/2017	New Accounts Filed
18/07/2017	New Accounts Filed

**DISCLAIMER** : This Report is **PRIVATE & CONFIDENTIAL** and it is prepared at the request of and for its use by the Subscriber only. The Subscriber shall use the contents of the Report merely as an aid to its business. Mira Inform Private Limited ("MIPL") has collated information/data in the Report, which have not been verified unless otherwise specifically mentioned in the Report. The Subscriber shall independently verify the accuracy and correctness of the information/data before in any way acting upon the same. MIPL shall not be liable for any harm, injury, loss or damage caused to the Subscriber due to default by the Subscriber's debtors/beneficiaries in fulfilling their obligations of any nature whatsoever. This Report or any of its portion shall not be used as a documentary evidence or otherwise before any investigative agencies or forum of law. This Report is confidential and proprietary to MIPL. The Subscriber and/or any other person(s) may not reproduce, publish or disclose any of the contents of the Report to others without the express authorization of MIPL. This Report is prepared and issued to the Subscriber without any risk, responsibility or liability on the part of MIPL or its officials.

23/03/2017	Payment Data Update Received
23/03/2017	Mr J.M. Richardson has left the board
07/12/2016	Payment Data Update Received
17/09/2016	Annual Returns
14/06/2016	New Accounts Filed
14/06/2016	New Accounts Filed
23/09/2015	Annual Returns
09/06/2015	New Accounts Filed
09/06/2015	New Accounts Filed

**Previous Company Names**

No Previous Names found

**Writ Details**

No writs found

**STATISTICS**

<b>Group</b>	-
<b>Linkages</b>	0 companies
<b>Countries</b>	In 0 countries

**SUMMARY**

<b>Holding Company</b>	-
<b>Ownership Status</b>	
<b>Ultimate Holding Company</b>	-

**Group Structure Full**

No Group Structure

<b>Group</b>	0 companies
<b>Linkages</b>	0 companies
<b>Countries</b>	In 0 countries

**MORTGAGE DETAILS**

<b>Mortgage Type:</b>	DEED OF CHARGE OVER CREDIT BALANCES		
<b>Date Charge Created:</b>	22/03/11		
<b>Date Charge Registered:</b>	29/03/11		

**DISCLAIMER :** This Report is **PRIVATE & CONFIDENTIAL** and it is prepared at the request of and for its use by the Subscriber only. The Subscriber shall use the contents of the Report merely as an aid to its business. Mira Inform Private Limited ("MIPL") has collated information/data in the Report, which have not been verified unless otherwise specifically mentioned in the Report. The Subscriber shall independently verify the accuracy and correctness of the information/data before in any way acting upon the same. MIPL shall not be liable for any harm, injury, loss or damage caused to the Subscriber due to default by the Subscriber's debtors/beneficiaries in fulfilling their obligations of any nature whatsoever. This Report or any of its portion shall not be used as a documentary evidence or otherwise before any investigative agencies or forum of law. This Report is confidential and proprietary to MIPL. The Subscriber and/or any other person(s) may not reproduce, publish or disclose any of the contents of the Report to others without the express authorization of MIPL. This Report is prepared and issued to the Subscriber without any risk, responsibility or liability on the part of MIPL or its officials.

**GOPAK LIMITED - 530847**

**PAGE NO. : 14**

<b>Date Charge Satisfied:</b>	-		
<b>Status:</b>	OUTSTANDING		
<b>Person(s) Entitled:</b>	BARCLAYS BANK PLC		
<b>Amount Secured:</b>	ALL MONIES DUE OR TO BECOME DUE FROM THE COMPANY TO THE CHARGEES ON ANY ACCOUNT WHATSOEVER		
<b>Details:</b>	THE CHARGE CREATES A FIXED CHARGE OVER ALL THE DEPOSIT(S) REFERRED TO IN THE SCHEDULE TO THE FORM MGO1 (INCLUDING ALL OR ANY PART OF THE MONEY PAYABLE PURSUANT TO SUCH DEPOSIT(S) & THE DEBTS REPRESENTED THEREBY) TOGETHER WITH ALL INTEREST FROM TIME TO TIME ACCRUING THEREON. IT ALSO CREATES AN ASSIGNMENT BY THE CHARGOR FOR THE PURPOSES OF & TO GIVE EFFECT TO THE SECURITY OVER THE RIGHT OF THE CHARGOR TO REQUIRE REPAYMENT OF SUCH DEPOSIT(S) & INTEREST THEREON BARCLAYS BANK PLC RE GOPAK LIMITED BUSINESS PREMIUM ACCOUNT ACCOUNT NUMBER 53671992		
<b>Mortgage Type:</b>	INSTR. OF CHARGE		
<b>Date Charge Created:</b>	02/12/63		
<b>Date Charge Registered:</b>	10/12/63		
<b>Date Charge Satisfied:</b>	09/01/02		
<b>Status:</b>	SATISFIED		
<b>Person(s) Entitled:</b>	BARCLAYS BANK LTD		
<b>Amount Secured:</b>	ALL MONIES DUE OR TO BECOME DUE FROM THE COMPANY TO THE CHARGEES ON ANY ACCOUNT WHATSOEVER		
<b>Details:</b>	16, THE MINT HARBLEDOWN, KENT		

## ***CREDITOR DETAILS***

	<b>Total Number</b>	<b>Total Value</b>
Trade Creditors	<b>0</b>	-
No Creditor Data		

## ***TRADE DEBTORS / BAD DEBT DETAIL***

	<b>Total Number of Documented Trade</b>	<b>Total Value of Documented Trade</b>	
Trade Debtors	<b>13</b>	<b>£38,709</b>	
<b>Company Name</b>	<b>Amount</b>	<b>Statement Date</b>	
O & E S Interiors Limited	£14,616	17/02/2010	
Ultimate Services Limited	£9,009	16/11/2011	
Flute Office Limited	£4,871	11/05/2018	
Blain & Forrester Limited	£3,789	07/04/2010	
M & S Office Interiors Ltd	£1,495	23/03/2011	
Burgess Office Equipment Limited	£913	18/05/2017	

**DISCLAIMER** : This Report is **PRIVATE & CONFIDENTIAL** and it is prepared at the request of and for its use by the Subscriber only. The Subscriber shall use the contents of the Report merely as an aid to its business. Mira Inform Private Limited ("MIPL") has collated information/data in the Report, which have not been verified unless otherwise specifically mentioned in the Report. The Subscriber shall independently verify the accuracy and correctness of the information/data before in any way acting upon the same. MIPL shall not be liable for any harm, injury, loss or damage caused to the Subscriber due to default by the Subscriber's debtors/beneficiaries in fulfilling their obligations of any nature whatsoever. This Report or any of its portion shall not be used as a documentary evidence or otherwise before any investigative agencies or forum of law. This Report is confidential and proprietary to MIPL. The Subscriber and/or any other person(s) may not reproduce, publish or disclose any of the contents of the Report to others without the express authorization of MIPL. This Report is prepared and issued to the Subscriber without any risk, responsibility or liability on the part of MIPL or its officials.

Wallington House Limited	£832	14/10/2014
D & G Educational Limited	£753	24/03/2016
Curtis Office Ltd	£733	30/03/2017
Topline Contract Furniture Limited	£704	05/04/2016
A B Distributors UK Limited	£358	02/12/2009
Contract Interiors UK Ltd	£335	14/01/2016
Curtis Office Furniture Ltd	£301	12/07/2013

## **PREVIOUS DIRECTOR/COMPANY SECRETARIES**

Name	Current Active Appointments	Previous Appointments	Dissolved Companies
Janet Ann Fieldwick	0	1	0
Peter Stanley Le Fleming Shepherd	0	2	1
Margaret Joan Le Fleming Shepherd	0	1	0
Raymond Leonard Codd	0	1	0
John Mario Richardson	0	1	0
<b>Total Persons With Significant Control</b>	1	<b>Total Statements</b>	1
<b>Active</b>	0	<b>Active</b>	1
<b>Ceased</b>	1	<b>Ceased</b>	0

## **ACTIVE PERSONS WITH SIGNIFICANT CONTROL**

No Active Persons With Significant Control To Display

## **CEASED PERSONS WITH SIGNIFICANT CONTROL**

<b>Name</b>	Mr Peter Stanley Le Fleming Shepherd	<b>Kind</b>	Individual Person With Significant Control
<b>Address</b>	Range Rd, Hythe, Kent	<b>Country Of Residence</b>	England
<b>Post Code</b>	CT21 6HG	<b>Nationality</b>	British
<b>Date of Birth</b>	10/1922	<b>Notified On</b>	06/04/2016
<b>Nature Of Control</b>	Ownership of shares - between 50% and 75%	<b>Ceased On</b>	21/04/2018

**DISCLAIMER** : This Report is **PRIVATE & CONFIDENTIAL** and it is prepared at the request of and for its use by the Subscriber only. The Subscriber shall use the contents of the Report merely as an aid to its business. Mira Inform Private Limited ("MIPL") has collated information/data in the Report, which have not been verified unless otherwise specifically mentioned in the Report. The Subscriber shall independently verify the accuracy and correctness of the information/data before in any way acting upon the same. MIPL shall not be liable for any harm, injury, loss or damage caused to the Subscriber due to default by the Subscriber's debtors/beneficiaries in fulfilling their obligations of any nature whatsoever. This Report or any of its portion shall not be used as a documentary evidence or otherwise before any investigative agencies or forum of law. This Report is confidential and proprietary to MIPL. The Subscriber and/or any other person(s) may not reproduce, publish or disclose any of the contents of the Report to others without the express authorization of MIPL. This Report is prepared and issued to the Subscriber without any risk, responsibility or liability on the part of MIPL or its officials.

## **ACTIVE STATEMENTS**

<b>Statement</b>	The company knows or has reasonable cause to believe that there is no registrable person or registrable relevant legal entity in relation to the company		
<b>Notified On</b>	11/09/2018		

## **CEASED STATEMENTS**

No Ceased Statements To Display

**FOREIGN EXCHANGE RATES**

Currency	Unit	Indian Rupee
US Dollar	1	INR 72.68
UK Pound	1	INR 95.59
Euro	1	INR 84.90
GBP	1	INR 95.18

**Note :** Above are approximate rates obtained from sources believed to be correct

**INFORMATION DETAILS**

<b>Analysis Done by :</b>	PRI
<b>Report Prepared by :</b>	KET

**DISCLAIMER :** This Report is **PRIVATE & CONFIDENTIAL** and it is prepared at the request of and for its use by the Subscriber only. The Subscriber shall use the contents of the Report merely as an aid to its business. Mira Inform Private Limited ("MIPL") has collated information/data in the Report, which have not been verified unless otherwise specifically mentioned in the Report. The Subscriber shall independently verify the accuracy and correctness of the information/data before in any way acting upon the same. MIPL shall not be liable for any harm, injury, loss or damage caused to the Subscriber due to default by the Subscriber's debtors/beneficiaries in fulfilling their obligations of any nature whatsoever. This Report or any of its portion shall not be used as a documentary evidence or otherwise before any investigative agencies or forum of law. This Report is confidential and proprietary to MIPL. The Subscriber and/or any other person(s) may not reproduce, publish or disclose any of the contents of the Report to others without the express authorization of MIPL. This Report is prepared and issued to the Subscriber without any risk, responsibility or liability on the part of MIPL or its officials.

**RATING EXPLANATIONS**

Credit Rating	Explanation	Rating Comments
A++	Minimum Risk	Business dealings permissible with minimum risk of default
A+	Low Risk	Business dealings permissible with low risk of default
A	Acceptable Risk	Business dealings permissible with moderate risk of default
B	Medium Risk	Business dealings permissible on a regular monitoring basis
C	Medium High Risk	Business dealings permissible preferably on secured basis
D	High Risk	Business dealing not recommended or on secured terms only
NB	New Business	No recommendation can be done due to business in infancy stage
NT	No Trace	No recommendation can be done as the business is not traceable

NB is stated where there is insufficient information to facilitate rating. However, it is not to be considered as unfavourable.

This score serves as a reference to assess SC's credit risk and to set the amount of credit to be extended. It is calculated from a composite of weighted scores obtained from each of the major sections of this report. The assessed factors are as follows:

- Financial condition covering various ratios
- Company background and operations size
- Promoters / Management background
- Payment record
- Litigation against the subject
- Industry scenario / competitor analysis
- Supplier / Customer / Banker review (wherever available)