

MIRA INFORM REPORT

Report No. :	530769
Report Date :	20.09.2018

IDENTIFICATION DETAILS

Name :	GTN ENGINEERING(INDIA) LIMITED (w.e.f. 02.01.2008)
Formerly Known As :	GTN EXPORTS LIMITED (w.e.f. 13.06.1988) JAITEX HOLDING LIMITED
Registered Office :	Plot No. 29, Nagarjuna Hills, Punjagutta, Hyderabad – 500082, Telangana
Tel. No.:	91-40-4340777
Country :	India
Financials (as on) :	31.03.2017
Date of Incorporation :	24.07.1981
CIN No.: [Company Identification No.]	U51909TG1981PLC041292
Capital Investment / Paid-up Capital :	INR 24.010 Million
IEC No.: [Import-Export Code No.]	0903003953
PAN No.: [Permanent Account No.]	AABCG2838G
GSTN : [Goods & Service Tax Registration No.]	36AABCG2838G1ZQ – Telangana 33AABCG2838G2ZV/33AABCG2838G1ZW - Tamilnadu 27AABCG2838G1ZP- Maharashtra
Legal Form :	A Closely Held Public Limited Liability Company
Line of Business :	Manufactured are Engine Parts, Landing Gear, Structural Parts, Helicopter Components, UAV Systems, Missile Parts and Systems etc., and also Textile business segment consist of Spinning, Fabric and Yarn Processing, Garments and knitting. [Registered Activity]
No. of Employees :	Information denied by the management

DISCLAIMER : This Report is **PRIVATE & CONFIDENTIAL** and it is prepared at the request of and for its use by the Subscriber only. The Subscriber shall use the contents of the Report merely as an aid to its business. Mira Inform Private Limited ("MIPL") has collated information/data in the Report, which have not been verified unless otherwise specifically mentioned in the Report. The Subscriber shall independently verify the accuracy and correctness of the information/data before in any way acting upon the same. MIPL shall not be liable for any harm, injury, loss or damage caused to the Subscriber due to default by the Subscriber's debtors/beneficiaries in fulfilling their obligations of any nature whatsoever. This Report or any of its portion shall not be used as a documentary evidence or otherwise before any investigative agencies or forum of law. This Report is confidential and proprietary to MIPL. The Subscriber and/or any other person(s) may not reproduce, publish or disclose any of the contents of the Report to others without the express authorization of MIPL. This Report is prepared and issued to the Subscriber without any risk, responsibility or liability on the part of MIPL or its officials.

RATING & COMMENTS

(Mira Inform has adopted New Rating mechanism w.e.f. 23rd January 2017)

MIRA's Rating : A+

Credit Rating	Explanation	Rating Comments
A+	Low Risk	Business dealings permissible with low risk of default

Maximum Credit Limit :	USD 8400000
Status :	Good
Payment Behaviour :	Regular
Litigation :	Clear
Comments :	<p>Subject was incorporated in the year 1981.</p> <p>For the financial year ended 2017, the company has achieved revenue growth of 7.00% as compared to the previous year along with an average profit margin of 2.73%.</p> <p>The sound financial risk profile of the company is marked by adequate net worth position along with negligible debt balance sheet profile.</p> <p>Rating takes into consideration established business track record, along with extensive expensive experience of promoters the company.</p> <p>Rating also takes into account the subjects healthy Earnings per Share of INR 1209.05 against the Face Value of INR 100.</p> <p>Payment seems to be regular and as per commitment.</p> <p>In view of the aforesaid, the company can be considered for business dealings at usual trade terms and conditions.</p>

NOTES :

Any query related to this report can be made on e-mail : infodept@mirainform.com while quoting report number, name and date.

ECGC Country Risk Classification List

Country Name	Previous Rating (31.12.2017)	Current Rating (01.04.2018)
India	A1	A1

Risk Category	ECGC Classification
---------------	---------------------

DISCLAIMER : This Report is **PRIVATE & CONFIDENTIAL** and it is prepared at the request of and for its use by the Subscriber only. The Subscriber shall use the contents of the Report merely as an aid to its business. Mira Inform Private Limited ("MIPL") has collated information/data in the Report, which have not been verified unless otherwise specifically mentioned in the Report. The Subscriber shall independently verify the accuracy and correctness of the information/data before in any way acting upon the same. MIPL shall not be liable for any harm, injury, loss or damage caused to the Subscriber due to default by the Subscriber's debtors/beneficiaries in fulfilling their obligations of any nature whatsoever. This Report or any of its portion shall not be used as a documentary evidence or otherwise before any investigative agencies or forum of law. This Report is confidential and proprietary to MIPL. The Subscriber and/or any other person(s) may not reproduce, publish or disclose any of the contents of the Report to others without the express authorization of MIPL. This Report is prepared and issued to the Subscriber without any risk, responsibility or liability on the part of MIPL or its officials.

Insignificant	A1
Low Risk	A2
Moderately Low Risk	B1
Moderate Risk	B2
Moderately High Risk	C1
High Risk	C2
Very High Risk	D

EXTERNAL AGENCY RATING

Rating Agency Name	ICRA
Rating	Long Term Bank Facilities = BBB+
Rating Explanation	Moderate degree of safety and moderate credit risk.
Date	28.06.2017

Rating Agency Name	ICRA
Rating	Short Term Bank Facilities = A2+
Rating Explanation	Strong degree of safety and low credit risk.
Date	28.06.2017

RBI DEFAULTERS' LIST STATUS

Subject's name is not enlisted as a defaulter in the publicly available RBI Defaulters' list.

EPF (Employee Provident Fund) DEFAULTERS' LIST STATUS

Subject's name is not enlisted as a defaulter in the publicly available EPF (Employee Provident Fund) Defaulters' list as of 31-03-2018.

BIFR (Board for Industrial & Financial Reconstruction) LISTING STATUS

Subject's name is not listed as a Sick Unit in the publicly available BIFR (Board for Industrial & Financial Reconstruction) list as of 20.09.2018

IBBI (Insolvency and Bankruptcy Board of India) LISTING STATUS

Subject's name is not listed in the publicly available IBBI (Insolvency and Bankruptcy Board of India) list as of report date.

INFORMATION DENIED

Management Non-Cooperative (91-9701110030/91-40-43407777)

DISCLAIMER : This Report is **PRIVATE & CONFIDENTIAL** and it is prepared at the request of and for its use by the Subscriber only. The Subscriber shall use the contents of the Report merely as an aid to its business. Mira Inform Private Limited ("MIPL") has collated information/data in the Report, which have not been verified unless otherwise specifically mentioned in the Report. The Subscriber shall independently verify the accuracy and correctness of the information/data before in any way acting upon the same. MIPL shall not be liable for any harm, injury, loss or damage caused to the Subscriber due to default by the Subscriber's debtors/beneficiaries in fulfilling their obligations of any nature whatsoever. This Report or any of its portion shall not be used as a documentary evidence or otherwise before any investigative agencies or forum of law. This Report is confidential and proprietary to MIPL. The Subscriber and/or any other person(s) may not reproduce, publish or disclose any of the contents of the Report to others without the express authorization of MIPL. This Report is prepared and issued to the Subscriber without any risk, responsibility or liability on the part of MIPL or its officials.

91-9392870003/91-8455-247000 – Continuously ringing

91-9052371198 – Switch off

LOCATIONS

Registered/ Office :	Corporate	Plot No. 29, Nagarjuna Hills, Punjagutta, Hyderabad – 500082, Telangana, India
Tel. No.:		91-40-43407777
Fax No.:		91-40-23358387
E-Mail :		sharedept@gtnindustries.com
Website :		www.gtnindustries.com www.gtnengg.net
Factory 1:		Plot No. 5 and 6, TDA, Phase-I, Patancheru, Medaic -502319, Telangana, India
Factory (Engineering Unit) 2:		2/439, K.S.N. Puram, Semmipalayam, Trichy Road, Palladam Taluk, Coimbatore – 641662, Tamilnadu, India.
Tel. No.:		91-4255-278009/278110
Fax No.:		91-4255-278008
E-Mail :		gtnengg@md3.vsnl.net.in

DIRECTORS

AS ON 31.03.2018

Name :	Mr. Mahendra Kumar Patodia		
Designation :	Director		
Address :	Plot No.145, Road No. 3, Banjara Hills, Hyderabad – 500034, Telangana, India		
Date of Birth/Age :	25.08.1951		
Qualification:	FCA		
Date of Appointment :	03.10.2017		
DIN No.:	00004752		
PAN No.:	AFKPP4069B		
Other Directorship:			
CIN/FCRN	Company Name	Begin Date	End Date
U17300TG1994PLC018701	PERFECT KNITTERS LIMITED	18/05/2002	-
U51494TG2003PLC040460	COTSTYLE APPARELS LIMITED	07/02/2003	-
U17291TG2003PLC040852	MODESTY TEXTILES LIMITED	21/04/2003	-
U17116TG2003PLC041256	PERFECT SPINNERS LIMITED	30/06/2003	-
L18101TG1962PLC054323	GTN INDUSTRIES LIMITED	01/12/2004	-
U67120WB1979PTC031876	MEGHA INVESTMENTS PVT LTD	25/04/1987	-
U65999WB1990PTC048387	FORWARD FINANCE PVT LTD	14/02/1990	-

DISCLAIMER : This Report is **PRIVATE & CONFIDENTIAL** and it is prepared at the request of and for its use by the Subscriber only. The Subscriber shall use the contents of the Report merely as an aid to its business. Mira Inform Private Limited ("MIPL") has collated information/data in the Report, which have not been verified unless otherwise specifically mentioned in the Report. The Subscriber shall independently verify the accuracy and correctness of the information/data before in any way acting upon the same. MIPL shall not be liable for any harm, injury, loss or damage caused to the Subscriber due to default by the Subscriber's debtors/beneficiaries in fulfilling their obligations of any nature whatsoever. This Report or any of its portion shall not be used as a documentary evidence or otherwise before any investigative agencies or forum of law. This Report is confidential and proprietary to MIPL. The Subscriber and/or any other person(s) may not reproduce, publish or disclose any of the contents of the Report to others without the express authorization of MIPL. This Report is prepared and issued to the Subscriber without any risk, responsibility or liability on the part of MIPL or its officials.

U65999WB1990PTC048410	EMKAYPEE INVESTMENTS PVT. LTD.	16/02/1990	-
U67190WB1990PTC048536	M B CREDIT PVT LTD	27/01/2003	-
Name :	Mr. Vikram Ravindra Mamidipudi		
Designation :	Director		
Address :	Plot No. 16, card Master Road, Tarbund, Secunderabad – 50009, Telangana, India		
Date of Birth/Age :	18.05.1956		
Qualification:	FCA		
Date of Appointment :	04.07.2014		
DIN No.:	00008241		
Other Directorship:			
CIN/FCRN	Company Name	Begin Date	End Date
U31401TG2010PLC069777	SHIRDI SAI ELECTRICALS LIMITED	18/06/2018	-
U72200KA2012PTC065545	LITTLE EYE SOFTWARE LABS PRIVATE LIMITED	30/09/2015	-
U80901TG2012NPL083292	LIFE SKILLS AND LIVELIHOOD SKILLS - INTERNATIONAL	22/04/2013	-
U24232TG2013PLC085349	EVERTOGEN LIFE SCIENCES LIMITED	27/03/2015	-
U67190KA2017PTC099319	ANA ARC PRIVATE LIMITED	26/09/2017	-
U72900TG2010FTC068332	FACEBOOK INDIA ONLINE SERVICES PRIVATE LIMITED	30/09/2015	-
U80302TG2002NPL039397	INSTITUTE OF INSURANCE AND RISK MANAGEMENT	17/07/2009	-
U93090TN1962PTC004947	CHETTINAD CEMENT CORPORATION PRIVATE LIMITED	27/08/2014	-
L65191RJ1943PLC000135	THE BANK OF RAJASTHAN LIMITED	14/12/2009	-
U74140TG1992PTC014155	M.ANANDAM CONSULTANCY SERVICES PRIVATE LIMITED	30/04/1992	-
U51398TG1987PTC007885	NORMAK FASHIONS PRIVATE LIMITED	18/11/1988	-
L18101TG1962PLC054323	GTN INDUSTRIES LIMITED	17/12/2005	-
L85110KA1992PLC013421	ASM TECHNOLOGIES LIMITED	30/06/1998	-
U24239TG2005PLC047102	AHLADA ENGINEERS LIMITED	09/05/2018	-
U80101TG1995PTC022594	TRIUMPHANT INSTITUTE OF MANAGEMENT EDUCATION PRIVATE LTD.	22/07/2009	-
U65922DL1996PLC249927	VENTURE FINANCE & DEVELOPMENT CORPORATION LIMITED.	28/09/2012	-
U24110TG1995PTC022303	GLOCHEM INDUSTRIES PRIVATE LIMITED	24/03/1999	-
Name :	Mr. Chanderraj Gang		
Designation :	Director		
Address :	406, Lumbini Rockdale Emerald, Block, Somajbuda, Hyderabad – 500082, Telangana, India		
Date of Birth/Age :	15.07.1952		
Qualification:	FCA		
Date of Appointment :	10.12.2008		
DIN No.:	00008288		

Name :	Mr. George Joseph Chempakathinal		
Designation :	Director		
Address :	301, Swathi Apartments, H No. 7-1-45/1 Ameer pet, Hyderabad – 500016, Telangana, India		
Date of Birth/Age :	02.02.1950		
Qualification:	B Tech		
Date of Appointment :	13.11.2015		
DIN No.:	00309739		
PAN No.:	AFRPP0107M		
Other Directorship:			
	CIN/FCRN	Company Name	Begin Date
	U17300TG1994PLC018701	PERFECT KNITTERS LIMITED	30/10/1995
	U18101TG2000PLC034077	IMPERIAL GARMENTS LIMITED	31/08/2009
	L18101TG1962PLC054323	GTN INDUSTRIES LIMITED	06/11/2015
Name :	Mrs. Madhavi Konda		
Designation :	Director		
Address :	Flat No.403, Aakruti Aditya Towers, 36 Naushir, Bharucha Marg, Raatuwala Grant Road West, Mumbai – 400007, Maharashtra, India		
Date of Birth/Age :	14.06.1970		
Qualification:	CA		
Date of Appointment :	04.07.2014		
DIN No.:	06944280		

MAJOR SHAREHOLDERS

AS ON 31.03.2017

Names of Equity Shareholders	No. of Shares
Anjana Patodia	36900
Mahendra Kumar Patodia	74202
Mahendra Kumar Patodia (HUF)	6843

Names of Preference Shareholders	No. of Shares
Jel Finance and Investments Limited	120000
Total	120000

AS ON 14.05.2018

Names of Allottees	No. of Shares
Emkaypee Investments Private Limited	1182

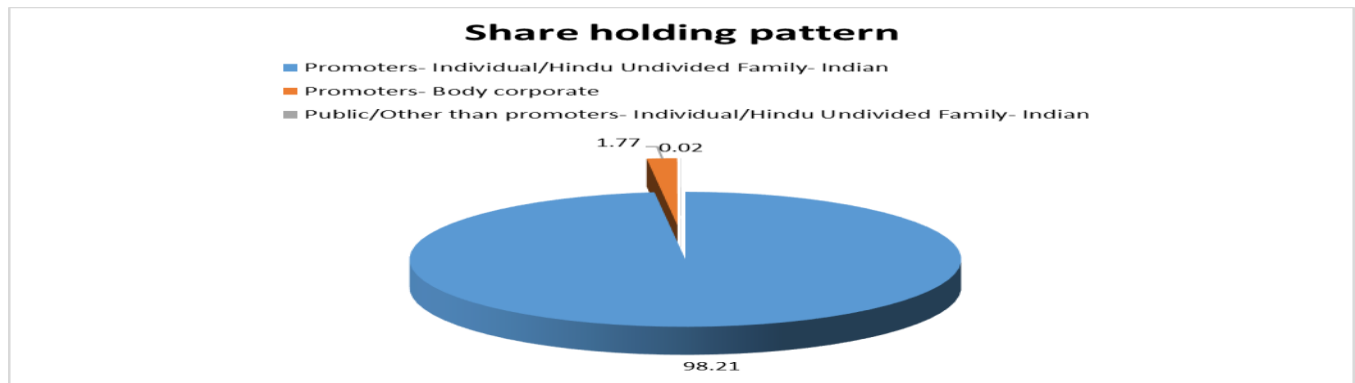
DISCLAIMER : This Report is **PRIVATE & CONFIDENTIAL** and it is prepared at the request of and for its use by the Subscriber only. The Subscriber shall use the contents of the Report merely as an aid to its business. Mira Inform Private Limited ("MIPL") has collated information/data in the Report, which have not been verified unless otherwise specifically mentioned in the Report. The Subscriber shall independently verify the accuracy and correctness of the information/data before in any way acting upon the same. MIPL shall not be liable for any harm, injury, loss or damage caused to the Subscriber due to default by the Subscriber's debtors/beneficiaries in fulfilling their obligations of any nature whatsoever. This Report or any of its portion shall not be used as a documentary evidence or otherwise before any investigative agencies or forum of law. This Report is confidential and proprietary to MIPL. The Subscriber and/or any other person(s) may not reproduce, publish or disclose any of the contents of the Report to others without the express authorization of MIPL. This Report is prepared and issued to the Subscriber without any risk, responsibility or liability on the part of MIPL or its officials.

Megah Investments Private Limited		269
Jel Finance And Investments Limited		1236
Total		2687

Equity Share Break up (Percentage of Total Equity)

AS ON 29.09.2017

Category	Percentage
Promoters- Individual/Hindu Undivided Family- Indian	98.21
Promoters- Body corporate	1.77
Public/Other than promoters- Individual/Hindu Undivided Family- Indian	0.02
Total	100.00



DISCLAIMER : This Report is **PRIVATE & CONFIDENTIAL** and it is prepared at the request of and for its use by the Subscriber only. The Subscriber shall use the contents of the Report merely as an aid to its business. Mira Inform Private Limited ("MIPL") has collated information/data in the Report, which have not been verified unless otherwise specifically mentioned in the Report. The Subscriber shall independently verify the accuracy and correctness of the information/data before in any way acting upon the same. MIPL shall not be liable for any harm, injury, loss or damage caused to the Subscriber due to default by the Subscriber's debtors/beneficiaries in fulfilling their obligations of any nature whatsoever. This Report or any of its portion shall not be used as a documentary evidence or otherwise before any investigative agencies or forum of law. This Report is confidential and proprietary to MIPL. The Subscriber and/or any other person(s) may not reproduce, publish or disclose any of the contents of the Report to others without the express authorization of MIPL. This Report is prepared and issued to the Subscriber without any risk, responsibility or liability on the part of MIPL or its officials.

BUSINESS DETAILS

Line of Business :	Manufactured are Engine Parts, Landing Gear, Structural Parts, Helicopter Components, UAV Systems, Missile Parts and Systems etc., and also Textile business segment consist of Spinning, Fabric and Yarn Processing, Garments and knitting. [Registered Activity]		
Products / Services :	Name and Description of main products / services	NIC Code	of the Product/service
	Engineering (Other Machinery)	8481	
	Textile	5205-5207	
Brand Names :	Not Available		
Agencies Held :	Not Available		
Exports :	Not Divulged		
Imports :	Not Divulged		
Terms :	Not Divulged		

PRODUCTION STATUS – (NOT AVAILABLE)

GENERAL INFORMATION

Suppliers :	Reference :	Not Divulged
	Name of the Person :	--
	Contact No.:	--
	Since How Long Known :	--
	Maximum Limit Dealt :	--
	Experience :	--
	Remark:	--
Customers :	Reference :	Not Divulged
	Name of the Person :	--
	Contact No.:	--
	Since How Long Known :	--
	Maximum Limit Dealt :	--
	Experience :	--
	Remark:	--
No. of Employees :	Information denied by the management	
Bankers :	Banker Name :	Export-Import Bank of India
	Branch :	Floor 21, Centre One Building, World Trade

DISCLAIMER : This Report is **PRIVATE & CONFIDENTIAL** and it is prepared at the request of and for its use by the Subscriber only. The Subscriber shall use the contents of the Report merely as an aid to its business. Mira Inform Private Limited ("MIPL") has collated information/data in the Report, which have not been verified unless otherwise specifically mentioned in the Report. The Subscriber shall independently verify the accuracy and correctness of the information/data before in any way acting upon the same. MIPL shall not be liable for any harm, injury, loss or damage caused to the Subscriber due to default by the Subscriber's debtors/beneficiaries in fulfilling their obligations of any nature whatsoever. This Report or any of its portion shall not be used as a documentary evidence or otherwise before any investigative agencies or forum of law. This Report is confidential and proprietary to MIPL. The Subscriber and/or any other person(s) may not reproduce, publish or disclose any of the contents of the Report to others without the express authorization of MIPL. This Report is prepared and issued to the Subscriber without any risk, responsibility or liability on the part of MIPL or its officials.

	Center, Cuffe Parade, Mumbai - 400005, Maharashtra, India
Person Name (With Designation) :	--
Contact Number :	--
Name of Account Holder :	--
Account Number :	--
Account Since (Date/Year of Account Opening) :	--
Average Balance Maintained :	--
Credit Facilities Enjoyed (CC/OD/Term Loan) :	--
Account Operation :	--
Remark :	--
	<ul style="list-style-type: none"> IDBI Bank Limited, Speclaized Corporate Branch, Corporate banking Grou5-9-89/1&2, Chapal Road, Hyderabad - 500001, Telangana, India Kotak Mahindra Bank Limited, 27BKC, C 27, G Block, Bandra Kurla Complex, Bandra (East), Mumbai - 400051, Maharashtra, India

Facilities :	(INR In Million)		
	SECURED LOAN	As on 31.03.2017	As on 31.03.2016
	LONG TERM BORROWING		
	Loans repayable on demand from banks	542.583	704.504
	SHORT TERM BORROWING		
	Working capital loans from banks	1268.364	915.0400
	Total	1810.947	1619.544

Auditors :	
Name :	Lodha and Company Chartered Accountants
Address :	No 6, Karim Chambers, 40 Ambalal Doshi Marg, Fort, Mumbai-400001, Maharashtra, India
PAN N Income-tax PAN of auditor or auditor's firm :	AABFL1894Q
Memberships :	Not Available
Collaborators :	Not Available
Parties where control exists - Subsidiary Company:	<ul style="list-style-type: none"> Modesty Textiles Limited, India [U17291TG2003PLC040852]
Associates:	<ul style="list-style-type: none"> GTN Industries Limited, India [L18101TG1962PLC054323] JEL Finance and Investment Limited, India [U65993TG1996PLC025483] Purav Trading Limited, India [U01119MH1993PLC074630]

	<ul style="list-style-type: none"> • Perfect Cotton Co. • Standard Cotton Corporation • Patcot
--	---

CAPITAL STRUCTURE

AFTER 29.09.2017

Authorised Capital : INR 40.000 Million

Issued, Subscribed & Paid-up Capital : INR 24.279 Million

AS ON 29.09.2017

Authorised Capital :

No. of Shares	Type	Value	Amount
199750	Equity Shares	INR 100/- each	INR 19.975 Million
200250	Preference Shares	INR 100/- each	INR 20.025 Million
			INR 40.000 Million

Issued, Subscribed & Paid-up Capital :

No. of Shares	Type	Value	Amount
120099	Equity Shares	INR 100/- each	INR 12.010 Million
100000	Preference Shares	INR 100/- each	INR 10.000 Million
			INR 22.010 Million

AS ON 31.03.2017

Authorised Capital :

No. of Shares	Type	Value	Amount
199750	Equity Shares	INR 100/- each	INR 19.975 Million
200250	Preference Shares	INR 100/- each	INR 20.025 Million
			INR 40.000 Million

Issued, Subscribed & Paid-up Capital :

No. of Shares	Type	Value	Amount
120099	Equity Shares	INR 100/- each	INR 12.010 Million
120000	Preference Shares	INR 100/- each	INR 12.000 Million
			INR 24.010 Million

DISCLAIMER : This Report is **PRIVATE & CONFIDENTIAL** and it is prepared at the request of and for its use by the Subscriber only. The Subscriber shall use the contents of the Report merely as an aid to its business. Mira Inform Private Limited ("MIPL") has collated information/data in the Report, which have not been verified unless otherwise specifically mentioned in the Report. The Subscriber shall independently verify the accuracy and correctness of the information/data before in any way acting upon the same. MIPL shall not be liable for any harm, injury, loss or damage caused to the Subscriber due to default by the Subscriber's debtors/beneficiaries in fulfilling their obligations of any nature whatsoever. This Report or any of its portion shall not be used as a documentary evidence or otherwise before any investigative agencies or forum of law. This Report is confidential and proprietary to MIPL. The Subscriber and/or any other person(s) may not reproduce, publish or disclose any of the contents of the Report to others without the express authorization of MIPL. This Report is prepared and issued to the Subscriber without any risk, responsibility or liability on the part of MIPL or its officials.

FINANCIAL DATA
[all figures are INR Million]

ABRIDGED BALANCE SHEET (STANDALONE)

SOURCES OF FUNDS	31.03.2017	31.03.2016	31.03.2015
I. EQUITY AND LIABILITIES			
(1) Shareholders' Funds			
(a) Share Capital	24.010	22.010	29.510
(b) Reserves and Surplus	2922.141	2776.936	2735.451
(c) Money received against share warrants	0.000	0.000	0.000
(2) Share Application money pending allotment	0.000	0.000	0.000
Total Shareholders' Funds (1) + (2)	2946.151	2798.946	2764.961
(3) Non-Current Liabilities			
(a) long-term borrowings	603.889	773.912	805.772
(b) Deferred tax liabilities (Net)	229.328	195.089	168.289
(c) Other long-term liabilities	0.000	1.842	2.648
(d) long-term provisions	0.000	0.000	0.000
Total Non-current Liabilities (3)	833.217	970.843	976.709
(4) Current Liabilities			
(a) Short-term borrowings	1268.364	915.040	1114.171
(b) Trade payables	660.257	362.519	477.720
(c) Other current liabilities	299.194	229.279	199.727
(d) Short-term provisions	49.270	44.642	74.280
Total Current Liabilities (4)	2277.085	1551.480	1865.898
TOTAL	6056.453	5321.269	5607.568
II. ASSETS			
(1) Non-current assets			
(a) Fixed Assets			
(i) Tangible assets	1941.777	1826.906	1684.024
(ii) Intangible Assets	4.633	4.912	3.338
(iii) Tangible assets capital work-in-progress	2.240	75.682	4.641
(iv) Intangible assets under development	0.000	0.000	0.000
(b) Non-current Investments	413.113	364.318	253.901
(c) Deferred tax assets (net)	0.000	0.000	0.000
(d) Long-term loans and advances	47.397	49.175	44.917

DISCLAIMER : This Report is **PRIVATE & CONFIDENTIAL** and it is prepared at the request of and for its use by the Subscriber only. The Subscriber shall use the contents of the Report merely as an aid to its business. Mira Inform Private Limited ("MIPL") has collated information/data in the Report, which have not been verified unless otherwise specifically mentioned in the Report. The Subscriber shall independently verify the accuracy and correctness of the information/data before in any way acting upon the same. MIPL shall not be liable for any harm, injury, loss or damage caused to the Subscriber due to default by the Subscriber's debtors/beneficiaries in fulfilling their obligations of any nature whatsoever. This Report or any of its portion shall not be used as a documentary evidence or otherwise before any investigative agencies or forum of law. This Report is confidential and proprietary to MIPL. The Subscriber and/or any other person(s) may not reproduce, publish or disclose any of the contents of the Report to others without the express authorization of MIPL. This Report is prepared and issued to the Subscriber without any risk, responsibility or liability on the part of MIPL or its officials.

(e) Other Non-current assets	362.686	203.792	274.609
Total Non-Current Assets	2771.846	2524.785	2265.430
(2) Current assets			
(a) Current investments	0.000	0.000	0.000
(b) Inventories	869.512	674.943	828.683
(c) Trade receivables	1070.454	554.967	938.358
(d) Cash and bank balances	869.676	1162.023	1207.807
(e) Short-term loans and advances	65.297	82.935	39.602
(f) Other current assets	409.668	321.616	327.688
Total Current Assets	3284.607	2796.484	3342.138
TOTAL	6056.453	5321.269	5607.568

PROFIT & LOSS ACCOUNT (STANDALONE)

	PARTICULARS	31.03.2017	31.03.2016	31.03.2015
	SALES			
	Income	5341.985	4992.410	6109.617
	Other Income	166.603	138.433	124.857
	TOTAL	5508.588	5130.843	6234.474
Less	EXPENSES			
	Cost of Materials Consumed	2630.731	2008.631	2689.318
	Purchases of Stock-in-Trade	408.496	872.700	291.325
	Changes in inventories of finished goods, work-in-progress and Stock-in-Trade	(100.103)	56.406	91.982
	Employee benefit expense	669.059	582.464	536.013
	Other expenses	1346.155	1174.954	1389.400
	TOTAL	4954.338	4695.155	5019.260
	PROFIT/ (LOSS) BEFORE INTEREST, TAX, DEPRECIATION AND AMORTISATION	554.250	435.688	1215.214
Less	FINANCIAL EXPENSES	185.801	175.476	168.930
	PROFIT / (LOSS) BEFORE TAX, DEPRECIATION AND AMORTISATION	368.449	260.212	1046.284
Less/ Add	DEPRECIATION/ AMORTISATION	164.166	156.400	140.436
	PROFIT/ (LOSS) BEFORE TAX	204.283	103.812	905.848
Less	TAX	58.598	45.846	318.392

DISCLAIMER : This Report is **PRIVATE & CONFIDENTIAL** and it is prepared at the request of and for its use by the Subscriber only. The Subscriber shall use the contents of the Report merely as an aid to its business. Mira Inform Private Limited ("MIPL") has collated information/data in the Report, which have not been verified unless otherwise specifically mentioned in the Report. The Subscriber shall independently verify the accuracy and correctness of the information/data before in any way acting upon the same. MIPL shall not be liable for any harm, injury, loss or damage caused to the Subscriber due to default by the Subscriber's debtors/beneficiaries in fulfilling their obligations of any nature whatsoever. This Report or any of its portion shall not be used as a documentary evidence or otherwise before any investigative agencies or forum of law. This Report is confidential and proprietary to MIPL. The Subscriber and/or any other person(s) may not reproduce, publish or disclose any of the contents of the Report to others without the express authorization of MIPL. This Report is prepared and issued to the Subscriber without any risk, responsibility or liability on the part of MIPL or its officials.

	PROFIT/ (LOSS) AFTER TAX	145.685	57.966	587.456
	EARNINGS IN FOREIGN CURRENCY			
	F.O.B. Value of Exports	3227.413	3069.661	4274.469
	TOTAL EARNINGS	3227.413	3069.661	4274.469
	IMPORTS			
	Raw Materials and Stores & Spares	723.516	217.108	1011.392
	Capital Goods	141.533	228.536	70.654
	TOTAL IMPORTS	865.049	445.644	1082.046
	Earnings / (Loss) Per Share (INR)	1209.05	468.34	4872.20

CURRENT MATURITIES OF LONG TERM DEBT DETAILS

Particulars	31.03.2017	31.03.2016	31.03.2015
Current Maturities of Long term debt	235.812	155.929	133.459
Cash generated from operations	NA	NA	NA
Net cash flows from (used in) operations	259.525	917.508	289.871
Net cash flows from (used in) operating activities	306.050	914.947	31.929

KEY RATIOS

EFFICIENCY RATIOS

PARTICULARS	31.03.2017	31.03.2016	31.03.2015
Average Collection Days (Sundry Debtors / Income * 365 Days)	73.14	40.57	56.06
Account Receivables Turnover (Income / Sundry Debtors)	4.99	9.00	6.51
Average Payment Days (Sundry Creditors / Purchases * 365 Days)	79.29	45.92	58.50
Inventory Turnover (Operating Income / Inventories)	0.64	0.65	1.47
Asset Turnover (Operating Income / Net Fixed Assets)	0.28	0.23	0.72

DISCLAIMER : This Report is **PRIVATE & CONFIDENTIAL** and it is prepared at the request of and for its use by the Subscriber only. The Subscriber shall use the contents of the Report merely as an aid to its business. Mira Inform Private Limited ("MIPL") has collated information/data in the Report, which have not been verified unless otherwise specifically mentioned in the Report. The Subscriber shall independently verify the accuracy and correctness of the information/data before in any way acting upon the same. MIPL shall not be liable for any harm, injury, loss or damage caused to the Subscriber due to default by the Subscriber's debtors/beneficiaries in fulfilling their obligations of any nature whatsoever. This Report or any of its portion shall not be used as a documentary evidence or otherwise before any investigative agencies or forum of law. This Report is confidential and proprietary to MIPL. The Subscriber and/or any other person(s) may not reproduce, publish or disclose any of the contents of the Report to others without the express authorization of MIPL. This Report is prepared and issued to the Subscriber without any risk, responsibility or liability on the part of MIPL or its officials.

LEVERAGE RATIOS

PARTICULARS	31.03.2017	31.03.2016	31.03.2015
Debt Ratio <i>((Borrowing + Current Liabilities) / Total Assets)</i>	0.51	0.47	0.50
Debt Equity Ratio <i>(Total Liability / Networth)</i>	0.72	0.66	0.74
Current Liabilities to Networth <i>(Current Liabilities / Net Worth)</i>	0.77	0.55	0.67
Fixed Assets to Networth <i>(Net Fixed Assets / Networth)</i>	0.66	0.68	0.61
Interest Coverage Ratio <i>(PBIT / Financial Charges)</i>	2.98	2.48	7.19

PROFITABILITY RATIOS

PARTICULARS		31.03.2017	31.03.2016	31.03.2015
Net Profit Margin <i>((PAT / Sales) * 100)</i>	%	2.73	1.16	9.62
Return on Total Assets <i>((PAT / Total Assets) * 100)</i>	%	2.41	1.09	10.48
Return on Investment (ROI) <i>((PAT / Networth) * 100)</i>	%	4.94	2.07	21.25

SOLVENCY RATIOS

PARTICULARS	31.03.2017	31.03.2016	31.03.2015
Current Ratio <i>(Current Assets / Current Liabilities)</i>	1.44	1.80	1.79
Quick Ratio <i>((Current Assets – Inventories) / Current Liabilities)</i>	1.06	1.37	1.35
G-Score Ratio Financial <i>(Networth / Total Assets)</i>	0.49	0.53	0.49
G-Score Ratio Debt <i>(Debts / Equity Capital)</i>	87.80	83.82	69.58
G-Score Ratio Liquidity <i>(Total Current Assets / Total Current Liabilities)</i>	1.44	1.80	1.79

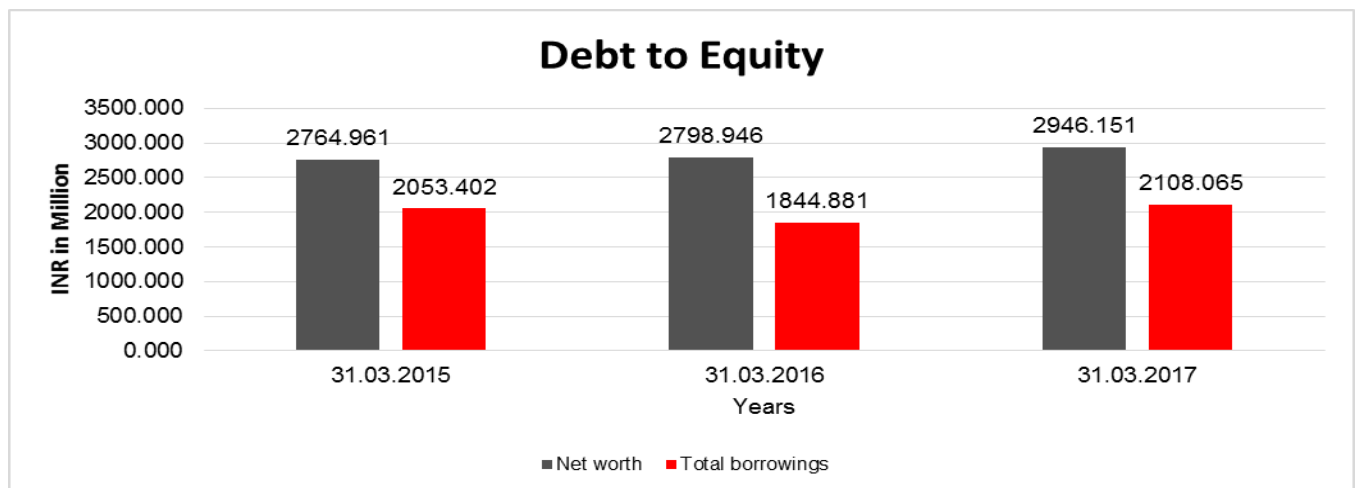
Total Liability = Short-term Debt + Long-term Debt + Current Maturities of Long-term debts

DISCLAIMER : This Report is **PRIVATE & CONFIDENTIAL** and it is prepared at the request of and for its use by the Subscriber only. The Subscriber shall use the contents of the Report merely as an aid to its business. Mira Inform Private Limited ("MIPL") has collated information/data in the Report, which have not been verified unless otherwise specifically mentioned in the Report. The Subscriber shall independently verify the accuracy and correctness of the information/data before in any way acting upon the same. MIPL shall not be liable for any harm, injury, loss or damage caused to the Subscriber due to default by the Subscriber's debtors/beneficiaries in fulfilling their obligations of any nature whatsoever. This Report or any of its portion shall not be used as a documentary evidence or otherwise before any investigative agencies or forum of law. This Report is confidential and proprietary to MIPL. The Subscriber and/or any other person(s) may not reproduce, publish or disclose any of the contents of the Report to others without the express authorization of MIPL. This Report is prepared and issued to the Subscriber without any risk, responsibility or liability on the part of MIPL or its officials.

FINANCIAL ANALYSIS
[all figures are INR Million]

DEBT EQUITY RATIO

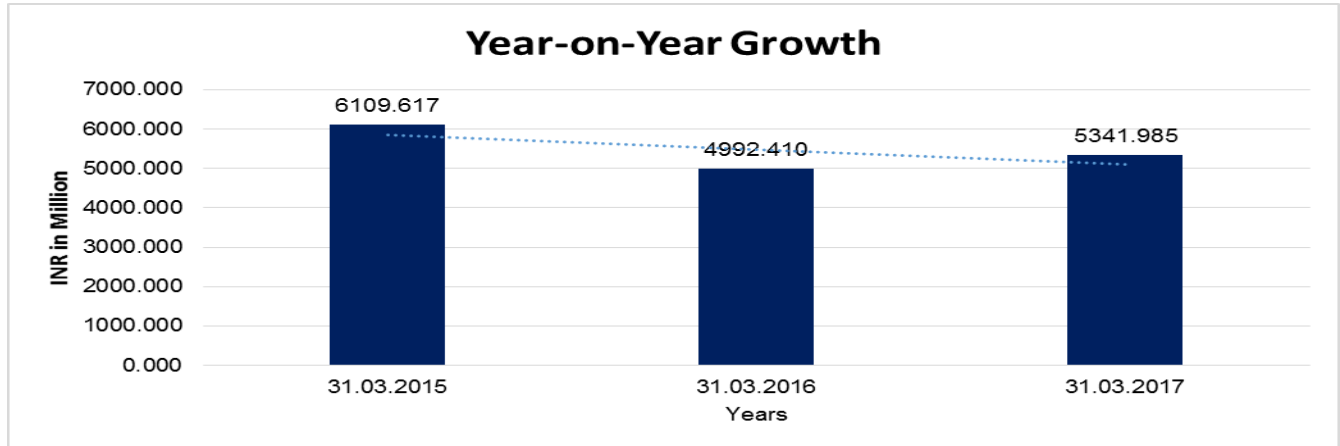
Particular	31.03.2015 (INR In Million)	31.03.2016 (INR In Million)	31.03.2017 (INR In Million)
Share Capital	29.510	22.010	24.010
Reserves & Surplus	2735.451	2776.936	2922.141
Money received against share warrants	0.000	0.000	0.000
Share Application money pending allotment	0.000	0.000	0.000
Net worth	2764.961	2798.946	2946.151
Long-term borrowings	805.772	773.912	603.889
Short term borrowings	1114.171	915.040	1268.364
Current maturities of long-term debts	133.459	155.929	235.812
Total borrowings	2053.402	1844.881	2108.065
Debt/Equity ratio	0.743	0.659	0.716



YEAR-ON-YEAR GROWTH

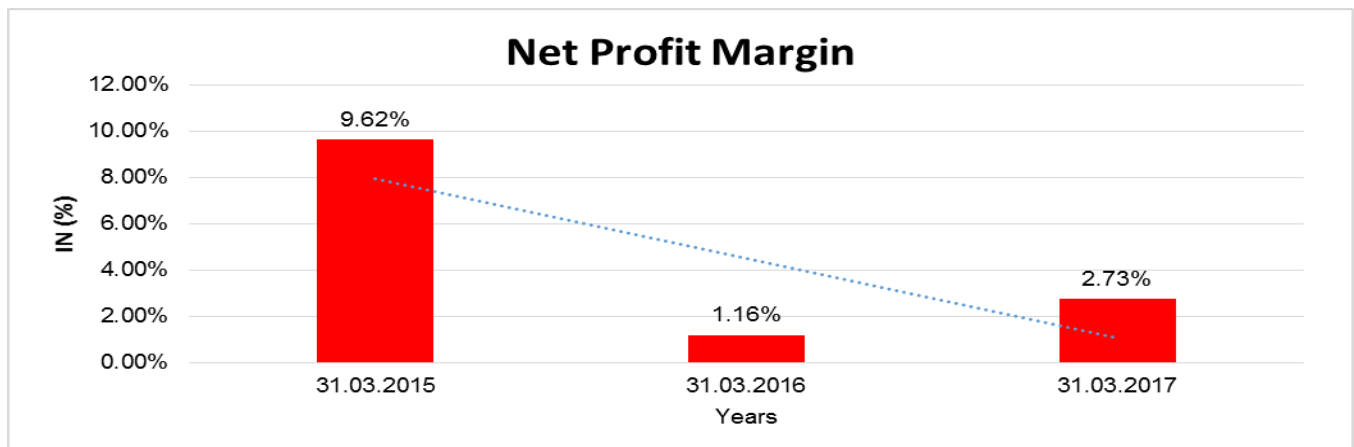
Year on Year Growth	31.03.2015 (INR In Million)	31.03.2016 (INR In Million)	31.03.2017 (INR In Million)
Sales	6109.617	4992.410	5341.985
		(18.286)	7.002

DISCLAIMER : This Report is **PRIVATE & CONFIDENTIAL** and it is prepared at the request of and for its use by the Subscriber only. The Subscriber shall use the contents of the Report merely as an aid to its business. Mira Inform Private Limited ("MIPL") has collated information/data in the Report, which have not been verified unless otherwise specifically mentioned in the Report. The Subscriber shall independently verify the accuracy and correctness of the information/data before in any way acting upon the same. MIPL shall not be liable for any harm, injury, loss or damage caused to the Subscriber due to default by the Subscriber's debtors/beneficiaries in fulfilling their obligations of any nature whatsoever. This Report or any of its portion shall not be used as a documentary evidence or otherwise before any investigative agencies or forum of law. This Report is confidential and proprietary to MIPL. The Subscriber and/or any other person(s) may not reproduce, publish or disclose any of the contents of the Report to others without the express authorization of MIPL. This Report is prepared and issued to the Subscriber without any risk, responsibility or liability on the part of MIPL or its officials.



NET PROFIT MARGIN

Net Profit Margin	31.03.2015	31.03.2016	31.03.2017
	(INR In Million)	(INR In Million)	(INR In Million)
Sales	6109.617	4992.410	5341.985
Profit/ (Loss)	587.456	57.966	145.685
	9.62 %	1.16 %	2.73 %



ABRIDGED BALANCE SHEET (CONSOLIDATED)

SOURCES OF FUNDS	31.03.2017	31.03.2016
I. EQUITY AND LIABILITIES		
(1) Shareholders' Funds		
(a) Share Capital	24.010	22.010

DISCLAIMER : This Report is **PRIVATE & CONFIDENTIAL** and it is prepared at the request of and for its use by the Subscriber only. The Subscriber shall use the contents of the Report merely as an aid to its business. Mira Inform Private Limited ("MIPL") has collated information/data in the Report, which have not been verified unless otherwise specifically mentioned in the Report. The Subscriber shall independently verify the accuracy and correctness of the information/data before in any way acting upon the same. MIPL shall not be liable for any harm, injury, loss or damage caused to the Subscriber due to default by the Subscriber's debtors/beneficiaries in fulfilling their obligations of any nature whatsoever. This Report or any of its portion shall not be used as a documentary evidence or otherwise before any investigative agencies or forum of law. This Report is confidential and proprietary to MIPL. The Subscriber and/or any other person(s) may not reproduce, publish or disclose any of the contents of the Report to others without the express authorization of MIPL. This Report is prepared and issued to the Subscriber without any risk, responsibility or liability on the part of MIPL or its officials.

(b) Reserves and Surplus		2915.561	2775.635
(c) Money received against share warrants		0.000	0.000
(d) Minority interest		0.000	0.000
(2) Share Application money pending allotment		0.000	0.000
Total Shareholders' Funds (1) + (2)		2939.571	2797.645
(3) Non-Current Liabilities			
(a) long-term borrowings		603.889	773.912
(b) Deferred tax liabilities (Net)		229.328	195.089
(c) Other long-term liabilities		0.000	1.842
(d) long-term provisions		0.000	0.000
Total Non-current Liabilities (3)		833.217	970.843
(4) Current Liabilities			
(a) Short-term borrowings		1268.364	915.040
(b) Trade payables		660.271	362.531
(c) Other current liabilities		299.194	229.279
(d) Short-term provisions		49.270	44.642
Total Current Liabilities (4)		2277.099	1551.492
TOTAL		6049.887	5319.980
II. ASSETS			
(1) Non-current assets			
(a) Fixed Assets			
(i) Tangible assets		1966.960	1852.089
(ii) Intangible Assets		4.802	5.081
(iii) Tangible assets capital work-in-progress		2.240	75.682
(iv) Intangible assets under development		0.000	0.000
(b) Non-current Investments		382.156	338.618
(c) Deferred tax assets (net)		0.000	0.000
(d) Long-term loans and advances		46.397	48.174
(e) Other Non-current assets		362.686	203.792
Total Non-Current Assets		2765.241	2523.436
(2) Current assets			
(a) Current investments		0.000	0.000
(b) Inventories		869.512	674.943
(c) Trade receivables		1070.454	554.967
(d) Cash and bank balances		869.715	1162.084
(e) Short-term loans and advances		65.297	82.934
(f) Other current assets		409.668	321.616
Total Current Assets		3284.646	2796.544
TOTAL		6049.887	5319.980

DISCLAIMER : This Report is **PRIVATE & CONFIDENTIAL** and it is prepared at the request of and for its use by the Subscriber only. The Subscriber shall use the contents of the Report merely as an aid to its business. Mira Inform Private Limited ("MIPL") has collated information/data in the Report, which have not been verified unless otherwise specifically mentioned in the Report. The Subscriber shall independently verify the accuracy and correctness of the information/data before in any way acting upon the same. MIPL shall not be liable for any harm, injury, loss or damage caused to the Subscriber due to default by the Subscriber's debtors/beneficiaries in fulfilling their obligations of any nature whatsoever. This Report or any of its portion shall not be used as a documentary evidence or otherwise before any investigative agencies or forum of law. This Report is confidential and proprietary to MIPL. The Subscriber and/or any other person(s) may not reproduce, publish or disclose any of the contents of the Report to others without the express authorization of MIPL. This Report is prepared and issued to the Subscriber without any risk, responsibility or liability on the part of MIPL or its officials.

PROFIT & LOSS ACCOUNT (CONSOLIDATED)

PARTICULARS		31.03.2017	31.03.2016
SALES			
	Income	5341.985	4992.410
	Other Income	166.603	138.433
	TOTAL	5508.588	5130.843
Less	EXPENSES		
	Cost of Materials Consumed	2630.731	2008.631
	Purchases of Stock-in-Trade	408.496	872.700
	Changes in inventories of finished goods, work-in-progress and Stock-in-Trade	(100.103)	56.406
	Employee benefit expense	669.059	582.464
	Other expenses	1346.178	1174.975
	TOTAL	4954.361	4695.176
	PROFIT/ (LOSS) BEFORE INTEREST, TAX, DEPRECIATION AND AMORTISATION	554.227	435.667
Less	FINANCIAL EXPENSES	185.801	175.476
	PROFIT / (LOSS) BEFORE TAX, DEPRECIATION AND AMORTISATION	368.426	260.191
Less/ Add	DEPRECIATION/ AMORTISATION	164.166	156.400
	PROFIT/ (LOSS) BEFORE TAX	204.260	103.791
Less	TAX	58.598	45.846
	PROFIT/ (LOSS) AFTER TAX	145.662	57.945
	Earnings / (Loss) Per Share (INR)	1208.86	468.16

LOCAL AGENCY FURTHER INFORMATION

Sr. No.	Check list by info agents	Available in Report (Yes/No)
1	Year of establishment	Yes
2	Constitution of the entity -Incorporation details	Yes
3	Locality of the entity	Yes
4	Premises details	No

DISCLAIMER : This Report is **PRIVATE & CONFIDENTIAL** and it is prepared at the request of and for its use by the Subscriber only. The Subscriber shall use the contents of the Report merely as an aid to its business. Mira Inform Private Limited ("MIPL") has collated information/data in the Report, which have not been verified unless otherwise specifically mentioned in the Report. The Subscriber shall independently verify the accuracy and correctness of the information/data before in any way acting upon the same. MIPL shall not be liable for any harm, injury, loss or damage caused to the Subscriber due to default by the Subscriber's debtors/beneficiaries in fulfilling their obligations of any nature whatsoever. This Report or any of its portion shall not be used as a documentary evidence or otherwise before any investigative agencies or forum of law. This Report is confidential and proprietary to MIPL. The Subscriber and/or any other person(s) may not reproduce, publish or disclose any of the contents of the Report to others without the express authorization of MIPL. This Report is prepared and issued to the Subscriber without any risk, responsibility or liability on the part of MIPL or its officials.

5	Buyer visit details	--
6	Contact numbers	Yes
7	Name of the person contacted	No
8	Designation of contact person	No
9	Promoter's background	Yes
10	Date of Birth of Proprietor / Partners / Directors	Yes
11	Pan Card No. of Proprietor / Partners	Yes
12	Voter Id Card No. of Proprietor / Partners	No
13	Type of business	Yes
14	Line of Business	Yes
15	Export/import details (if applicable)	No
16	No. of employees	No
17	Details of sister concerns	Yes
18	Major suppliers	No
19	Major customers	No
20	Banking Details	Yes
21	Banking facility details	Yes
22	Conduct of the banking account	--
23	Financials, if provided	Yes
24	Capital in the business	Yes
25	Last accounts filed at ROC, if applicable	Yes
26	Turnover of firm for last three years	Yes
27	Reasons for variation <> 20%	--
28	Estimation for coming financial year	No
29	Profitability for last three years	Yes
30	Major shareholders, if available	Yes
31	External Agency Rating, if available	Yes
32	Litigations that the firm/promoter involved in	--
33	Market information	--
34	Payments terms	No
35	Negative Reporting by Auditors in the Annual Report	No

OVERVIEW OF THE COMPANY

Subject was incorporated on 24.07.1981 and has got its registered office at Hyderabad. Pursuant to the approval to the Scheme of Amalgamation by the Hon'ble High Court of Andhra Pradesh vide its Order dates 23rd July, 2013, the entire business and all assets, liabilities, duties and obligations of erstwhile Perfect Knitters Limited, Imperial Garments Limited and Cotstyle Apparels Limited (a wholly owned subsidiary of the Company), all engaged in the business of textiles, were transferred to and vested in the Company from 1st April, 2012. During the year 2014-15, the Company had purchased Yarn Processing Unit located at Shadnagar, Telangana and Knitting Unit located at Medak, Telangana as a going concern on "slump sale" basis.

The Company carries out its operations through Engineering Unit, GTN Spinning Mills Unit, Yarn Processing Unit, Knitting Unit, Perfect Knitters – Fabric Processing Unit, Perfect Knitters Garment Unit, Imperial Garments Unit, Imperial Socks Unit, Panache Unit and Cotstyle Apparels Unit.

DISCLAIMER : This Report is **PRIVATE & CONFIDENTIAL** and it is prepared at the request of and for its use by the Subscriber only. The Subscriber shall use the contents of the Report merely as an aid to its business. Mira Inform Private Limited ("MIPL") has collated information/data in the Report, which have not been verified unless otherwise specifically mentioned in the Report. The Subscriber shall independently verify the accuracy and correctness of the information/data before in any way acting upon the same. MIPL shall not be liable for any harm, injury, loss or damage caused to the Subscriber due to default by the Subscriber's debtors/beneficiaries in fulfilling their obligations of any nature whatsoever. This Report or any of its portion shall not be used as a documentary evidence or otherwise before any investigative agencies or forum of law. This Report is confidential and proprietary to MIPL. The Subscriber and/or any other person(s) may not reproduce, publish or disclose any of the contents of the Report to others without the express authorization of MIPL. This Report is prepared and issued to the Subscriber without any risk, responsibility or liability on the part of MIPL or its officials.

PERFORMANCE REVIEW

The Net Sales/Income from operations during the year is INR 5341.985 Million as against previous year's INR 4992.410 Million. The standalone operating profit was INR 554.250 Million and consolidated operating profit was INR 554.227 Million as against previous year Standalone INR 435.688 Million and Consolidated INR 435.667 Million respectively. Accordingly, the standalone profit after tax is INR 145.685 Million as against INR 57.966 Million and consolidated profit after tax is INR 145.662 Million as against INR 57.945 Million in the previous year. The company has envisaged new project of Defence and Aerospace in 2015-16, in a very short span of time, the Company has been awarded AS9100D and ISO 9001 for manufacturing of Machined Components for Defence and Aerospace Industries and associated with HAL, BDL, BEL , BrahMos Aerospace, DRDO Godrej ,ISRO etc., for supplies as per their requirements. The various components being manufactured are Engine Parts, Landing Gear, Structural Parts, Helicopter Components , UAV Systems , Missile Parts and Systems etc.,

The Company Textile business segment consist of Spinning, Fabric and Yarn Processing, Garments and knitting and the operations of these business segments are improving and expecting considerable growth in textile segment in due course of time.

UNSECURED LOANS:

(INR In Million)

Particulars	As on 31.03.2017	As on 31.03.2016
LONG TERM BORROWING		
Deferred sales tax loan	61.306	69.408
Total	61.306	69.408

INDEX OF CHARGE:

SN O	SRN	CHARGE ID	CHARGE HOLDER NAME	DATE OF CREATI ON	DATE OF MODIFICA TION	AMOUNT	ADDRESS
1	G81124 760	100163 985	EXPORT- IMPORT BANK OF INDIA	22/03/20 18	-	262500000.0	FLOOR 21, CENTRE ONE BUILDINGWORLD TRADE CENTER, CUFFE PARADEMUMBAIMH4000 05IN
2	G60948 817	100132 521	IDBI BANK LIMITED	13/10/20 17	-	190000000.0	SPECLAIZED CORPORATE BRANCH,CORPORATE BANKING GROU5-9- 89/1&2, CHAPAL ROADHYDERABADTG500 001IN
3	G60949 583	100132 523	IDBI BANK LIMITED	13/10/20 17	-	140000000.0	SPECLAIZED CORPORATE BRANCH,CORPORATE

DISCLAIMER : This Report is **PRIVATE & CONFIDENTIAL** and it is prepared at the request of and for its use by the Subscriber only. The Subscriber shall use the contents of the Report merely as an aid to its business. Mira Inform Private Limited ("MIPL") has collated information/data in the Report, which have not been verified unless otherwise specifically mentioned in the Report. The Subscriber shall independently verify the accuracy and correctness of the information/data before in any way acting upon the same. MIPL shall not be liable for any harm, injury, loss or damage caused to the Subscriber due to default by the Subscriber's debtors/beneficiaries in fulfilling their obligations of any nature whatsoever. This Report or any of its portion shall not be used as a documentary evidence or otherwise before any investigative agencies or forum of law. This Report is confidential and proprietary to MIPL. The Subscriber and/or any other person(s) may not reproduce, publish or disclose any of the contents of the Report to others without the express authorization of MIPL. This Report is prepared and issued to the Subscriber without any risk, responsibility or liability on the part of MIPL or its officials.

							BANKING GROU5-9-89/1&2, CHAPAL ROADHYDERABADTG500001IN
4	C77090 504	106160 66	AXIS BANK LIMITED	18/12/20 15	-	150000000.0	6-3-879-B-G,PULLA REDDY BUILGREENLANDS, BEGUMPET ROADHYDERABADTG500016IN
5	C66281 007	105951 53	STATE BANK OF TRAVANC ORE	06/07/20 15	-	59400000.0	MCB HYDERABAD BRANCH 1-8-304-307, KAMALA TOWERSS.P.ROAD, SECUNDERABAD. S.P.ROADSECUNDERAB ADTG500003IN
6	G75555 045	105882 64	KOTAK MAHINDR A BANK LIMITED	08/06/20 15	10/01/2018	50000000.0	27BKC, C 27, G BLOCKBANDRA KURLA COMPLEX, BANDRA (E),MUMBAIMH400051IN
7	G05077 458	105534 36	EXPORT- IMPORT BANK OF INIDA	02/03/20 15	02/06/2016	170000000.0	FLOOR 21, CENTRE ONE BUILDINGWORLD TRADE CENTER, CUFFE PARADEMUMBAIMH400005IN
8	C04487 211	104944 75	PUNJAB NATIONAL BANK	27/03/20 14	-	78500000.0	4-1-427BANK STREETHYDERABADAP500001IN
9	G06141 824	104944 63	PUNJAB NATIONAL BANK	27/03/20 14	02/06/2016	620000000.0	4-1-27, BANK STREETKOTIHYDERABA DTG500001IN
10	B57728 222	103461 07	PUNJAB NATIONAL BANK	12/03/20 12	06/08/2012	180500000.0	4-1-427, AGM'S OFFICEBANK STREETHYDERABADAP500001IN


FIXED ASSETS:

Tangible assets

- Land
- Buildings
- Plant and equipment
- Furniture and fixtures
- Vehicles
- Computer equipments

DISCLAIMER : This Report is **PRIVATE & CONFIDENTIAL** and it is prepared at the request of and for its use by the Subscriber only. The Subscriber shall use the contents of the Report merely as an aid to its business. Mira Inform Private Limited ("MIPL") has collated information/data in the Report, which have not been verified unless otherwise specifically mentioned in the Report. The Subscriber shall independently verify the accuracy and correctness of the information/data before in any way acting upon the same. MIPL shall not be liable for any harm, injury, loss or damage caused to the Subscriber due to default by the Subscriber's debtors/beneficiaries in fulfilling their obligations of any nature whatsoever. This Report or any of its portion shall not be used as a documentary evidence or otherwise before any investigative agencies or forum of law. This Report is confidential and proprietary to MIPL. The Subscriber and/or any other person(s) may not reproduce, publish or disclose any of the contents of the Report to others without the express authorization of MIPL. This Report is prepared and issued to the Subscriber without any risk, responsibility or liability on the part of MIPL or its officials.

Intangible assets

- Brands and trade marks
 - Trade marks
 - Computer software
- 

CMT REPORT (Corruption, Money Laundering & Terrorism]

The Public Notice information has been collected from various sources including but not limited to: **The Courts, India Prisons Service, Interpol, etc.**

1] INFORMATION ON DESIGNATED PARTY

No records exist designating subject or any of its beneficial owners, controlling shareholders or senior officers as terrorist or terrorist organization or whom notice had been received that all financial transactions involving their assets have been blocked or convicted, found guilty or against whom a judgement or order had been entered in a proceedings for violating money-laundering, anti-corruption or bribery or international economic or anti-terrorism sanction laws or whose assets were seized, blocked, frozen or ordered forfeited for violation of money laundering or international anti-terrorism laws.

2] Court Declaration :

No records exist to suggest that subject is or was the subject of any formal or informal allegations, prosecutions or other official proceeding for making any prohibited payments or other improper payments to government officials for engaging in prohibited transactions or with designated parties.

3] Asset Declaration :

No records exist to suggest that the property or assets of the subject are derived from criminal conduct or a prohibited transaction.

4] Record on Financial Crime :

Charges or conviction registered against subject: **None**

5] Records on Violation of Anti-Corruption Laws :

Charges or investigation registered against subject: **None**

6] Records on Int'l Anti-Money Laundering Laws/Standards :

Charges or investigation registered against subject: **None**

7] Criminal Records

No available information exist that suggest that subject or any of its principals have been formally charged or convicted by a competent governmental authority for any financial crime or under any formal investigation by a competent government authority for any violation of anti-corruption laws or international anti-money laundering laws or standard.

8] Affiliation with Government :

No record exists to suggest that any director or indirect owners, controlling shareholders, director, officer or employee of the company is a government official or a family member or close business associate of a Government official.

9] Compensation Package :

Our market survey revealed that the amount of compensation sought by the subject is fair and reasonable and comparable to compensation paid to others for similar services.

10] Press Report :

No press reports / filings exists on the subject.

CORPORATE GOVERNANCE

MIRA INFORM as part of its Due Diligence do provide comments on Corporate Governance to identify management and governance. These factors often have been predictive and in some cases have created vulnerabilities to credit deterioration.

Our Governance Assessment focuses principally on the interactions between a company's management, its Board of Directors, Shareholders and other financial stakeholders.

CONTRAVENTION

Subject is not known to have contravened any existing local laws, regulations or policies that prohibit, restrict or otherwise affect the terms and conditions that could be included in the agreement with the subject.

FOREIGN EXCHANGE RATES

Currency	Unit	INR
US Dollar	1	INR 71.98
UK Pound	1	INR 94.62
Euro	1	INR 84.08

INFORMATION DETAILS

Information Gathered by :	SRU
Analysis Done by :	PRY
Report Prepared by :	KVT

SCORE FACTORS

DEMERIT POINTS		
--BANK CHARGES	YES/NO	YES
--LITIGATION	YES/NO	NO
--OTHER ADVERSE INFORMATION	YES/NO	NO
MERIT POINTS		
--SOLE DISTRIBUTORSHIP	YES/NO	NO
--EXPORT ACTIVITIES	YES/NO	NO
--AFFILIATION	YES/NO	YES
--LISTED	YES/NO	NO
--OTHER MERIT FACTORS	YES/NO	YES

RATING EXPLANATIONS

Credit Rating	Explanation	Rating Comments
A++	Minimum Risk	Business dealings permissible with minimum risk of default
A+	Low Risk	Business dealings permissible with low risk of default
A	Acceptable Risk	Business dealings permissible with moderate risk of default
B	Medium Risk	Business dealings permissible on a regular monitoring basis
C	Medium High Risk	Business dealings permissible preferably on secured basis
D	High Risk	Business dealing not recommended or on secured terms only
NB	New Business	No recommendation can be done due to business in infancy stage
NT	No Trace	No recommendation can be done as the business is not traceable

NB is stated where there is insufficient information to facilitate rating. However, it is not to be considered as unfavourable.

This score serves as a reference to assess SC's credit risk and to set the amount of credit to be extended. It is calculated from a composite of weighted scores obtained from each of the major sections of this report. The assessed factors are as follows:

- Financial condition covering various ratios
- Company background and operations size
- Promoters / Management background
- Payment record
- Litigation against the subject
- Industry scenario / competitor analysis
- Supplier / Customer / Banker review (wherever available)

DISCLAIMER : This Report is **PRIVATE & CONFIDENTIAL** and it is prepared at the request of and for its use by the Subscriber only. The Subscriber shall use the contents of the Report merely as an aid to its business. Mira Inform Private Limited ("MIPL") has collated information/data in the Report, which have not been verified unless otherwise specifically mentioned in the Report. The Subscriber shall independently verify the accuracy and correctness of the information/data before in any way acting upon the same. MIPL shall not be liable for any harm, injury, loss or damage caused to the Subscriber due to default by the Subscriber's debtors/beneficiaries in fulfilling their obligations of any nature whatsoever. This Report or any of its portion shall not be used as a documentary evidence or otherwise before any investigative agencies or forum of law. This Report is confidential and proprietary to MIPL. The Subscriber and/or any other person(s) may not reproduce, publish or disclose any of the contents of the Report to others without the express authorization of MIPL. This Report is prepared and issued to the Subscriber without any risk, responsibility or liability on the part of MIPL or its officials.