

## MIRA INFORM REPORT

<b>Report No. :</b>	529706
<b>Report Date :</b>	20.09.2018

### IDENTIFICATION DETAILS

<b>Name :</b>	RAINBOW
<b>Registered Office :</b>	FW 1040, Bharat Diamond Bourse, BKC, Bandra (East), Mumbai - 400051, Maharashtra
<b>Tel. No.:</b>	91-22-23638480
<b>Country :</b>	India
<b>Financials (as on) :</b>	31.03.2018 (Provisional)
<b>Year of Establishment :</b>	1992
<b>Capital Investment / Paid-up Capital :</b>	INR 17.723 Million
<b>IEC No.:</b> [Import-Export Code No.]	5211034317
<b>PAN No.:</b> [Permanent Account No.]	ACBBFS7038P
<b>GSTN :</b> [Goods & Service Tax Registration No.]	24ACBFS7038P1ZO
<b>Legal Form :</b>	Partnership Concern with an unlimited liability of the partners
<b>Line of Business :</b>	Trader and Exporter and Importer of Diamonds [Confirmed by Management]
<b>No. of Employees :</b>	05 (Approximately)

### RATING & COMMENTS

(Mira Inform has adopted New Rating mechanism w.e.f. 23<sup>rd</sup> January 2017)

**MIRA's Rating :** A

Credit Rating	Explanation	Rating Comments
A	Acceptable Risk	Business dealings permissible with moderate risk of default

**DISCLAIMER :** This Report is **PRIVATE & CONFIDENTIAL** and it is prepared at the request of and for its use by the Subscriber only. The Subscriber shall use the contents of the Report merely as an aid to its business. Mira Inform Private Limited ("MIPL") has collated information/data in the Report, which have not been verified unless otherwise specifically mentioned in the Report. The Subscriber shall independently verify the accuracy and correctness of the information/data before in any way acting upon the same. MIPL shall not be liable for any harm, injury, loss or damage caused to the Subscriber due to default by the Subscriber's debtors/beneficiaries in fulfilling their obligations of any nature whatsoever. This Report or any of its portion shall not be used as a documentary evidence or otherwise before any investigative agencies or forum of law. This Report is confidential and proprietary to MIPL. The Subscriber and/or any other person(s) may not reproduce, publish or disclose any of the contents of the Report to others without the express authorization of MIPL. This Report is prepared and issued to the Subscriber without any risk, responsibility or liability on the part of MIPL or its officials.

<b>Status :</b>	Satisfactory
<b>Payment Behaviour :</b>	Slow bot correct
<b>Litigation :</b>	Clear
<b>Comments :</b>	<p>Subject is a partnership firm established in the year 1992. It is a trader, exporter and importer of diamonds.</p> <p>As per the provisional records of 2018, the firm has achieved revenue of INR 104.041 million along with low profitability margin of 4.98%.</p> <p>As per the financial records of 2017, the firm has reported a decline in its revenue as compared to the previous year but has managed to maintain net profit margin of 0.67%.</p> <p>The overall financial position of the subject seems to be satisfactory marked by sufficient capital base and zero debt balance sheet profile.</p> <p>Payment seems to be slow but correct.</p> <p>In view of aforesaid, the subject can be considered for business dealings at usual trade terms and conditions.</p>

**NOTES :**

Any query related to this report can be made on e-mail : [infodept@mirainform.com](mailto:infodept@mirainform.com) while quoting report number, name and date.

**ECGC Country Risk Classification List**

Country Name	Previous Rating (31.12.2017)	Current Rating (01.04.2018)
India	A1	A1

Risk Category	ECGC Classification
Insignificant	A1
Low Risk	A2
Moderately Low Risk	B1
Moderate Risk	B2
Moderately High Risk	C1
High Risk	C2
Very High Risk	D

**EXTERNAL AGENCY RATING**

**NOT AVAILABLE**

**RBI DEFAULTERS' LIST STATUS**

Subject's name is not enlisted as a defaulter in the publicly available RBI Defaulters' list.

**EPF (Employee Provident Fund) DEFAULTERS' LIST STATUS**

Subject's name is not enlisted as a defaulter in the publicly available EPF (Employee Provident Fund) Defaulters' list as of 31-03-2018.

**BIFR (Board for Industrial & Financial Reconstruction) LISTING STATUS**

Subject's name is not listed as a Sick Unit in the publicly available BIFR (Board for Industrial & Financial Reconstruction) list as of 20.09.2018

**IBBI (Insolvency and Bankruptcy Board of India) LISTING STATUS**

Subject's name is not listed in the publicly available IBBI (Insolvency and Bankruptcy Board of India) list as of report date.

**INFORMATION PARTED BY**

<b>Name :</b>	Mr. Ashish Gedia
<b>Designation :</b>	Accounts Department
<b>Contact No.:</b>	91-9820445408

**LOCATIONS**

<b>Registered Office :</b>	FW 1040, Bharat Diamond Bourse, BKC, Bandra (East), Mumbai 400051, Maharashtra, India
<b>Tel. No.:</b>	91-22-23638480
<b>Mobile No.:</b>	91-9820445408 (Mr. Ashish Gedia)
<b>Fax No.:</b>	Not Available
<b>E-Mail :</b>	<a href="mailto:wala-bharat@yahoo.com">wala-bharat@yahoo.com</a>
<b>Area :</b>	500 Sq. Ft
<b>Location :</b>	Owned
<b>Locality :</b>	Commercial

**PARTNERS**

<b>Name :</b>	Mr. Jayantibhai Wala
<b>Designation :</b>	Partner
<b>Name :</b>	Mr. Babubhai Wala
<b>Designation :</b>	Partner

**KEY EXECUTIVES**

<b>Name :</b>	Mr. Ashish Gedia
<b>Designation :</b>	Accounts Department

**BUSINESS DETAILS**

<b>Line of Business :</b>	Trader and Exporter and Importer of Diamonds [Confirmed by Management]
<b>Products :</b>	Not Available
<b>Brand Names :</b>	Not Available
<b>Agencies Held :</b>	Not Available
<b>Exports :</b>	
<b>Products :</b>	Diamonds
<b>Countries :</b>	Hong Kong

**DISCLAIMER :** This Report is **PRIVATE & CONFIDENTIAL** and it is prepared at the request of and for its use by the Subscriber only. The Subscriber shall use the contents of the Report merely as an aid to its business. Mira Inform Private Limited ("MIPL") has collated information/data in the Report, which have not been verified unless otherwise specifically mentioned in the Report. The Subscriber shall independently verify the accuracy and correctness of the information/data before in any way acting upon the same. MIPL shall not be liable for any harm, injury, loss or damage caused to the Subscriber due to default by the Subscriber's debtors/beneficiaries in fulfilling their obligations of any nature whatsoever. This Report or any of its portion shall not be used as a documentary evidence or otherwise before any investigative agencies or forum of law. This Report is confidential and proprietary to MIPL. The Subscriber and/or any other person(s) may not reproduce, publish or disclose any of the contents of the Report to others without the express authorization of MIPL. This Report is prepared and issued to the Subscriber without any risk, responsibility or liability on the part of MIPL or its officials.

<b>Imports :</b>	
<b>Products :</b>	Raw Material
<b>Countries :</b>	<ul style="list-style-type: none"> <li>• United Arab Emirates</li> <li>• Belgium</li> </ul>
<b>Terms :</b>	
<b>Selling :</b>	Credit (90, 120 Days)
<b>Purchasing :</b>	Credit (60, 90, Days)

**GENERAL INFORMATION**

<b>Suppliers :</b>	<ul style="list-style-type: none"> <li>• ADI Gems Limited</li> <li>• Anmol Gems BCBA</li> </ul>																						
<b>Customers :</b>	End User <ul style="list-style-type: none"> <li>• H. Dipak and Company</li> <li>• Vijisan Exports Private Limited</li> </ul>																						
<b>No. of Employees :</b>	05 (Approximately)																						
<b>Bankers :</b>	<table border="1"> <tr> <td><b>Banker Name :</b></td> <td>IndusInd Bank Limited</td> </tr> <tr> <td><b>Branch :</b></td> <td>BKC Branch</td> </tr> <tr> <td><b>Person Name (With Designation) :</b></td> <td>Palvinder Dhingra</td> </tr> <tr> <td><b>Contact Number :</b></td> <td>91-9920937457</td> </tr> <tr> <td><b>Name of Account Holder :</b></td> <td>Rainbow</td> </tr> <tr> <td><b>Account Number :</b></td> <td>259820054619 (Current Account)</td> </tr> <tr> <td><b>Account Since (Date/Year of Account Opening) :</b></td> <td>03.09.2013</td> </tr> <tr> <td><b>Average Balance Maintained :</b></td> <td>INR 0.100 Million</td> </tr> <tr> <td><b>Credit Facilities Enjoyed (CC/OD/Term Loan) :</b></td> <td>No</td> </tr> <tr> <td><b>Account Operation :</b></td> <td>Satisfactory</td> </tr> <tr> <td><b>Remark :</b></td> <td>We spoke with Mr. Palvinder Dhingra (Relationship Manager) who gave us positive feedback about subject company and they are satisfied with the transaction of the subject.</td> </tr> </table>	<b>Banker Name :</b>	IndusInd Bank Limited	<b>Branch :</b>	BKC Branch	<b>Person Name (With Designation) :</b>	Palvinder Dhingra	<b>Contact Number :</b>	91-9920937457	<b>Name of Account Holder :</b>	Rainbow	<b>Account Number :</b>	259820054619 (Current Account)	<b>Account Since (Date/Year of Account Opening) :</b>	03.09.2013	<b>Average Balance Maintained :</b>	INR 0.100 Million	<b>Credit Facilities Enjoyed (CC/OD/Term Loan) :</b>	No	<b>Account Operation :</b>	Satisfactory	<b>Remark :</b>	We spoke with Mr. Palvinder Dhingra (Relationship Manager) who gave us positive feedback about subject company and they are satisfied with the transaction of the subject.
<b>Banker Name :</b>	IndusInd Bank Limited																						
<b>Branch :</b>	BKC Branch																						
<b>Person Name (With Designation) :</b>	Palvinder Dhingra																						
<b>Contact Number :</b>	91-9920937457																						
<b>Name of Account Holder :</b>	Rainbow																						
<b>Account Number :</b>	259820054619 (Current Account)																						
<b>Account Since (Date/Year of Account Opening) :</b>	03.09.2013																						
<b>Average Balance Maintained :</b>	INR 0.100 Million																						
<b>Credit Facilities Enjoyed (CC/OD/Term Loan) :</b>	No																						
<b>Account Operation :</b>	Satisfactory																						
<b>Remark :</b>	We spoke with Mr. Palvinder Dhingra (Relationship Manager) who gave us positive feedback about subject company and they are satisfied with the transaction of the subject.																						

<b>Auditors :</b>	
<b>Name :</b>	Viral Shah and Company Chartered Accountants

<b>Collaborators :</b>	Not Available
<b>Membership :</b>	Not Available
<b>Sister Concern :</b>	Not Available

**CAPITAL STRUCTURE**

**AS ON 31.03.2018**

Particular	Amount in INR
Babubhai J Wala (Current A/C)	5.307
Babubhai J Wala (Fixed A/C)	0.025
Jaynatabhai J Wala (Current A/C)	12.366
Jaynatabhai J Wala ((Fixed A/C)	0.025
<b>total</b>	<b>17.723</b>

**FINANCIAL DATA**  
*[all figures are INR Million]*

**ABRIDGED BALANCE SHEET**

SOURCES OF FUNDS	31.03.2018 (Provisional)	31.03.2017	31.03.2016
<b>EQUITY AND LIABILITIES</b>			
1] Partners Capital	17.723	0.050	0.050
2] Partner's Current A/c	0.000	16.452	18.255
3] Share Application Money	0.000	0.000	0.000
4] Reserves & Surplus	0.856	0.000	0.000
5] (Accumulated Losses)	0.000	0.000	0.000
<b>NETWORTH</b>	<b>18.579</b>	<b>16.502</b>	<b>18.305</b>
<b>LOAN FUNDS</b>			
1] Secured Loans	0.000	0.000	0.000
2] Unsecured Loans	21.258	18.598	18.726
<b>TOTAL BORROWING</b>			
DEFERRED TAX LIABILITIES	0.000	0.000	0.000
<b>TOTAL</b>	<b>39.837</b>	<b>35.100</b>	<b>37.031</b>
<b>APPLICATION OF FUNDS</b>			
FIXED ASSETS [Net Block]	2.526	2.867	3.257
Capital work-in-progress	0.000	0.000	0.000

**DISCLAIMER :** This Report is **PRIVATE & CONFIDENTIAL** and it is prepared at the request of and for its use by the Subscriber only. The Subscriber shall use the contents of the Report merely as an aid to its business. Mira Inform Private Limited ("MIPL") has collated information/data in the Report, which have not been verified unless otherwise specifically mentioned in the Report. The Subscriber shall independently verify the accuracy and correctness of the information/data before in any way acting upon the same. MIPL shall not be liable for any harm, injury, loss or damage caused to the Subscriber due to default by the Subscriber's debtors/beneficiaries in fulfilling their obligations of any nature whatsoever. This Report or any of its portion shall not be used as a documentary evidence or otherwise before any investigative agencies or forum of law. This Report is confidential and proprietary to MIPL. The Subscriber and/or any other person(s) may not reproduce, publish or disclose any of the contents of the Report to others without the express authorization of MIPL. This Report is prepared and issued to the Subscriber without any risk, responsibility or liability on the part of MIPL or its officials.

**RAINBOW - 529706**

**PAGE NO. : 7**

INVESTMENT	7.976	7.976	7.976
DEFERREX TAX ASSETS			
CURRENT ASSETS, LOANS & ADVANCES			
Inventories	93.360	34.190	21.374
Sundry Debtors	10.500	15.332	0.376
Cash & Bank Balances	0.607	6.022	4.376
Other Current Assets	0.060	0.000	0.000
Loans & Advances	(0.664)	0.608	0.257
<b>Total Current Assets</b>	<b>103.863</b>	<b>56.152</b>	<b>26.383</b>
<b>Less : CURRENT LIABILITIES &amp; PROVISIONS</b>			
Sundry Creditors	74.364	31.895	0.585
Other Current Liabilities	(0.153)	0.000	0.000
Provisions	0.317	0.000	0.000
<b>Total Current Liabilities</b>	<b>74.528</b>	<b>31.895</b>	<b>0.585</b>
<b>Net Current Assets</b>	<b>29.335</b>	<b>24.257</b>	<b>25.798</b>
MISCELLANEOUS EXPENSES	0.000	0.000	0.000
<b>TOTAL</b>	<b>39.837</b>	<b>35.100</b>	<b>37.031</b>

**PROFIT & LOSS ACCOUNT**

	<b>PARTICULARS</b>	<b>31.03.2018</b> (Provisional)	<b>31.03.2017</b>	<b>31.03.2016</b>
	<b>SALES</b>			
	Income	104.041	99.510	114.264
	Other Income	0.277	0.180	0.249
	<b>TOTAL</b>	<b>104.318</b>	<b>99.690</b>	<b>114.513</b>
	<b>Less EXPENSES</b>			
	Cost of Materials Consumed	93.061	91.276	104.183
	Electricity expenses	0.077	0.108	0.098
	Packing fees	0.245	0.150	0.100
	Motor car expenses	0.108	0.114	0.102
	Office maintained	0.074	0.127	0.139
	Professional fees	0.084	0.034	0.113
	Repairs and service charges	0.127	0.132	0.130
	Salaries	0.650	0.497	0.340
	Other expenses	8.933	2.814	4.104
	<b>TOTAL</b>	<b>95.385</b>	<b>96.876</b>	<b>110.409</b>
	<b>PROFIT/ (LOSS) BEFORE INTEREST, TAX,</b>	<b>8.933</b>	<b>2.814</b>	<b>4.104</b>

**DISCLAIMER** : This Report is **PRIVATE & CONFIDENTIAL** and it is prepared at the request of and for its use by the Subscriber only. The Subscriber shall use the contents of the Report merely as an aid to its business. Mira Inform Private Limited ("MIPL") has collated information/data in the Report, which have not been verified unless otherwise mentioned in the Report. The Subscriber shall independently verify the accuracy and correctness of the information/data before in any way acting upon the same. MIPL shall not be liable for any harm, injury, loss or damage caused to the Subscriber due to default by the Subscriber's debtors/beneficiaries in fulfilling their obligations of any nature whatsoever. This Report or any of its portion shall not be used as a documentary evidence or otherwise before any investigative agencies or forum of law. This Report is confidential and proprietary to MIPL. The Subscriber and/or any other person(s) may not reproduce, publish or disclose any of the contents of the Report to others without the express authorization of MIPL. This Report is prepared and issued to the Subscriber without any risk, responsibility or liability on the part of MIPL or its officials.

	DEPRECIATION AND AMORTISATION			
<b>Less</b>	<b>FINANCIAL EXPENSES</b>	3.410	1.760	2.428
	<b>PROFIT / (LOSS) BEFORE TAX, DEPRECIATION AND AMORTISATION</b>	5.523	1.054	1.676
<b>Less/ Add</b>	<b>DEPRECIATION/ AMORTISATION</b>	0.341	0.390	0.448
	<b>NET PROFIT</b>	<b>5.182</b>	<b>0.664</b>	<b>1.228</b>

**KEY RATIOS**

**EFFICIENCY RATIOS**

PARTICULARS	31.03.2018 (Provisional)	31.03.2017	31.03.2016
Average Collection Days (Sundry Debtors / Income * 365 Days)	36.84	56.24	1.20
Account Receivables Turnover (Income / Sundry Debtors)	9.91	6.49	303.89
Average Payment Days (Sundry Creditors / Purchases * 365 Days)	291.67	127.54	2.05
Inventory Turnover (Operating Income / Inventories)	0.10	0.08	0.19
Asset Turnover (Operating Income / Net Fixed Assets)	3.54	0.98	1.26

**LEVERAGE RATIOS**

PARTICULARS	31.03.2018 (Provisional)	31.03.2017	31.03.2016
Debt Ratio ((Borrowing + Current Liabilities) / Total Assets)	0.84	0.75	0.51
Debt Equity Ratio (Total Liability / Networth)	1.14	1.13	1.02
Current Liabilities to Networth (Current Liabilities / Net Worth)	4.01	1.93	0.03
Fixed Assets to Networth (Net Fixed Assets / Networth)	0.14	0.17	0.18

**DISCLAIMER** : This Report is **PRIVATE & CONFIDENTIAL** and it is prepared at the request of and for its use by the Subscriber only. The Subscriber shall use the contents of the Report merely as an aid to its business. Mira Inform Private Limited ("MIPL") has collated information/data in the Report, which have not been verified unless otherwise specifically mentioned in the Report. The Subscriber shall independently verify the accuracy and correctness of the information/data before in any way acting upon the same. MIPL shall not be liable for any harm, injury, loss or damage caused to the Subscriber due to default by the Subscriber's debtors/beneficiaries in fulfilling their obligations of any nature whatsoever. This Report or any of its portion shall not be used as a documentary evidence or otherwise before any investigative agencies or forum of law. This Report is confidential and proprietary to MIPL. The Subscriber and/or any other person(s) may not reproduce, publish or disclose any of the contents of the Report to others without the express authorization of MIPL. This Report is prepared and issued to the Subscriber without any risk, responsibility or liability on the part of MIPL or its officials.

Interest Coverage Ratio ( <i>PBIT / Financial Charges</i> )	2.62	1.60	1.69
--	------	------	------

**PROFITABILITY RATIOS**

PARTICULARS		31.03.2018 (Provisional)	31.03.2017	31.03.2016
Net Profit Margin ( <i>(PAT / Sales) * 100</i> )	%	4.98	0.67	1.07
Return on Total Assets ( <i>(PAT / Total Assets) * 100</i> )	%	4.53	0.99	3.26
Return on Investment (ROI) ( <i>(PAT / Networth) * 100</i> )	%	27.89	4.02	6.71

**SOLVENCY RATIOS**

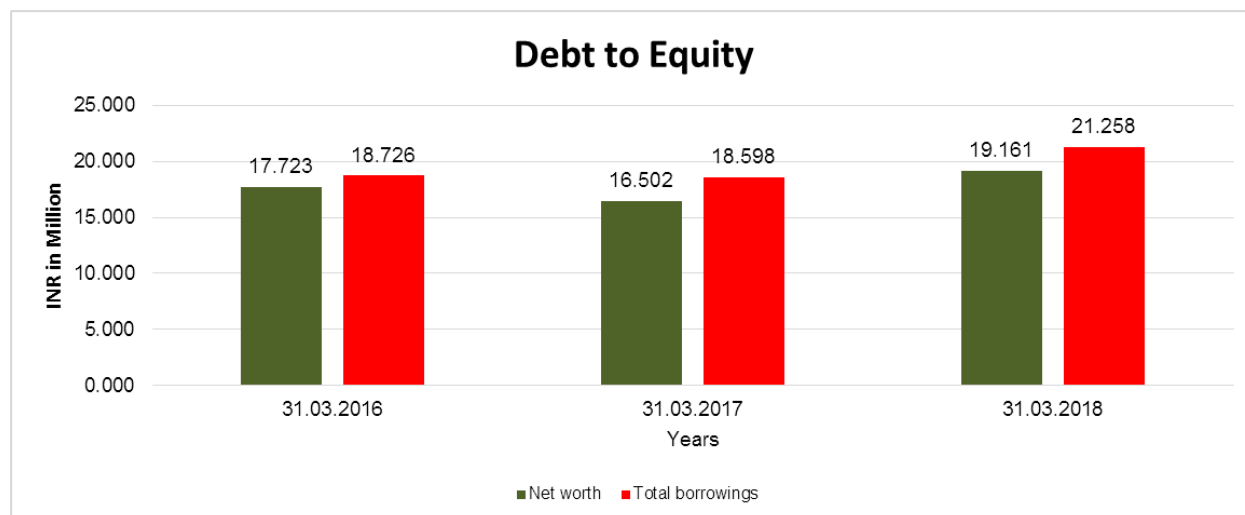
PARTICULARS		31.03.2018 (Provisional)	31.03.2017	31.03.2016
Current Ratio ( <i>Current Assets / Current Liabilities</i> )		1.39	1.76	45.10
Quick Ratio ( <i>(Current Assets – Inventories) / Current Liabilities</i> )		0.14	0.69	8.56
G-Score Ratio Financial ( <i>Networth / Total Assets</i> )		0.16	0.25	0.49
G-Score Ratio Debt ( <i>Debts / Equity Capital</i> )		1.16	1.13	0.00
G-Score Ratio Liquidity ( <i>Total Current Assets / Total Current Liabilities</i> )		1.39	1.76	45.10

*Total Liability = Short-term Debt + Long-term Debt + Current Maturities of Long-term debts*

**FINANCIAL ANALYSIS**  
*[all figures are INR Million]*

**DEBT EQUITY RATIO**

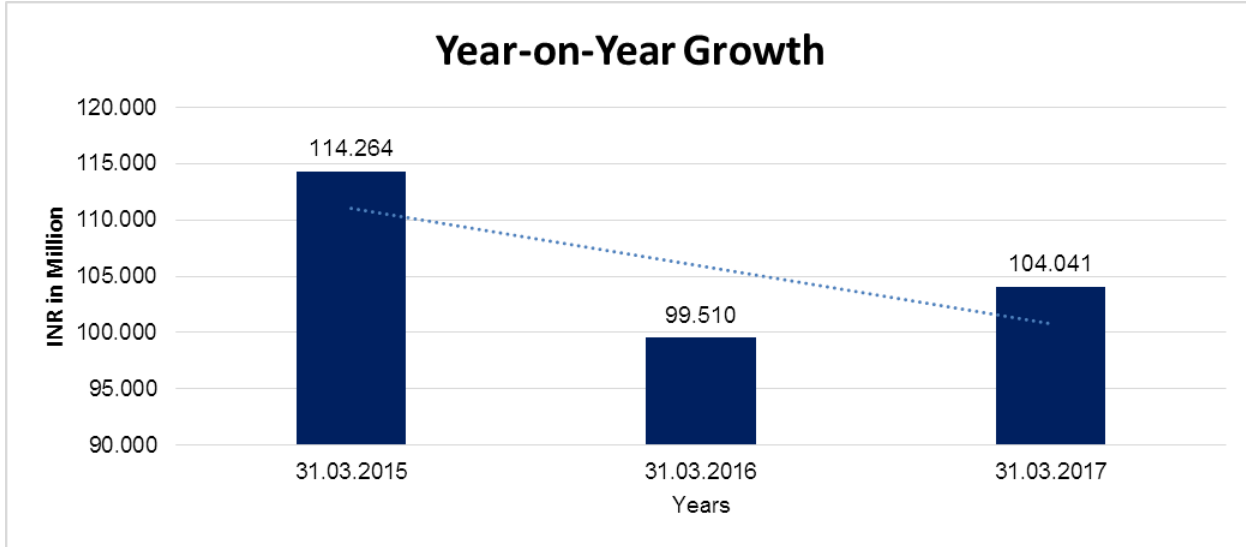
Particular	31.03.2016	31.03.2017	31.03.2018
	INR In Million	INR In Million	INR In Million
Share Capital	17.723	16.502	18.305
Reserves & Surplus	0.000	0.000	0.856
Share Application money pending allotment	0.000	0.000	0.000
<b>Net worth</b>	<b>17.723</b>	<b>16.502</b>	<b>19.161</b>
long-term borrowings	18.726	18.598	21.258
Short term borrowings	0.000	0.000	0.000
Current Maturities of Long term debt	0.000	0.000	0.000
<b>Total borrowings</b>	<b>18.726</b>	<b>18.598</b>	<b>21.258</b>
<b>Debt/Equity ratio</b>	<b>1.057</b>	<b>1.127</b>	<b>1.109</b>



**YEAR-ON-YEAR GROWTH**

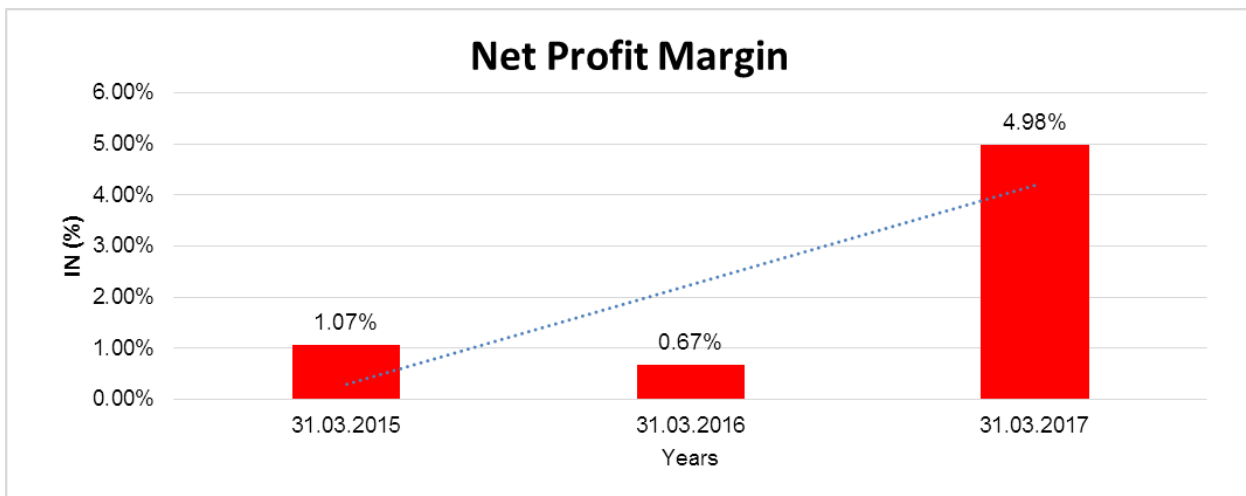
Year on Year Growth	31.03.2016	31.03.2017	31.03.2018
	INR In Million	INR In Million	INR In Million
Sales Turnover (Approximately)	114.264	99.510	104.041
		<b>(12.912)</b>	<b>4.553</b>

**DISCLAIMER** : This Report is **PRIVATE & CONFIDENTIAL** and it is prepared at the request of and for its use by the Subscriber only. The Subscriber shall use the contents of the Report merely as an aid to its business. Mira Inform Private Limited ("MIPL") has collated information/data in the Report, which have not been verified unless otherwise specifically mentioned in the Report. The Subscriber shall independently verify the accuracy and correctness of the information/data before in any way acting upon the same. MIPL shall not be liable for any harm, injury, loss or damage caused to the Subscriber due to default by the Subscriber's debtors/beneficiaries in fulfilling their obligations of any nature whatsoever. This Report or any of its portion shall not be used as a documentary evidence or otherwise before any investigative agencies or forum of law. This Report is confidential and proprietary to MIPL. The Subscriber and/or any other person(s) may not reproduce, publish or disclose any of the contents of the Report to others without the express authorization of MIPL. This Report is prepared and issued to the Subscriber without any risk, responsibility or liability on the part of MIPL or its officials.



**NET PROFIT MARGIN**

Net Profit Margin	31.03.2016	31.03.2017	31.03.2018
	INR In Million	INR In Million	INR In Million
Sales	114.264	99.510	104.041
Profit/(Loss)	1.228	0.664	5.182
	<b>1.07%</b>	<b>0.67%</b>	<b>4.98%</b>



**DISCLAIMER** : This Report is **PRIVATE & CONFIDENTIAL** and it is prepared at the request of and for its use by the Subscriber only. The Subscriber shall use the contents of the Report merely as an aid to its business. Mira Inform Private Limited ("MIPL") has collated information/data in the Report, which have not been verified unless otherwise specifically mentioned in the Report. The Subscriber shall independently verify the accuracy and correctness of the information/data before in any way acting upon the same. MIPL shall not be liable for any harm, injury, loss or damage caused to the Subscriber due to default by the Subscriber's debtors/beneficiaries in fulfilling their obligations of any nature whatsoever. This Report or any of its portion shall not be used as a documentary evidence or otherwise before any investigative agencies or forum of law. This Report is confidential and proprietary to MIPL. The Subscriber and/or any other person(s) may not reproduce, publish or disclose any of the contents of the Report to others without the express authorization of MIPL. This Report is prepared and issued to the Subscriber without any risk, responsibility or liability on the part of MIPL or its officials.

**LOCAL AGENCY FURTHER INFORMATION**

Sr. No.	Check list by info agents	Available in Report (Yes/No)
1	Year of establishment	Yes
2	Constitution of the entity -Incorporation details	Yes
3	Locality of the entity	Yes
4	Premises details	No
5	Buyer visit details	--
6	Contact numbers	Yes
7	Name of the person contacted	Yes
8	Designation of contact person	Yes
9	Promoter's background	No
10	Date of Birth of Proprietor / Partners / Directors	No
11	Pan Card No. of Proprietor / Partners	No
12	Voter Id Card No. of Proprietor / Partners	No
13	Type of business	Yes
14	Line of Business	Yes
15	Export/import details (if applicable)	No
16	No. of employees	Yes
17	Details of sister concerns	No
18	Major suppliers	No
19	Major customers	No
20	Banking Details	Yes
21	Banking facility details	No
22	Conduct of the banking account	--
23	Financials, if provided	Yes
24	Capital in the business	Yes
25	Last accounts filed at ROC, if applicable	No
26	Turnover of firm for last three years	Yes
27	Reasons for variation <> 20%	--
28	Estimation for coming financial year	No
29	Profitability for last three years	Yes
30	Major shareholders, if available	No
31	External Agency Rating, if available	No
32	Litigations that the firm/promoter involved in	--
33	Market information	--
34	Payments terms	Yes
35	Negative Reporting by Auditors in the Annual Report	No

**CMT REPORT (Corruption, Money Laundering & Terrorism]**

The Public Notice information has been collected from various sources including but not limited to: **The Courts, India Prisons Service, Interpol, etc.**

**1] INFORMATION ON DESIGNATED PARTY**

No records exist designating subject or any of its beneficial owners, controlling shareholders or senior officers as terrorist or terrorist organization or whom notice had been received that all financial transactions involving their assets have been blocked or convicted, found guilty or against whom a judgement or order had been entered in a proceedings for violating money-laundering, anti-corruption or bribery or international economic or anti-terrorism sanction laws or whose assets were seized, blocked, frozen or ordered forfeited for violation of money laundering or international anti-terrorism laws.

**2] Court Declaration :**

No records exist to suggest that subject is or was the subject of any formal or informal allegations, prosecutions or other official proceeding for making any prohibited payments or other improper payments to government officials for engaging in prohibited transactions or with designated parties.

**3] Asset Declaration :**

No records exist to suggest that the property or assets of the subject are derived from criminal conduct or a prohibited transaction.

**4] Record on Financial Crime :**

Charges or conviction registered against subject: **None**

**5] Records on Violation of Anti-Corruption Laws :**

Charges or investigation registered against subject: **None**

**6] Records on Int'l Anti-Money Laundering Laws/Standards :**

Charges or investigation registered against subject: **None**

**7] Criminal Records**

No available information exist that suggest that subject or any of its principals have been formally charged or convicted by a competent governmental authority for any financial crime or under any formal investigation by a competent government authority for any violation of anti-corruption laws or international anti-money laundering laws or standard.

**8] Affiliation with Government :**

No record exists to suggest that any director or indirect owners, controlling shareholders, director, officer or employee of the company is a government official or a family member or close business associate of a Government official.

**9] Compensation Package :**

Our market survey revealed that the amount of compensation sought by the subject is fair and reasonable and comparable to compensation paid to others for similar services.

**10] Press Report :**

No press reports / filings exists on the subject.

**CORPORATE GOVERNANCE**

MIRA INFORM as part of its Due Diligence do provide comments on Corporate Governance to identify management and governance. These factors often have been predictive and in some cases have created vulnerabilities to credit deterioration.

Our Governance Assessment focuses principally on the interactions between a company's management, its Board of Directors, Shareholders and other financial stakeholders.

**CONTRAVENTION**

Subject is not known to have contravened any existing local laws, regulations or policies that prohibit, restrict or otherwise affect the terms and conditions that could be included in the agreement with the subject.

**FOREIGN EXCHANGE RATES**

Currency	Unit	INR
US Dollar	1	INR 72.48
UK Pound	1	INR 94.82
Euro	1	INR 83.34

**INFORMATION DETAILS**

<b>Information Gathered by :</b>	AKS
<b>Analysis Done by :</b>	NIS
<b>Report Prepared by :</b>	RNA

**SCORE FACTORS**

DEMERIT POINTS		
--BANK CHARGES	YES/NO	NO
--LITIGATION	YES/NO	NO
--OTHER ADVERSE INFORMATION	YES/NO	NO
MERIT POINTS		
--SOLE DISTRIBUTORSHIP	YES/NO	NO
--EXPORT ACTIVITIES	YES/NO	NO
--AFFILIATION	YES/NO	NO
--LISTED	YES/NO	NO
--OTHER MERIT FACTORS	YES/NO	YES

**RATING EXPLANATIONS**

Credit Rating	Explanation	Rating Comments
A++	Minimum Risk	Business dealings permissible with minimum risk of default
A+	Low Risk	Business dealings permissible with low risk of default
A	Acceptable Risk	Business dealings permissible with moderate risk of default
B	Medium Risk	Business dealings permissible on a regular monitoring basis
C	Medium High Risk	Business dealings permissible preferably on secured basis
D	High Risk	Business dealing not recommended or on secured terms only
NB	New Business	No recommendation can be done due to business in infancy stage
NT	No Trace	No recommendation can be done as the business is not traceable

NB is stated where there is insufficient information to facilitate rating. However, it is not to be considered as unfavourable.

This score serves as a reference to assess SC's credit risk and to set the amount of credit to be extended. It is calculated from a composite of weighted scores obtained from each of the major sections of this report. The assessed factors are as follows:

- Financial condition covering various ratios
- Company background and operations size
- Promoters / Management background
- Payment record
- Litigation against the subject
- Industry scenario / competitor analysis
- Supplier / Customer / Banker review (wherever available)

**DISCLAIMER** : This Report is **PRIVATE & CONFIDENTIAL** and it is prepared at the request of and for its use by the Subscriber only. The Subscriber shall use the contents of the Report merely as an aid to its business. Mira Inform Private Limited ("MIPL") has collated information/data in the Report, which have not been verified unless otherwise specifically mentioned in the Report. The Subscriber shall independently verify the accuracy and correctness of the information/data before in any way acting upon the same. MIPL shall not be liable for any harm, injury, loss or damage caused to the Subscriber due to default by the Subscriber's debtors/beneficiaries in fulfilling their obligations of any nature whatsoever. This Report or any of its portion shall not be used as a documentary evidence or otherwise before any investigative agencies or forum of law. This Report is confidential and proprietary to MIPL. The Subscriber and/or any other person(s) may not reproduce, publish or disclose any of the contents of the Report to others without the express authorization of MIPL. This Report is prepared and issued to the Subscriber without any risk, responsibility or liability on the part of MIPL or its officials.