

MIRA INFORM REPORT

Report No. :	530611
Report Date :	20.09.2018

IDENTIFICATION DETAILS

Name :	ROYALTEA LTD
Registered Office :	Unit 36 Leicester Food Parkhigh View Closeleicesterle4 9LJ
Country :	United Kingdom
Financials (as on) :	31.03.2017
Date of Incorporation :	14.12.2005
Com. Reg. No.:	05654050
Legal Form :	Private limited with Share Capital
Line of Business :	Tea Processing
No. of Employees :	Not Available

RATING & COMMENTS

(Mira Inform has adopted New Rating mechanism w.e.f. 23rd January 2017)

MIRA's Rating :	A
-----------------	---

Credit Rating	Explanation	Rating Comments
A	Acceptable Risk	Business dealings permissible with moderate risk of default

Status :	Satisfactory
Payment Behaviour :	Slow but Correct
Litigation :	Clear

NOTES :

Any query related to this report can be made on e-mail : infodept@mirainform.com while quoting report number, name and date.

DISCLAIMER : This Report is **PRIVATE & CONFIDENTIAL** and it is prepared at the request of and for its use by the Subscriber only. The Subscriber shall use the contents of the Report merely as an aid to its business. Mira Inform Private Limited ("MIPL") has collated information/data in the Report, which have not been verified unless otherwise specifically mentioned in the Report. The Subscriber shall independently verify the accuracy and correctness of the information/data before in any way acting upon the same. MIPL shall not be liable for any harm, injury, loss or damage caused to the Subscriber due to default by the Subscriber's debtors/beneficiaries in fulfilling their obligations of any nature whatsoever. This Report or any of its portion shall not be used as a documentary evidence or otherwise before any investigative agencies or forum of law. This Report is confidential and proprietary to MIPL. The Subscriber and/or any other person(s) may not reproduce, publish or disclose any of the contents of the Report to others without the express authorization of MIPL. This Report is prepared and issued to the Subscriber without any risk, responsibility or liability on the part of MIPL or its officials.

ECGC Country Risk Classification List

Country Name	Previous Rating (31.12.2017)	Current Rating (01.04.2018)
United Kingdom	A1	A1

Risk Category	ECGC Classification
Insignificant	A1
Low Risk	A2
Moderately Low Risk	B1
Moderate Risk	B2
Moderately High Risk	C1
High Risk	C2
Very High Risk	D

UNITED KINGDOM - ECONOMIC OVERVIEW

The UK, a leading trading power and financial center, is the third largest economy in Europe after Germany and France. Agriculture is intensive, highly mechanized, and efficient by European standards, producing about 60% of food needs with less than 2% of the labor force. The UK has large coal, natural gas, and oil resources, but its oil and natural gas reserves are declining; the UK has been a net importer of energy since 2005. Services, particularly banking, insurance, and business services, are key drivers of British GDP growth. Manufacturing, meanwhile, has declined in importance but still accounts for about 10% of economic output.

In 2008, the global financial crisis hit the economy particularly hard, due to the importance of its financial sector. Falling home prices, high consumer debt, and the global economic slowdown compounded the UK's economic problems, pushing the economy into recession in the latter half of 2008 and prompting the then BROWN (Labour) government to implement a number of measures to stimulate the economy and stabilize the financial markets. Facing burgeoning public deficits and debt levels, in 2010 the then CAMERON-led coalition government (between Conservatives and Liberal Democrats) initiated an austerity program, which has continued under the Conservative government. However, the deficit still remains one of the highest in the G7, standing at 3.6% of GDP as of 2017, and the UK has pledged to lower its corporation tax from 20% to 17% by 2020. The UK had a debt burden of 90.4% GDP at the end of 2017.

The UK economy has begun to slow since the referendum vote to leave the EU in June 2016. A sustained depreciation of the British pound has increased consumer and producer prices, weighing on consumer spending without spurring a meaningful increase in exports. The UK has an extensive trade relationship with other EU members through its single market membership, and economic observers have warned the exit will jeopardize its position as the central location for European financial services. Prime Minister MAY is seeking a new "deep and special" trade relationship with the EU following the UK's exit. However, economists doubt that the UK will be able to preserve the benefits of EU membership without the obligations. The UK is expected to officially leave the EU by the end of March 2019.

Source : CIA

COMPANY NAME AND ADDRESS

ROYALTEA LTD

UNIT 36 LEICESTER FOOD PARKHIGH VIEW CLOSELEICESTERLE4 9LJ

COMPANY NO.

05654050

COMPANY STATUS

Active - Accounts Filed

COMPANY SUMMARY

Registered Address	UNIT 36 LEICESTER FOOD PARK HIGH VIEW CLOSE LEICESTER LE4 9LJ
Trading Address	36 High View Close Leicester Leicestershire LE4 9LJ
Website Address	http://www.royaltea.co.uk
Telephone Number	08456343162
Fax Number	
TPS	No
FPS	Yes
Incorporation Date	14/12/2005
Previous Name	
Type	Private limited with Share Capital
FTSE Index	-
Date of Change	-
Filing Date of Accounts	31/12/2017
Currency	GBP
Share Capital	£100
SIC07	10831

DISCLAIMER : This Report is **PRIVATE & CONFIDENTIAL** and it is prepared at the request of and for its use by the Subscriber only. The Subscriber shall use the contents of the Report merely as an aid to its business. Mira Inform Private Limited ("MIPL") has collated information/data in the Report, which have not been verified unless otherwise specifically mentioned in the Report. The Subscriber shall independently verify the accuracy and correctness of the information/data before in any way acting upon the same. MIPL shall not be liable for any harm, injury, loss or damage caused to the Subscriber due to default by the Subscriber's debtors/beneficiaries in fulfilling their obligations of any nature whatsoever. This Report or any of its portion shall not be used as a documentary evidence or otherwise before any investigative agencies or forum of law. This Report is confidential and proprietary to MIPL. The Subscriber and/or any other person(s) may not reproduce, publish or disclose any of the contents of the Report to others without the express authorization of MIPL. This Report is prepared and issued to the Subscriber without any risk, responsibility or liability on the part of MIPL or its officials.

ROYALTEA LTD - 530611

PAGE NO. : 5

Charity Number -
SIC07 Description TEA PROCESSING
Principal Activity

ADDITIONAL INFORMATION

CCJ's 0 (£0)
No CCJ Information To Display
Ultimate Holding Company -
Accountant -
Mortgages 0
Trade Debtors -
Group 0 companies
Linkages 0 companies
Countries In 0 countries

KEY FINANCIALS

Year to Date	Turnover	Pre Tax Profit	Shareholder's Funds	Employees
31/03/2017	-	-	£144,565	-
31/03/2016	-	-	£59,658	-
31/03/2015	-	-	£25,549	-

MORTGAGE SUMMARY

Total Mortgage 0
Outstanding 0
Satisfied 0

TRADE DEBTORS / BAD DEBT SUMMARY

Total Number of Documented Trade 1
Total Value of Documented Trade £576

COMMENTARY

The latest Balance Sheet indicates a very positive net working capital position.

The latest cash balances represent a positive level in terms of the overall outstanding creditor obligations.

DISCLAIMER : This Report is **PRIVATE & CONFIDENTIAL** and it is prepared at the request of and for its use by the Subscriber only. The Subscriber shall use the contents of the Report merely as an aid to its business. Mira Inform Private Limited ("MIPL") has collated information/data in the Report, which have not been verified unless otherwise specifically mentioned in the Report. The Subscriber shall independently verify the accuracy and correctness of the information/data before in any way acting upon the same. MIPL shall not be liable for any harm, injury, loss or damage caused to the Subscriber due to default by the Subscriber's debtors/beneficiaries in fulfilling their obligations of any nature whatsoever. This Report or any of its portion shall not be used as a documentary evidence or otherwise before any investigative agencies or forum of law. This Report is confidential and proprietary to MIPL. The Subscriber and/or any other person(s) may not reproduce, publish or disclose any of the contents of the Report to others without the express authorization of MIPL. This Report is prepared and issued to the Subscriber without any risk, responsibility or liability on the part of MIPL or its officials.

There has been an increase in shareholders funds compared with the previous balance sheet.
This company trades in an industry with a moderate level of corporate failures.

CCJ

Total Number of Exact CCJs -	0	Total Value of Exact CCJs -	
Total Number of Possible CCJs -	0	Total Value of Possible CCJs -	
Total Number of Satisfied CCJs -	0	Total Value of Satisfied CCJs -	
Total Number of Writs -	-		

Total Current Directors	1	Total Current Secretaries	1
Total Previous Directors / Company Secretaries	0	Total Person's With Significant Control	1

CURRENT DIRECTORS

Title	Mr	Function	Director
Name	Prakash Mohanlal Pandit	Nationality	British
Date of Birth	02/1956	Present Appointments	2
Latest Address	113 Evington Lane, Evington, Leicester, Leicestershire	Appointment Date	14/12/2005
Post Code	LE5 5PS		

CURRENT COMPANY SECRETARY
















Title	Mr	Function	Company Secretary
Name	Dharmesh Pandit	Nationality	British
Date of Birth	10/1980	Present Appointments	2
Latest Address	113 Evington Lane, Leicester, Leicestershire	Appointment Date	14/12/2005
Post Code	LE5 5PS		

TOP SHAREHOLDERS




Name	Currency	Share Count	Share Type	Nominal Value	% of Total Share Count
BHAVNA PANDIT	GBP	50	ORDINARY	1	50
MR PRAKASH PANDIT	GBP	50	ORDINARY	1	50

DISCLAIMER : This Report is **PRIVATE & CONFIDENTIAL** and it is prepared at the request of and for its use by the Subscriber only. The Subscriber shall use the contents of the Report merely as an aid to its business. Mira Inform Private Limited ("MIPL") has collated information/data in the Report, which have not been verified unless otherwise specifically mentioned in the Report. The Subscriber shall independently verify the accuracy and correctness of the information/data before in any way acting upon the same. MIPL shall not be liable for any harm, injury, loss or damage caused to the Subscriber due to default by the Subscriber's debtors/beneficiaries in fulfilling their obligations of any nature whatsoever. This Report or any of its portion shall not be used as a documentary evidence or otherwise before any investigative agencies or forum of law. This Report is confidential and proprietary to MIPL. The Subscriber and/or any other person(s) may not reproduce, publish or disclose any of the contents of the Report to others without the express authorization of MIPL. This Report is prepared and issued to the Subscriber without any risk, responsibility or liability on the part of MIPL or its officials.















PROFIT & LOSS

	Date Of Accounts	31/03/17	(%)	31/03/16	(%)	31/03/15	(%)	31/03/14	(%)	31/03/13
	Weeks	52	(%)	52	(%)	52	(%)	52	(%)	52
	Currency	GBP	(%)	GBP	(%)	GBP	(%)	GBP	(%)	GBP
	Consolidated A/cs	N	(%)	N	(%)	N	(%)	N	(%)	N
	Turnover	-	-	-	-	-	-	-	-	-
	Export	-	-	-	-	-	-	-	-	-
	Cost of Sales	-	-	-	-	-	-	-	-	-
	Gross Profit	-	-	-	-	-	-	-	-	-
	Wages & Salaries	-	-	-	-	-	-	-	-	-
	Directors Emoluments	-	-	-	-	-	-	-	-	-
	Operating Profit	-	-	-	-	-	-	-	-	-
	Depreciation	£10,240	23.6%	£8,285	-	-	-	£2,790	-	£2,790
	Audit Fees	-	-	-	-	-	100%	-	-	-
	Interest Payments	-	-	-	-	-	-	-	-	-
	Pre Tax Profit	-	-	-	-	-	-	-	-	-
	Taxation	-	-	-	-	-	-	-	-	-
	Profit After Tax	-	-	-	-	-	-	-	-	-
	Dividends Payable	-	-	-	-	-	-	-	-	-
	Retained Profit	-	-	-	-	-	-	-	-	-




BALANCE SHEET

	Date Of Accounts	31/03/17	(%)	31/03/16	(%)	31/03/15	(%)	31/03/14	(%)	31/03/13
	Tangible Assets	£41,003	47.3 %	£27,830	- 30.9 %	£40,282	999.9 %	£2,026	-57.9%	£4,816
	Intangible Assets	0	-	0	-	0	-	0	-	0
	Total Fixed Assets	£41,003	47.3 %	£27,830	- 30.9 %	£40,282	999.9 %	£2,026	-57.9%	£4,816



DISCLAIMER : This Report is **PRIVATE & CONFIDENTIAL** and it is prepared at the request of and for its use by the Subscriber only. The Subscriber shall use the contents of the Report merely as an aid to its business. Mira Inform Private Limited ("MIPL") has collated information/data in the Report, which have not been verified unless otherwise specifically mentioned in the Report. The Subscriber shall independently verify the accuracy and correctness of the information/data before in any way acting upon the same. MIPL shall not be liable for any harm, injury, loss or damage caused to the Subscriber due to default by the Subscriber's debtors/beneficiaries in fulfilling their obligations of any nature whatsoever. This Report or any of its portion shall not be used as a documentary evidence or otherwise before any investigative agencies or forum of law. This Report is confidential and proprietary to MIPL. The Subscriber and/or any other person(s) may not reproduce, publish or disclose any of the contents of the Report to others without the express authorization of MIPL. This Report is prepared and issued to the Subscriber without any risk, responsibility or liability on the part of MIPL or its officials.

	Stock	£53,947	77.5 %	£30,392	1%	£30,078	19.2%	£25,236	114%	£11,795
	Trade Debtors	£79,430	76.5 %	£45,002	-3.4%	£46,585	263.1 %	£12,829	38.6%	£9,256
	Cash	£170,120	63.7 %	£103,933	386%	£21,384	320.7 %	£5,083	155.4 %	£1,990
	Other Debtors	£8,885	26.2 %	£7,041	-	0	-	0	-	0
	Miscellaneous Current Assets	0	-	0	-	0	-	0	-	0
	Total Current Assets	£312,382	67.6 %	£186,368	90.1 %	£98,047	127.2 %	£43,148	87.3%	£23,041
	Trade Creditors	£63,616	81.3 %	£35,096	-59.5 %	£86,724	140.1 %	£36,127	72.5%	£20,948
	Bank Loans & Overdrafts	0	-	0	-	0	-	0	-	0
	Other Short Term Finance	0	-	0	-	0	-	0	-	0
	Miscellaneous Current Liabilities	£119,004	24.1 %	£95,878	-	0	-	0	-	0
	Total Current Liabilities	£182,620	39.4 %	£130,974	51%	£86,724	140.1 %	£36,127	72.5%	£20,948
	Bank Loans & Overdrafts and LTL	£26,200	11.2 %	£23,566	-9.6%	£26,056	44.8%	£18,000	-	£18,000
	Other Long Term Finance	0	-	0	-	0	-	0	-	0
	Total Long Term Liabilities	£26,200	11.2 %	£23,566	-9.6%	£26,056	44.8%	£18,000	-	£18,000






CAPITAL & RESERVES

	Date Of Accounts	31/03/17	(%)	31/03/16	(%)	31/03/15	(%)	31/03/14	(%)	31/03/13
	Called Up Share Capital	£1	-	£1	-	£1	-	£1	-	£1
	P & L Account Reserve	£144,564	142.3 %	£59,657	133.5 %	£25,548	385.3 %	-£8,954	19.3 %	-£11,092
	Revaluation Reserve	-	-	-	-	-	-	-	-	-



DISCLAIMER : This Report is **PRIVATE & CONFIDENTIAL** and it is prepared at the request of and for its use by the Subscriber only. The Subscriber shall use the contents of the Report merely as an aid to its business. Mira Inform Private Limited ("MIPL") has collated information/data in the Report, which have not been verified unless otherwise specifically mentioned in the Report. The Subscriber shall independently verify the accuracy and correctness of the information/data before in any way acting upon the same. MIPL shall not be liable for any harm, injury, loss or damage caused to the Subscriber due to default by the Subscriber's debtors/beneficiaries in fulfilling their obligations of any nature whatsoever. This Report or any of its portion shall not be used as a documentary evidence or otherwise before any investigative agencies or forum of law. This Report is confidential and proprietary to MIPL. The Subscriber and/or any other person(s) may not reproduce, publish or disclose any of the contents of the Report to others without the express authorization of MIPL. This Report is prepared and issued to the Subscriber without any risk, responsibility or liability on the part of MIPL or its officials.

	Sundry Reserves	-	-	-	-	-	-	-	-	-
	Shareholder Funds	£144,565	142.3%	£59,658	133.5%	£25,549	385.4%	£8,953	19.3%	£11,091

OTHER FINANCIAL ITEMS















	Date Of Accounts	31/03/17	(%)	31/03/16	(%)	31/03/15	(%)	31/03/14	(%)	31/03/13
	Net Worth	£144,565	142.3%	£59,658	133.5%	£25,549	385.4%	£8,953	19.3%	£11,091
	Working Capital	£129,762	134.3%	£55,394	389.2%	£11,323	61.3%	£7,021	235.5%	£2,093
	Total Assets	£353,385	65%	£214,198	54.8%	£138,329	206.2%	£45,174	62.2%	£27,857
	Total Liabilities	£208,820	35.1%	£154,540	37%	£112,780	108.4%	£54,127	39%	£38,948
	Net Assets	£144,565	142.3%	£59,658	133.5%	£25,549	385.4%	£8,953	19.3%	£11,091

MISCELLANEOUS

	Date Of Accounts	31/03/17	(%)	31/03/16	(%)	31/03/15	(%)	31/03/14	(%)	31/03/13
	Contingent Liability	NO	-	NO	-	NO	-	NO	-	NO
	Capital Employed	£170,765	105.2%	£83,224	61.3%	£51,605	470.4%	£9,047	30.9%	£6,909
	Number of Employees	-	-	-	-	-	-	-	-	-
	Accountants									
	Auditors									
	Auditor Comments	The company is exempt from audit								
	Bankers									
	Bank Branch Code									

DISCLAIMER : This Report is **PRIVATE & CONFIDENTIAL** and it is prepared at the request of and for its use by the Subscriber only. The Subscriber shall use the contents of the Report merely as an aid to its business. Mira Inform Private Limited ("MIPL") has collated information/data in the Report, which have not been verified unless otherwise specifically mentioned in the Report. The Subscriber shall independently verify the accuracy and correctness of the information/data before in any way acting upon the same. MIPL shall not be liable for any harm, injury, loss or damage caused to the Subscriber due to default by the Subscriber's debtors/beneficiaries in fulfilling their obligations of any nature whatsoever. This Report or any of its portion shall not be used as a documentary evidence or otherwise before any investigative agencies or forum of law. This Report is confidential and proprietary to MIPL. The Subscriber and/or any other person(s) may not reproduce, publish or disclose any of the contents of the Report to others without the express authorization of MIPL. This Report is prepared and issued to the Subscriber without any risk, responsibility or liability on the part of MIPL or its officials.

RATIOS

	Date Of Accounts	31/03/17	31/03/16	31/03/15	31/03/14	31/03/13
	Pre-tax profit margin %	-	-	-	-	-
	Current ratio	1.71	1.42	1.13	1.19	1.10
	Sales/Net Working Capital	-	-	-	-	-
	Gearing %	18.10	39.50	102	-201	-162.30
	Equity in %	40.90	27.90	18.50	-19.80	-39.80
	Creditor Days	-	-	-	-	-
	Debtor Days	-	-	-	-	-
	Liquidity/Acid Test	1.41	1.19	0.78	0.49	0.53
	Return On Capital Employed %	-	-	-	-	-
	Return On Total Assets Employed %	-	-	-	-	-
	Current Debt Ratio	1.26	2.19	3.39	-4.03	-1.88
	Total Debt Ratio	1.44	2.59	4.41	-6.04	-3.51
	Stock Turnover Ratio %	-	-	-	-	-
	Return on Net Assets Employed %	-	-	-	-	-

REPORT NOTES

There are no notes to display.

STATUS HISTORY

No Status History found

EVENT HISTORY

Date	Description
24/04/2018	Payment Data Update Received
05/01/2018	New Accounts Filed
05/01/2018	New Accounts Filed

DISCLAIMER : This Report is **PRIVATE & CONFIDENTIAL** and it is prepared at the request of and for its use by the Subscriber only. The Subscriber shall use the contents of the Report merely as an aid to its business. Mira Inform Private Limited ("MIPL") has collated information/data in the Report, which have not been verified unless otherwise specifically mentioned in the Report. The Subscriber shall independently verify the accuracy and correctness of the information/data before in any way acting upon the same. MIPL shall not be liable for any harm, injury, loss or damage caused to the Subscriber due to default by the Subscriber's debtors/beneficiaries in fulfilling their obligations of any nature whatsoever. This Report or any of its portion shall not be used as a documentary evidence or otherwise before any investigative agencies or forum of law. This Report is confidential and proprietary to MIPL. The Subscriber and/or any other person(s) may not reproduce, publish or disclose any of the contents of the Report to others without the express authorization of MIPL. This Report is prepared and issued to the Subscriber without any risk, responsibility or liability on the part of MIPL or its officials.

ROYALTEA LTD - 530611

PAGE NO. : 11

02/01/2018	Confirmation Statement
16/06/2017	New Accounts Filed
16/06/2017	New Accounts Filed
10/01/2017	Annual Returns
05/01/2017	New Accounts Filed
21/01/2016	Annual Returns
20/01/2016	Change in Reg.Office
20/01/2016	Change of Company Postcode
06/01/2016	New Accounts Filed
04/01/2015	Annual Returns
04/01/2015	New Accounts Filed
04/01/2015	New Accounts Filed

PREVIOUS COMPANY NAMES

No Previous Names found

WRIT DETAILS

No writs found

STATISTICS

Group	-
Linkages	0 companies
Countries	In 0 countries

SUMMARY

Holding Company	-
Ownership Status	
Ultimate Holding Company	-

GROUP STRUCTUREFULL

No Group Structure

DISCLAIMER : This Report is **PRIVATE & CONFIDENTIAL** and it is prepared at the request of and for its use by the Subscriber only. The Subscriber shall use the contents of the Report merely as an aid to its business. Mira Inform Private Limited ("MIPL") has collated information/data in the Report, which have not been verified unless otherwise specifically mentioned in the Report. The Subscriber shall independently verify the accuracy and correctness of the information/data before in any way acting upon the same. MIPL shall not be liable for any harm, injury, loss or damage caused to the Subscriber due to default by the Subscriber's debtors/beneficiaries in fulfilling their obligations of any nature whatsoever. This Report or any of its portion shall not be used as a documentary evidence or otherwise before any investigative agencies or forum of law. This Report is confidential and proprietary to MIPL. The Subscriber and/or any other person(s) may not reproduce, publish or disclose any of the contents of the Report to others without the express authorization of MIPL. This Report is prepared and issued to the Subscriber without any risk, responsibility or liability on the part of MIPL or its officials.

CREDITOR DETAILS

	Total Number	Total Value
Trade Creditors	0	-
No Creditor Data		

TRADE DEBTORS / BAD DEBT DETAIL

	Total Number of Documented Trade	Total Value of Documented Trade	
Trade Debtors	1	£576	
Company Name		Amount	Statement Date
Toor Wholesale Ltd		£576	22/03/2017

PREVIOUS DIRECTOR/COMPANY SECRETARIES

No Previous Director Details			
Total Persons With Significant Control	1	Total Statements	0
Active	1	Active	0
Ceased	0	Ceased	0

ACTIVE PERSONS WITH SIGNIFICANT CONTROL

Name	Mr Prakash Mohanlal Pandit	Kind	Individual Person With Significant Control
Address	Unit 36 Leicester Food Park, High View Close, Leicester	Country Of Residence	United Kingdom
Post Code	LE4 9LJ	Nationality	British
Date of Birth	02/1956	Notified On	06/04/2016
Nature Of Control	Ownership of shares - above 75%		

CEASED PERSONS WITH SIGNIFICANT CONTROL

No Ceased Persons With Significant Control To Display



MIRA INFORM PRIVATE LIMITED
605, Palmspring, Near D'Mart, Link Road,
Malad (West), Mumbai - 400 064. INDIA
Tel : 91-22-40448000 (44 lines)
Fax : 91-22-40448045 / 40448046
E-mail : mira@mirainform.com
info@mirainform.com
Website : <http://www.mirainform.com>
<http://www.miraglobalcheck.com>
<http://www.miraglobalcollections.com>

ROYALTEA LTD - 530611

PAGE NO. : 13

ACTIVE STATEMENTS

No Active Statements To Display

CEASED STATEMENTS

No Ceased Statements To Display

DISCLAIMER : This Report is **PRIVATE & CONFIDENTIAL** and it is prepared at the request of and for its use by the Subscriber only. The Subscriber shall use the contents of the Report merely as an aid to its business. Mira Inform Private Limited ("MIPL") has collated information/data in the Report, which have not been verified unless otherwise specifically mentioned in the Report. The Subscriber shall independently verify the accuracy and correctness of the information/data before in any way acting upon the same. MIPL shall not be liable for any harm, injury, loss or damage caused to the Subscriber due to default by the Subscriber's debtors/beneficiaries in fulfilling their obligations of any nature whatsoever. This Report or any of its portion shall not be used as a documentary evidence or otherwise before any investigative agencies or forum of law. This Report is confidential and proprietary to MIPL. The Subscriber and/or any other person(s) may not reproduce, publish or disclose any of the contents of the Report to others without the express authorization of MIPL. This Report is prepared and issued to the Subscriber without any risk, responsibility or liability on the part of MIPL or its officials.

FOREIGN EXCHANGE RATES

Currency	Unit	Indian Rupees
US Dollar	1	INR 72.68
UK Pound	1	INR 95.59
Euro	1	INR 84.90
GBP	1	INR 94.80

Note : Above are approximate rates obtained from sources believed to be correct

INFORMATION DETAILS

Analysis Done by :	VIVR
Report Prepared by :	TRU

DISCLAIMER : This Report is **PRIVATE & CONFIDENTIAL** and it is prepared at the request of and for its use by the Subscriber only. The Subscriber shall use the contents of the Report merely as an aid to its business. Mira Inform Private Limited ("MIPL") has collated information/data in the Report, which have not been verified unless otherwise specifically mentioned in the Report. The Subscriber shall independently verify the accuracy and correctness of the information/data before in any way acting upon the same. MIPL shall not be liable for any harm, injury, loss or damage caused to the Subscriber due to default by the Subscriber's debtors/beneficiaries in fulfilling their obligations of any nature whatsoever. This Report or any of its portion shall not be used as a documentary evidence or otherwise before any investigative agencies or forum of law. This Report is confidential and proprietary to MIPL. The Subscriber and/or any other person(s) may not reproduce, publish or disclose any of the contents of the Report to others without the express authorization of MIPL. This Report is prepared and issued to the Subscriber without any risk, responsibility or liability on the part of MIPL or its officials.

RATING EXPLANATIONS

Credit Rating	Explanation	Rating Comments
A++	Minimum Risk	Business dealings permissible with minimum risk of default
A+	Low Risk	Business dealings permissible with low risk of default
A	Acceptable Risk	Business dealings permissible with moderate risk of default
B	Medium Risk	Business dealings permissible on a regular monitoring basis
C	Medium High Risk	Business dealings permissible preferably on secured basis
D	High Risk	Business dealing not recommended or on secured terms only
NB	New Business	No recommendation can be done due to business in infancy stage
NT	No Trace	No recommendation can be done as the business is not traceable

NB is stated where there is insufficient information to facilitate rating. However, it is not to be considered as unfavourable.

This score serves as a reference to assess SC's credit risk and to set the amount of credit to be extended. It is calculated from a composite of weighted scores obtained from each of the major sections of this report. The assessed factors are as follows:

- Financial condition covering various ratios
- Company background and operations size
- Promoters / Management background
- Payment record
- Litigation against the subject
- Industry scenario / competitor analysis
- Supplier / Customer / Banker review (wherever available)