

MIRA INFORM REPORT

Report No. :	531324
Report Date :	22.09.2018

IDENTIFICATION DETAILS

Name :	BRITANIC INTERNATIONAL LTD
Formerly Known As :	BRITANIC INTERNATIONAL TRADING LIMITED
Registered Office :	86 - 90 Paul Street, London, EC2A 4NE
Country :	United Kingdom
Financials (as on) :	30.04.2017
Date of Incorporation :	10.10.1994
Com. Reg. No.:	02977318
Legal Form :	Private Limited with Share Capital
Line of Business :	Non-Specialized Wholesale Trade [We tried to confirm / obtain the detailed activity but the same is not available from any sources]
No. of Employees :	2 [2017]

RATING & COMMENTS

(Mira Inform has adopted New Rating mechanism w.e.f. 23rd January 2017)

MIRA's Rating : A+

Credit Rating	Explanation	Rating Comments
A+	Low Risk	Business dealings permissible with low risk of default

Status :	Good
Payment Behaviour :	Regular
Litigation :	Clear

DISCLAIMER : This Report is **PRIVATE & CONFIDENTIAL** and it is prepared at the request of and for its use by the Subscriber only. The Subscriber shall use the contents of the Report merely as an aid to its business. Mira Inform Private Limited ("MIPL") has collated information/data in the Report, which have not been verified unless otherwise specifically mentioned in the Report. The Subscriber shall independently verify the accuracy and correctness of the information/data before in any way acting upon the same. MIPL shall not be liable for any harm, injury, loss or damage caused to the Subscriber due to default by the Subscriber's debtors/beneficiaries in fulfilling their obligations of any nature whatsoever. This Report or any of its portion shall not be used as a documentary evidence or otherwise before any investigative agencies or forum of law. This Report is confidential and proprietary to MIPL. The Subscriber and/or any other person(s) may not reproduce, publish or disclose any of the contents of the Report to others without the express authorization of MIPL. This Report is prepared and issued to the Subscriber without any risk, responsibility or liability on the part of MIPL or its officials.

NOTES :

Any query related to this report can be made on e-mail : infodept@mirainform.com while quoting report number, name and date.

ECGC Country Risk Classification List

Country Name	Previous Rating (31.12.2017)	Current Rating (01.04.2018)
United Kingdom	A1	A1

Risk Category	ECGC Classification
Insignificant	A1
Low Risk	A2
Moderately Low Risk	B1
Moderate Risk	B2
Moderately High Risk	C1
High Risk	C2
Very High Risk	D

UNITED KINGDOM - ECONOMIC OVERVIEW

The UK, a leading trading power and financial center, is the third largest economy in Europe after Germany and France. Agriculture is intensive, highly mechanized, and efficient by European standards, producing about 60% of food needs with less than 2% of the labor force. The UK has large coal, natural gas, and oil resources, but its oil and natural gas reserves are declining; the UK has been a net importer of energy since 2005. Services, particularly banking, insurance, and business services, are key drivers of British GDP growth. Manufacturing, meanwhile, has declined in importance but still accounts for about 10% of economic output.

In 2008, the global financial crisis hit the economy particularly hard, due to the importance of its financial sector. Falling home prices, high consumer debt, and the global economic slowdown compounded the UK's economic problems, pushing the economy into recession in the latter half of 2008 and prompting the then BROWN (Labour) government to implement a number of measures to stimulate the economy and stabilize the financial markets. Facing burgeoning public deficits and debt levels, in 2010 the then CAMERON-led coalition government (between Conservatives and Liberal Democrats) initiated an austerity program, which has continued under the Conservative government. However, the deficit still remains one of the highest in the G7, standing at 3.6% of GDP as of 2017, and the UK has pledged to lower its corporation tax from 20% to 17% by 2020. The UK had a debt burden of 90.4% GDP at the end of 2017.

The UK economy has begun to slow since the referendum vote to leave the EU in June 2016. A sustained depreciation of the British pound has increased consumer and producer prices, weighing on consumer spending without spurring a meaningful increase in exports. The UK has an extensive trade relationship with other EU members through its single market membership, and economic observers have warned the exit will jeopardize its position as the central location for European financial services. Prime Minister MAY is seeking a new "deep and special" trade relationship with the EU following the UK's exit. However, economists doubt that the UK will be able to preserve the benefits of EU membership without the obligations. The UK is expected to officially leave the EU by the end of March 2019.

Source : CIA

COMPANY SUMMARY

Registered Address

86 - 90 Paul Street
London
EC2A 4NE

Trading Address

86 - 90 Paul Street
London
EC2A 4NE
EC2A 4NE

Website Address	http://www.britanicintl.com
Company Number	02977318
Telephone Number	02038268824
Fax Number	-
TPS	No
FPS	Yes
Incorporation Date	10/10/1994
Previous Name	BRITANIC INTERNATIONAL TRADING LIMITED
Type	Private Limited with Share Capital
FTSE Index	-
Date of Change	26/07/2018
Filing Date of Accounts	05/04/2018
Currency	GBP
Share Capital	£10
SIC07	46900
Charity Number	-
SIC07 Description	Non-Specialized Wholesale Trade
Principal Activity	-

ADDITIONAL INFORMATION

CCJ's 0 (£0)
No CCJ Information To Display

Ultimate Holding Company	-
Accountant	-
Mortgages	1
Group	0 companies
Linkages	0 companies
Countries	In 0 countries

DISCLAIMER : This Report is **PRIVATE & CONFIDENTIAL** and it is prepared at the request of and for its use by the Subscriber only. The Subscriber shall use the contents of the Report merely as an aid to its business. Mira Inform Private Limited ("MIPL") has collated information/data in the Report, which have not been verified unless otherwise specifically mentioned in the Report. The Subscriber shall independently verify the accuracy and correctness of the information/data before in any way acting upon the same. MIPL shall not be liable for any harm, injury, loss or damage caused to the Subscriber due to default by the Subscriber's debtors/beneficiaries in fulfilling their obligations of any nature whatsoever. This Report or any of its portion shall not be used as a documentary evidence or otherwise before any investigative agencies or forum of law. This Report is confidential and proprietary to MIPL. The Subscriber and/or any other person(s) may not reproduce, publish or disclose any of the contents of the Report to others without the express authorization of MIPL. This Report is prepared and issued to the Subscriber without any risk, responsibility or liability on the part of MIPL or its officials.

KEY FINANCIALS

Year to Date	Turnover	Pre Tax Profit	Shareholder	Funds Employees
30.04.2017	-	-	£164,309	2
30.04.2016	-	-	£110,798	2
30.04.2015	-	-	£60,747	-

MORTGAGE SUMMARY

Total Mortgage	1
Outstanding	1
Satisfied	0

TRADE DEBTORS / BAD DEBT SUMMARY

Total Number of Documented Trade	0
Total Value of Documented Trade	£0

COMMENTARY

This company has been treated as a Small company.
The latest Balance Sheet indicates a very positive net working capital position.
The latest cash balances represent a positive level in terms of the overall outstanding creditor obligations.
There has been an increase in shareholders funds compared with the previous balance sheet.
This company trades in an industry with a moderate level of corporate failures.

CCJ

Total Number of Exact CCJs -	0	Total Value of Exact CCJs -	
Total Number of Possible CCJs -	0	Total Value of Possible CCJs -	
Total Number of Satisfied CCJs -	0	Total Value of Satisfied CCJs -	
Total Number of Writs -	-		

Total Current Directors	1	Total Current Secretaries	1
Total Previous Directors / Company Secretaries	3	Total Person's With Significant Control	1

CURRENT DIRECTORS

Title	Mr	Function	Director
Name	Boualem Zouaber	Nationality	British
Date of Birth	08/1961	Present Appointments	1
Latest Address	56 Bennett Court, Enfield Road Acton, London	Appointment Date	10/10/1994
Post Code	W3 8RA		



CURRENT COMPANY SECRETARY

Title		Function	Company Secretary
Name	Nassima Zouaber	Nationality	Algerian
Date of Birth	01/1975	Present Appointments	1
Latest Address	56 Bennett Court, Enfield Road, Acton, London	Appointment Date	20/10/2000
Post Code	W3 8RA		














TOP SHAREHOLDERS

Name	Currency	Share Count	Share Type	Nominal Value	% of Total Share Count
BOULAM ZOUABER	GBP	10	ORDINARY	1	100









PROFIT & LOSS

	Date Of Accounts	30/04/17 (%)	30/04/16 (%)	30/04/15 (%)	30/04/14 (%)	30/04/13 (%)
	Weeks	52 (%)	52 (%)	52 (%)	52 (%)	52 (%)
	Currency	GBP (%)	GBP (%)	GBP (%)	GBP (%)	GBP (%)
	Consolidated A/cs	N (%)	N (%)	N (%)	N (%)	N (%)
	Turnover	-	-	-	-	-
	Export	-	-	-	-	-










DISCLAIMER : This Report is **PRIVATE & CONFIDENTIAL** and it is prepared at the request of and for its use by the Subscriber only. The Subscriber shall use the contents of the Report merely as an aid to its business. Mira Inform Private Limited ("MIPL") has collated information/data in the Report, which have not been verified unless otherwise specifically mentioned in the Report. The Subscriber shall independently verify the accuracy and correctness of the information/data before in any way acting upon the same. MIPL shall not be liable for any harm, injury, loss or damage caused to the Subscriber due to default by the Subscriber's debtors/beneficiaries in fulfilling their obligations of any nature whatsoever. This Report or any of its portion shall not be used as a documentary evidence or otherwise before any investigative agencies or forum of law. This Report is confidential and proprietary to MIPL. The Subscriber and/or any other person(s) may not reproduce, publish or disclose any of the contents of the Report to others without the express authorization of MIPL. This Report is prepared and issued to the Subscriber without any risk, responsibility or liability on the part of MIPL or its officials.

	Cost of Sales	-	-	-	-	-	-	-	-	-
	Gross Profit	-	-	-	-	-	-	-	-	-
	Wages & Salaries	-	-	-	-	-	-	-	-	-
	Directors Emoluments	-	-	-	-	-	-	-	-	-
	Operating Profit	-	-	-	-	-	-	-	-	-
	Depreciation	£725	283.6%	£189	-	£251	55.9%	£161	-	£214
					24.7%				24.8%	
	Audit Fees	-	-	-	-	-	-	-	-	-
	Interest Payments	-	-	-	-	-	-	-	-	-
	Pre Tax Profit	-	-	-	-	-	-	-	-	-
	Taxation	-	-	-	-	-	-	-	-	-
	Profit After Tax	-	-	-	-	-	-	-	-	-
	Dividends Payable	-	-	-	-	-	-	-	-	-
	Retained Profit	-	-	-	-	-	-	-	-	-






BALANCE SHEET

	Date Of Accounts	30/04/17	(%)	30/04/16	(%)	30/04/15	(%)	30/04/14	(%)	30/04/13
	Tangible Assets	£2,176	285.1 %	£565	-25.1%	£754	56.8 %	£481	-25.1%	£642
	Intangible Assets	0	-	0	-	0	-	0	-	0
	Total Fixed Assets	£2,176	285.1 %	£565	-25.1%	£754	56.8 %	£481	-25.1%	£642
	Stock	0	-	0	-	0	-	0	-	0
	Trade Debtors	£346,683	797.4 %	£38,633	-82.4%	£218,893	-7.8%	£237,406	26%	£188,346
	Cash	£100,322	302.3 %	£24,940	-52.5%	£52,491	37.9 %	£38,065	999.9 %	£2,839
	Other Debtors	£1,966	-99.5%	£376,527	-	0	-	0	-	0
	Miscellaneous Current Assets	0	-	0	-	0	-	0	-	0

DISCLAIMER : This Report is **PRIVATE & CONFIDENTIAL** and it is prepared at the request of and for its use by the Subscriber only. The Subscriber shall use the contents of the Report merely as an aid to its business. Mira Inform Private Limited ("MIPL") has collated information/data in the Report, which have not been verified unless otherwise specifically mentioned in the Report. The Subscriber shall independently verify the accuracy and correctness of the information/data before in any way acting upon the same. MIPL shall not be liable for any harm, injury, loss or damage caused to the Subscriber due to default by the Subscriber's debtors/beneficiaries in fulfilling their obligations of any nature whatsoever. This Report or any of its portion shall not be used as a documentary evidence or otherwise before any investigative agencies or forum of law. This Report is confidential and proprietary to MIPL. The Subscriber and/or any other person(s) may not reproduce, publish or disclose any of the contents of the Report to others without the express authorization of MIPL. This Report is prepared and issued to the Subscriber without any risk, responsibility or liability on the part of MIPL or its officials.






	Total Current Assets	£448,971	2%	£440,100	62.2%	£271,384	-1.5%	£275,471	44.1%	£191,185
	Trade Creditors	£140,804	53.3%	£91,843	-41.7%	£157,615	8.5%	£145,300	124.1%	£64,825
	Bank Loans & Overdrafts	0	-	0	-	0	-	0	-	0
	Other Short Term Finance	0	-100%	£2,392	-	0	-	0	-	0
	Miscellaneous Current Liabilities	£16,281	-13.4%	£18,795	-	0	-	0	-	0
	Total Current Liabilities	£157,085	39%	£113,030	-28.3%	£157,615	8.5%	£145,300	124.1%	£64,825
	Bank Loans & Overdrafts and LTL	£129,753	-40.2%	£216,837	303.2%	£53,776	-43.1%	£94,431	-19%	£116,651
	Other Long Term Finance	0	-	0	-	0	-	0	-	0
	Total Long Term Liabilities	£129,753	-40.2%	£216,837	303.2%	£53,776	-43.1%	£94,431	-19%	£116,651

CAPITAL & RESERVES





	Date Of Accounts	30/04/17	(%)	30/04/16	(%)	30/04/15	(%)	30/04/14	(%)	30/04/13
	Called Up Share Capital	£10	-	£10	-	£10	-	£10	-	£10
	P & L Account Reserve	£164,299	48.3%	£110,788	82.4%	£60,737	67.7%	£36,211	250.2%	£10,341
	Revaluation Reserve	-	-	-	-	-	-	-	-	-
	Sundry Reserves	-	-	-	-	-	-	-	-	-
	Shareholder Funds	£164,309	48.3%	£110,798	82.4%	£60,747	67.7%	£36,221	249.9%	£10,351

DISCLAIMER : This Report is **PRIVATE & CONFIDENTIAL** and it is prepared at the request of and for its use by the Subscriber only. The Subscriber shall use the contents of the Report merely as an aid to its business. Mira Inform Private Limited ("MIPL") has collated information/data in the Report, which have not been verified unless otherwise specifically mentioned in the Report. The Subscriber shall independently verify the accuracy and correctness of the information/data before in any way acting upon the same. MIPL shall not be liable for any harm, injury, loss or damage caused to the Subscriber due to default by the Subscriber's debtors/beneficiaries in fulfilling their obligations of any nature whatsoever. This Report or any of its portion shall not be used as a documentary evidence or otherwise before any investigative agencies or forum of law. This Report is confidential and proprietary to MIPL. The Subscriber and/or any other person(s) may not reproduce, publish or disclose any of the contents of the Report to others without the express authorization of MIPL. This Report is prepared and issued to the Subscriber without any risk, responsibility or liability on the part of MIPL or its officials.



OTHER FINANCIAL ITEMS

	Date Of Accounts	30/04/17	(%)	30/04/16	(%)	30/04/15	(%)	30/04/14	(%)	30/04/13
	Net Worth	£164,309	48.3%	£110,798	82.4%	£60,747	67.7%	£36,221	249.9%	£10,351
	Working Capital	£291,886	-10.8%	£327,070	187.5%	£113,769	-12.6%	£130,171	3%	£126,360
	Total Assets	£451,147	2.4%	£440,665	61.9%	£272,138	-1.4%	£275,952	43.9%	£191,827
	Total Liabilities	£286,838	-13%	£329,867	56%	£211,391	-11.8%	£239,731	32.1%	£181,476
	Net Assets	£164,309	48.3%	£110,798	82.4%	£60,747	67.7%	£36,221	249.9%	£10,351

CASH FLOW

	Date Of Accounts	30/04/17	(%)	30/04/16	(%)	30/04/15	(%)	30/04/14	(%)	30/04/13
	Net Cashflow from Operations	-	-	-	-	-	-	-	-	-
	Net Cashflow before Financing	-	-	-	-	-	-	-	-	-
	Net Cashflow from Financing	-	-	-	-	-	-	-	-	-
	Increase in Cash	-	-	-	-	-	-	-	-	-















MISCELLANEOUS

	Date Of Accounts	30/04/17	(%)	30/04/16	(%)	30/04/15	(%)	30/04/14	(%)	30/04/13
	Contingent Liability	NO	-	NO	-	NO	-	NO	-	NO
	Capital Employed	£294,062	-10.2%	£327,635	186.1%	£114,523	-12.3%	£130,652	2.9%	£127,002
	Number of Employees	2	-	2	-	-	-	-	-	-
	Accountants									
	Auditors									
	Auditor Comments	The company is exempt from audit								

DISCLAIMER : This Report is **PRIVATE & CONFIDENTIAL** and it is prepared at the request of and for its use by the Subscriber only. The Subscriber shall use the contents of the Report merely as an aid to its business. Mira Inform Private Limited ("MIPL") has collated information/data in the Report, which have not been verified unless otherwise specifically mentioned in the Report. The Subscriber shall independently verify the accuracy and correctness of the information/data before in any way acting upon the same. MIPL shall not be liable for any harm, injury, loss or damage caused to the Subscriber due to default by the Subscriber's debtors/beneficiaries in fulfilling their obligations of any nature whatsoever. This Report or any of its portion shall not be used as a documentary evidence or otherwise before any investigative agencies or forum of law. This Report is confidential and proprietary to MIPL. The Subscriber and/or any other person(s) may not reproduce, publish or disclose any of the contents of the Report to others without the express authorization of MIPL. This Report is prepared and issued to the Subscriber without any risk, responsibility or liability on the part of MIPL or its officials.

	Bankers	
	Bank Branch Code	

RATIOS

	Date Of Accounts	30/04/17	30/04/16	30/04/15	30/04/14	30/04/13
	Pre-tax profit margin %	-	-	-	-	-
	Current ratio	2.86	3.89	1.72	1.90	2.95
	Sales/Net Working Capital	-	-	-	-	-
	Gearing %	79	195.70	88.50	260.70	1127
	Equity in %	36.40	25.10	22.30	13.10	5.40
	Creditor Days	-	-	-	-	-
	Debtor Days	-	-	-	-	-
	Liquidity/Acid Test	2.85	3.89	1.72	1.89	2.94
	Return On Capital Employed %	-	-	-	-	-
	Return On Total Assets Employed %	-	-	-	-	-
	Current Debt Ratio	0.95	1.02	2.59	4.01	6.26
	Total Debt Ratio	1.74	2.97	3.47	6.61	17.53
	Stock Turnover Ratio %	-	-	-	-	-
	Return on Net Assets Employed %	-	-	-	-	-

Report Notes

There are no notes to display.

Status History

No Status History found

EVENT HISTORY

Date	Description
30/07/2018	Change of Name
12/07/2018	Change in Reg.Office

DISCLAIMER : This Report is **PRIVATE & CONFIDENTIAL** and it is prepared at the request of and for its use by the Subscriber only. The Subscriber shall use the contents of the Report merely as an aid to its business. Mira Inform Private Limited ("MIPL") has collated information/data in the Report, which have not been verified unless otherwise specifically mentioned in the Report. The Subscriber shall independently verify the accuracy and correctness of the information/data before in any way acting upon the same. MIPL shall not be liable for any harm, injury, loss or damage caused to the Subscriber due to default by the Subscriber's debtors/beneficiaries in fulfilling their obligations of any nature whatsoever. This Report or any of its portion shall not be used as a documentary evidence or otherwise before any investigative agencies or forum of law. This Report is confidential and proprietary to MIPL. The Subscriber and/or any other person(s) may not reproduce, publish or disclose any of the contents of the Report to others without the express authorization of MIPL. This Report is prepared and issued to the Subscriber without any risk, responsibility or liability on the part of MIPL or its officials.

12/07/2018	Change of Company Postcode
11/04/2018	New Accounts Filed
11/04/2018	New Accounts Filed
01/02/2018	Payment Data Update Received
30/10/2017	Confirmation Statement
07/03/2017	New Accounts Filed
25/10/2016	Annual Returns
19/12/2015	New Accounts Filed
20/10/2015	Annual Returns
01/02/2015	New Accounts Filed
01/11/2014	Annual Returns
30/01/2014	New Accounts Filed
24/10/2013	Annual Returns

Previous Company Names

Date	Previous Name
26/07/2018	BRITANIC INTERNATIONAL TRADING LIMITED

Writ Details

No writs found

Statistics

Group	-
Linkages	0 companies
Countries	In 0 countries

Summary

Holding Company	-
Ownership Status	
Ultimate Holding Company	-

Group StructureFull

No Group Structure

MORTGAGE DETAILS

Mortgage Type:	DEBENTURE
Date Charge Created:	20/09/07
Date Charge Registered:	28/09/07
Date Charge Satisfied:	-
Status:	OUTSTANDING
Person(s) Entitled:	HSBC BANK PLC
Amount Secured:	ALL MONIES DUE OR TO BECOME DUE FROM THE COMPANY TO THE CHARGE ON ANY ACCOUNT WHATSOEVER
Details:	FIXED AND FLOATING CHARGES OVER THE UNDERTAKING AND ALL

DISCLAIMER : This Report is **PRIVATE & CONFIDENTIAL** and it is prepared at the request of and for its use by the Subscriber only. The Subscriber shall use the contents of the Report merely as an aid to its business. Mira Inform Private Limited ("MIPL") has collated information/data in the Report, which have not been verified unless otherwise specifically mentioned in the Report. The Subscriber shall independently verify the accuracy and correctness of the information/data before in any way acting upon the same. MIPL shall not be liable for any harm, injury, loss or damage caused to the Subscriber due to default by the Subscriber's debtors/beneficiaries in fulfilling their obligations of any nature whatsoever. This Report or any of its portion shall not be used as a documentary evidence or otherwise before any investigative agencies or forum of law. This Report is confidential and proprietary to MIPL. The Subscriber and/or any other person(s) may not reproduce, publish or disclose any of the contents of the Report to others without the express authorization of MIPL. This Report is prepared and issued to the Subscriber without any risk, responsibility or liability on the part of MIPL or its officials.

	PROPERTY AND ASSETS PRESENT AND FUTURE INCLUDING GOODWILL BOOKDEBTS UNCALLED CAPITAL BUILDINGS FIXTURES FIXED PLANT AND MACHINERY SEE THE MORTGAGE CHARGE DOCUMENT FOR FULL DETAILS
--	---

PREVIOUS DIRECTOR/COMPANY SECRETARIES

Name	Current Appointments	Active	Previous Appointments	Dissolved Companies
Nimira Patel	0		1	0
PARAMOUNT PROPERTIES (UK) LIMITED	0		3492	33580
PARAMOUNT COMPANY SEARCHES LIMITED	0		3529	34094
Total Persons With Significant Control	1	Total Statements		0
Active	1	Active		0
Ceased	0	Ceased		0

ACTIVE PERSONS WITH SIGNIFICANT CONTROL

Name	Mr Boualem Zouaber	Kind	Individual Person With Significant Control
Address	86 - 90 Paul Street, London	Country Of Residence	England
Post Code	EC2A 4NE	Nationality	British
Date of Birth	08/1961	Notified On	10/10/2016
Nature Of Control	Ownership Of Shares 75 To 100 Percent, Voting Rights 75 To 100 Percent		

Ceased Persons With Significant Control

No Ceased Persons With Significant Control To Display

Active Statements

No Active Statements To Display

Ceased Statements

No Ceased Statements To Display

FOREIGN EXCHANGE RATES

Currency	Unit	Indian Rupees
US Dollar	1	INR 71.85
UK Pound	1	INR 95.15
Euro	1	INR 84.68
GBP	1	INR 94.47

Note : Above are approximate rates obtained from sources believed to be correct

INFORMATION DETAILS

Analysis Done by :	NIY
Report Prepared by :	TPT

DISCLAIMER : This Report is **PRIVATE & CONFIDENTIAL** and it is prepared at the request of and for its use by the Subscriber only. The Subscriber shall use the contents of the Report merely as an aid to its business. Mira Inform Private Limited ("MIPL") has collated information/data in the Report, which have not been verified unless otherwise specifically mentioned in the Report. The Subscriber shall independently verify the accuracy and correctness of the information/data before in any way acting upon the same. MIPL shall not be liable for any harm, injury, loss or damage caused to the Subscriber due to default by the Subscriber's debtors/beneficiaries in fulfilling their obligations of any nature whatsoever. This Report or any of its portion shall not be used as a documentary evidence or otherwise before any investigative agencies or forum of law. This Report is confidential and proprietary to MIPL. The Subscriber and/or any other person(s) may not reproduce, publish or disclose any of the contents of the Report to others without the express authorization of MIPL. This Report is prepared and issued to the Subscriber without any risk, responsibility or liability on the part of MIPL or its officials.

RATING EXPLANATIONS

Credit Rating	Explanation	Rating Comments
A++	Minimum Risk	Business dealings permissible with minimum risk of default
A+	Low Risk	Business dealings permissible with low risk of default
A	Acceptable Risk	Business dealings permissible with moderate risk of default
B	Medium Risk	Business dealings permissible on a regular monitoring basis
C	Medium High Risk	Business dealings permissible preferably on secured basis
D	High Risk	Business dealing not recommended or on secured terms only
NB	New Business	No recommendation can be done due to business in infancy stage
NT	No Trace	No recommendation can be done as the business is not traceable

NB is stated where there is insufficient information to facilitate rating. However, it is not to be considered as unfavourable.

This score serves as a reference to assess SC's credit risk and to set the amount of credit to be extended. It is calculated from a composite of weighted scores obtained from each of the major sections of this report. The assessed factors are as follows:

- Financial condition covering various ratios
- Company background and operations size
- Promoters / Management background
- Payment record
- Litigation against the subject
- Industry scenario / competitor analysis
- Supplier / Customer / Banker review (wherever available)