

## MIRA INFORM REPORT

<b>Report No. :</b>	531391
<b>Report Date :</b>	22.09.2018

### IDENTIFICATION DETAILS

<b>Name :</b>	CG POWER AND INDUSTRIAL SOLUTIONS LIMITED (w.e.f. 27.02.2017)
<b>Formerly Known As :</b>	CROMPTON GREAVES LIMITED
<b>Registered Office :</b>	6 <sup>th</sup> Floor, C.G. House, Dr. Annie Besant Road, Worli, Mumbai – 400030, Maharashtra
<b>Tel. No.:</b>	91-22-24237777 / 24237764 / 24237765
<b>Country :</b>	India
<b>Financials (as on) :</b>	31.03.2018
<b>Date of Incorporation :</b>	28.04.1937
<b>CIN No.:</b> [Company Identification No.]	L99999MH1937PLC002641
<b>Capital Investment / Paid-up Capital :</b>	INR 1253.500 Million
<b>IEC No.:</b> [Import-Export Code No.]	0388062916
<b>PAN No.:</b> [Permanent Account No.]	AAACC3840K
<b>GSTN :</b> [Goods & Service Tax Registration No.]	27AAACC3840K1ZP
<b>Legal Form :</b>	A Public Limited Liability Company. The Company's Shares are Listed on the Stock Exchanges.
<b>Line of Business :</b>	The Company is a global enterprises providing end-to-end solutions to utilities, industries and consumers for this management and application of efficient and sustainable electrical energy. (Registered activity)
<b>No. of Employees :</b>	3377 (Approximately)

**RATING & COMMENTS**

(Mira Inform has adopted New Rating mechanism w.e.f. 23<sup>rd</sup> January 2017)

**MIRA's Rating :**

A

Credit Rating	Explanation	Rating Comments
A	Acceptable Risk	Business dealings permissible with moderate risk of default

<b>Status :</b>	Good
<b>Payment Behaviour :</b>	Slow but correct
<b>Litigation :</b>	Exist
<b>Comments :</b>	<p>Subject was incorporated in 1937 in India and it is one of the world's leading engineering corporations. It offers power products including power and distribution transformers, switchgears, circuit breakers, vacuum interrupters, network protection and control gears and reactors, power supervisory control and data acquisition systems.</p> <p>As per the financial quarterly records of June 2018, the company has earned revenue of INR 11798 million.</p> <p>As per the financial record of March 2018, the company has achieved 6.68% growth in its revenue as compared to the previous year but has incurred operational losses.</p> <p>Rating takes into consideration the company's well-established track record of business operations along with reputed brand name in electrical products segment backed by diversified product portfolio and distribution networks.</p> <p>Rating also takes into account of company satisfactory financial base on standalone basis marked by its above average debt coverage indicators along with strong net worth base and average liquidity position.</p> <p>The company has its share price trading at around INR 51.70 on BSE as on September 21, 2018 as against the Face Value of INR 2.</p> <p>However, rating is constrained as the CG Power had to raise debt in India to settle overseas debt and finance overseas losses. The company's overseas businesses debt was valued around \$16,000 million before the company started disposing off its overseas assets.</p> <p>The company has sold its US-based step-down subsidiary CG Power USA, which is primarily a transformer manufacturer to Brazilian firm WEG at an enterprise value of \$37 million.</p> <p>The deal is part of company's strategy of reducing debt by selling its business abroad (except in Indonesia) as the company intends to focus its core</p>

	<p>operations and core market in India.</p> <p>Business is active. Payment seems to be slow but correct.</p> <p>In view of aforesaid, the company can be considered for business dealings at usual trade terms and condition.</p> <p>NOTE: In respect of discontinued Distribution Franchise business (Jalgaon), the company and Maharashtra State Electricity Distribution Company Limited (MSEDCL) have raised demand on each other and the matter is under dispute. The company and MSEDCL are in the process of constituting a Permanent Dispute Resolution Body (PDRB) to arrive at a solution in near future. However, considering the prudent view, the company had provided/ written off amount of INR 300.000 Million towards receivable from MSEDCL during the quarter ended 30th September, 2017, which is disclosed under Discontinued Operations.</p>
--	--------------------------------------------------------------------------------------------------------------------------------------------------------------------------------------------------------------------------------------------------------------------------------------------------------------------------------------------------------------------------------------------------------------------------------------------------------------------------------------------------------------------------------------------------------------------------------------------------------------------------------------------------------------------------------------------------------------------------------------------------------------------------------------------------------------------------------------------------------------------

**NOTES :**

Any query related to this report can be made on e-mail : [infodept@mirainform.com](mailto:infodept@mirainform.com) while quoting report number, name and date.

**ECGC Country Risk Classification List**

Country Name	Previous Rating (31.12.2017)	Current Rating (01.04.2018)
India	A1	A1

Risk Category	ECGC Classification
Insignificant	A1
Low Risk	A2
Moderately Low Risk	B1
Moderate Risk	B2
Moderately High Risk	C1
High Risk	C2
Very High Risk	D

**EXTERNAL AGENCY RATING**

<b>Rating Agency Name</b>	INDIA RATING
<b>Rating</b>	Long Term Loans = AA
<b>Rating Explanation</b>	High degree of safety and very low credit risk
<b>Date :</b>	29.06.2017
<b>Rating Agency Name</b>	INDIA RATING

**DISCLAIMER :** This Report is **PRIVATE & CONFIDENTIAL** and it is prepared at the request of and for its use by the Subscriber only. The Subscriber shall use the contents of the Report merely as an aid to its business. Mira Inform Private Limited ("MIPL") has collated information/data in the Report, which have not been verified unless otherwise specifically mentioned in the Report. The Subscriber shall independently verify the accuracy and correctness of the information/data before in any way acting upon the same. MIPL shall not be liable for any harm, injury, loss or damage caused to the Subscriber due to default by the Subscriber's debtors/beneficiaries in fulfilling their obligations of any nature whatsoever. This Report or any of its portion shall not be used as a documentary evidence or otherwise before any investigative agencies or forum of law. This Report is confidential and proprietary to MIPL. The Subscriber and/or any other person(s) may not reproduce, publish or disclose any of the contents of the Report to others without the express authorization of MIPL. This Report is prepared and issued to the Subscriber without any risk, responsibility or liability on the part of MIPL or its officials.

<b>Rating</b>	Short Term Loans = A1+
<b>Rating Explanation</b>	Very strong degree of safety and carry lowest credit risk
<b>Date</b>	29.06.2017

**RBI DEFAULTERS' LIST STATUS**

Subject's name is not enlisted as a defaulter in the publicly available RBI Defaulters' list.

**EPF (Employee Provident Fund) DEFAULTERS' LIST STATUS**

Subject's name is not enlisted as a defaulter in the publicly available EPF (Employee Provident Fund) Defaulters' list as of 31-03-2018.

**BIFR (Board for Industrial & Financial Reconstruction) LISTING STATUS**

Subject's name is not listed as a Sick Unit in the publicly available BIFR (Board for Industrial & Financial Reconstruction) list as of 22.09.2018

**IBBI (Insolvency and Bankruptcy Board of India) LISTING STATUS**

Subject's name is not listed in the publicly available IBBI (Insolvency and Bankruptcy Board of India) list as of report date.

**INFORMATION DENIED**

**MANAGEMENT NON-COOPERATIVE –Tel. No.: 91-22-24237777**

**Tel. No.: 91-22-24237764 (Ringing)**

**LOCATIONS**

<b>Registered Office :</b>	6 <sup>th</sup> Floor, C.G. House, Dr. Annie Besant Road, Worli, Mumbai – 400030, Maharashtra, India
<b>Tel. No.:</b>	91-22-24237777 / 24237764 / 24237765 / 67558645 / 67558644 / 2301161
<b>Fax No.:</b>	91-22-24237733
<b>E-Mail :</b>	<a href="mailto:abhay.kashikar@cgglobal.com">abhay.kashikar@cgglobal.com</a> <a href="mailto:minal.bhosale@cgglobal.com">minal.bhosale@cgglobal.com</a> <a href="mailto:manoj.koul@cgglobal.com">manoj.koul@cgglobal.com</a> <a href="mailto:investorservices@cgglobal.com">investorservices@cgglobal.com</a> <a href="mailto:ho.secretarial@bgglobal.com">ho.secretarial@bgglobal.com</a>

**DISCLAIMER :** This Report is **PRIVATE & CONFIDENTIAL** and it is prepared at the request of and for its use by the Subscriber only. The Subscriber shall use the contents of the Report merely as an aid to its business. Mira Inform Private Limited ("MIPL") has collated information/data in the Report, which have not been verified unless otherwise specifically mentioned in the Report. The Subscriber shall independently verify the accuracy and correctness of the information/data before in any way acting upon the same. MIPL shall not be liable for any harm, injury, loss or damage caused to the Subscriber due to default by the Subscriber's debtors/beneficiaries in fulfilling their obligations of any nature whatsoever. This Report or any of its portion shall not be used as a documentary evidence or otherwise before any investigative agencies or forum of law. This Report is confidential and proprietary to MIPL. The Subscriber and/or any other person(s) may not reproduce, publish or disclose any of the contents of the Report to others without the express authorization of MIPL. This Report is prepared and issued to the Subscriber without any risk, responsibility or liability on the part of MIPL or its officials.

<b>Website :</b>	<a href="http://www.cgglobal.com">http://www.cgglobal.com</a>
<b>Plant Locations :</b>	<p><b>POWER SYSTEMS</b></p> <p><b>TRANSFORMER DIVISION</b>  Kanjur Marg (East) Mumbai – 400042, Maharashtra – India  Tel. No. 91-22- 6755 8000 / 67558208  E-Mail. : <a href="mailto:abhilash.mishra@cgglobal.com">abhilash.mishra@cgglobal.com</a></p> <p>Plot No. T1-T5, MPAKVN Industrial Area, Malanpur (District Bhind) - 477716, Madhya Pradesh, India  Tel. No. 91-7539-301200/ 301254/ 301260  Fax No. 91-7539-283585 / 301242  E-Mail. : <a href="mailto:surajit.roy@cgglobal.com">surajit.roy@cgglobal.com</a></p> <p>Plot No.29, 31 and 32, New Industrial Area No.1, AKVN, Mandideep Raisen – 462046, Madhya Pradesh, India  Tel. No. 91-7480-408285 / 86, 408201  Fax No. 91-7480-408208, 408255  E-Mail. <a href="mailto:anirban.saha@cgglobal.com">anirban.saha@cgglobal.com</a></p> <p><b>SWITCHGEAR DIVISION</b>  A/3, MIDC Industrial Area, Ambad, Nashik – 422010, Maharashtra, India  Tel. No. 91-253-2382271-75  Fax No. 91-253-2381247  E-Mail. : <a href="mailto:mukul.srivastava@cgglobal.com">mukul.srivastava@cgglobal.com</a></p> <p><b>S6 AND POWER QUALITY</b>  Vacuum Interrupters and Instrument Transformer Division No. D-2, MIDC, Waluj, Aurangabad – 431136, Maharashtra, India  Tel. No. 91-240-2558000 / 2558081 / 2558001 / 2558031  Fax No. 91-253-2381247  E-Mail. : <a href="mailto:delip.wakode@cgglobal.com">delip.wakode@cgglobal.com</a></p> <p><b>ENGINEERING PROJECT DIVISION</b>  16<sup>th</sup> Floor, Tower A, Building No. 5, DLF Cyber City, Sector 25 – A, DLF Phase III, Gurugram – 122002, Haryana, India  Tel. No. 91-124-3047700 / 3047999  Fax No. 91-124-3047777  E-Mail. : <a href="mailto:sanjay.sahni@cgglobal.com">sanjay.sahni@cgglobal.com</a></p> <p><b>INDUSTRIAL SYSTEMS</b></p> <p><b>LARGE AND TRACTION MACHINES (UNIT 1)</b>  D-5, Industrial Area, MPAKVN, Mandideep – 462046, Madhya Pradesh, India  Tel. No. 91-7480-400000, 400102, 400228, 403238, 400181 / 2  E-Mail. : <a href="mailto:ashok.kulkarni@cgglobal.com">ashok.kulkarni@cgglobal.com</a></p>

**LARGE MOTORS AND GENERATOR (UNIT II)**

Plot No. 9, MPAKVN, Phase 2, New Industrial Area, Mandideep-462046  
Madhya Pradesh, India  
Tel. No. 91-7480-400102  
E-Mail. : [ashok.kulkarni@cgglobal.com](mailto:ashok.kulkarni@cgglobal.com)

**INDUSTRIAL SYSTEMS**

A/6-2, MIDC Industrial Area, Ahmednagar – 414111, Maharashtra, India  
Tel. No. 91-241-6626150  
E-Mail. : [ramesh.kumar@cgglobal.com](mailto:ramesh.kumar@cgglobal.com)

**LT MOTORS (UNIT II)**

B-108/109, MIDC Industrial Area, Ahmednagar – 414111, Maharashtra, India  
Tel. No. 91-241-2777145  
E-Mail. : [gautam.suvarnpathaki@cglobal.com](mailto:gautam.suvarnpathaki@cglobal.com)

**LT MOTORS (UNIT III)**

S-14-15, Colvale Industrial Estate, Colvale, Bardez – 403513, Goa, India  
Tel. No. 91-832-3014000  
E-Mail. : [harish.savaikar@cgglobal.com](mailto:harish.savaikar@cgglobal.com)

**INDUSTRIAL SYSTEM**

196-198 Kundaim Industrial Estate Ponda, Kundaim – 403115, Goa, India  
Tel. No. 91-832-3983205  
E-Mail. : [pradip.arote@cgglobal.com](mailto:pradip.arote@cgglobal.com)

**DRIVES AND AUTOMATION**

Plot No 9, MPAKVN Phase II, New Industrial Area, Mandideep – 462046,  
Madhya Pradesh, India  
Tel. No. 91-7480-400102  
E-Mail. : [rajendra.kankal@cgglobal.com](mailto:rajendra.kankal@cgglobal.com)

**RAIL TRANSPORTATION AND TRACTION ELECTRONICS**

Plot No 9, MPAKVN Phase II, New Industrial Area, Mandideep – 462046,  
Madhya Pradesh, India  
Tel. No. 91-7480-426400 / 426401 / 400102  
E-Mail. : [ranjan.singh@cgglobal.com](mailto:ranjan.singh@cgglobal.com)

**RAILWAY SIGNALLING DIVISION**

11 B, 112/2, MIDC Industrial Area, Ahmednagar – 414111, Maharashtra, India  
Tel. No. 91-7292-410121 / 410107  
E-Mail. : [murlidhar.nikam@cgglobal.com](mailto:murlidhar.nikam@cgglobal.com)

**STAMPING DIVISION**

B-110, 111B, 112/2, MIDC Industrial Area, Ahmednagar – 414111,  
Maharashtra, India  
Tel. No. 91-7292-410121 / 410107  
E-Mail. : [murlidhar.nikam@cgglobal.com](mailto:murlidhar.nikam@cgglobal.com)

	<p><b><u>BRANCH AND MARKETING OFFICES</u></b>  <b>NORTHERN REGION</b></p> <p><b>Located at :</b></p> <ul style="list-style-type: none"> <li>• Regional Head Office Gurugram</li> <li>• Jaipur</li> <li>• Jalandhar</li> <li>• Lucknow</li> </ul> <p><b><u>RAIL TRANSPORTATION SYSTEMS</u></b>  6<sup>th</sup> Floor, Vatika City Point, M. G. Road, Gurugram - 122002, Haryana, India  Tel. No. 91-124-4392000 / 4392001  Fax No. 91-124-4287039 / 4376496  E-Mail. : <a href="mailto:salil.kuamar@cgglobal.com">salil.kuamar@cgglobal.com</a></p> <p><b>EASTERN REGION</b></p> <p><b>Located at :</b></p> <ul style="list-style-type: none"> <li>• Regional Head Office Kolkata</li> </ul> <p><b>WESTERN REGION</b></p> <p><b>Located at :</b></p> <ul style="list-style-type: none"> <li>• Regional Head Office : Mumbai</li> <li>• Ahmedabad</li> <li>• Baroda (Satellite Office)</li> <li>• Indore</li> <li>• Pune</li> <li>• Nagpur</li> <li>• Raipur</li> </ul> <p><b>SOUTHERN REGION</b></p> <p><b>Located at :</b></p> <ul style="list-style-type: none"> <li>• Regional Head Office : Chennai</li> <li>• Bangalore</li> <li>• Cochin</li> <li>• 4th Floor, Minerva Complex, S.D Road, Secunderabad – 500003, Telangana, India</li> </ul> <p><b><u>SERVICE CENTERS</u></b>  <b>NORTHERN REGION</b></p> <p><b>Located At:</b></p> <ul style="list-style-type: none"> <li>• Gurugram</li> <li>• Jaipur</li> <li>• Jalandhar</li> </ul>
--	----------------------------------------------------------------------------------------------------------------------------------------------------------------------------------------------------------------------------------------------------------------------------------------------------------------------------------------------------------------------------------------------------------------------------------------------------------------------------------------------------------------------------------------------------------------------------------------------------------------------------------------------------------------------------------------------------------------------------------------------------------------------------------------------------------------------------------------------------------------------------------------------------------------------------------------------------------------------------------------------------------------------------------------------------------------------------------------------------------------------------------------------------------------------------------------------------------------------------------------------------------------------------------------------------------------------------------------------------------------------------------------------------------------------------------------------------------------------

	<ul style="list-style-type: none"> <li>• Lucknow</li> </ul> <p><b>EASTERN REGION</b></p> <p><b>Located At:</b></p> <ul style="list-style-type: none"> <li>• Kolkata</li> <li>• Bhubaneshwar</li> <li>• Patna</li> <li>• Ranchi</li> <li>• Guwahati</li> </ul> <p><b>WESTERN REGION</b></p> <p><b>Located At:</b></p> <ul style="list-style-type: none"> <li>• Mumbai</li> <li>• Ahmedabad</li> <li>• Indore</li> <li>• Pune</li> <li>• Nagpur</li> <li>• Raipur</li> </ul> <p><b>SOUTHERN REGION</b></p> <p><b>Located At:</b></p> <ul style="list-style-type: none"> <li>• Chennai</li> <li>• Bangalore</li> <li>• Secunderabad</li> <li>• Cochin</li> </ul>
--	---------------------------------------------------------------------------------------------------------------------------------------------------------------------------------------------------------------------------------------------------------------------------------------------------------------------------------------------------------------------------------------------------------------------------------------------------------------------------------------------------------------------------------------------------------------------------------------------------------------------------------------------------------------

**DIRECTORS**

**As on 31.03.2018**

<b>Name :</b>	Mr. Neelkant Narayanan Kollengode
<b>Designation :</b>	Managing Director
<b>Address :</b>	Flat No. 1602, Tower No. S4 The Close, South Nirvana Country, Sector 50 Gurugram-122001, Haryana, India
<b>Date of Appointment :</b>	03.02.2016
<b>DIN No.:</b>	05122610
<b>Name :</b>	Mr. Omkar Goswami
<b>Designation :</b>	Directors
<b>Address :</b>	E-121, Masjid Moth, First Floor Greater Kailash-III, New Delhi-110048, India
<b>Date of Appointment :</b>	27.01.2004
<b>DIN No.:</b>	00004258
<b>Name :</b>	Mr. Sanjay Mohan Labroo

**DISCLAIMER :** This Report is **PRIVATE & CONFIDENTIAL** and it is prepared at the request of and for its use by the Subscriber only. The Subscriber shall use the contents of the Report merely as an aid to its business. Mira Inform Private Limited ("MIPL") has collated information/data in the Report, which have not been verified unless otherwise specifically mentioned in the Report. The Subscriber shall independently verify the accuracy and correctness of the information/data before in any way acting upon the same. MIPL shall not be liable for any harm, injury, loss or damage caused to the Subscriber due to default by the Subscriber's debtors/beneficiaries in fulfilling their obligations of any nature whatsoever. This Report or any of its portion shall not be used as a documentary evidence or otherwise before any investigative agencies or forum of law. This Report is confidential and proprietary to MIPL. The Subscriber and/or any other person(s) may not reproduce, publish or disclose any of the contents of the Report to others without the express authorization of MIPL. This Report is prepared and issued to the Subscriber without any risk, responsibility or liability on the part of MIPL or its officials.

**CG POWER AND INDUSTRIAL SOLUTIONS LIMITED - 531391**

**PAGE NO. : 9**

<b>Designation :</b>	Director
<b>Address :</b>	6, Green Avenue Lane Off Green Avenue, Kishangarh, New Delhi-110070, India
<b>Date of Appointment :</b>	28.10.2003
<b>DIN No.:</b>	00009629
<b>Name :</b>	Mr. Gautam Thapar
<b>Designation :</b>	Director
<b>Address :</b>	E-16, Pushpanjali Farms Bijwasan, New Delhi-110061, India
<b>Date of Appointment :</b>	07.08.2005
<b>DIN No.:</b>	00012289
<b>Name :</b>	Mr. Bhuthalingam Hariharan
<b>Designation :</b>	Director
<b>Address :</b>	Flat No-602 B, The Magnolias, DLF Golf Links, DLF City, DLF Phase-V Gurugram-122009, Haryana, India
<b>Date of Appointment :</b>	01.11.2012
<b>DIN No.:</b>	00012432
<b>Name :</b>	Mr. Ramni Nirula
<b>Designation :</b>	Director
<b>Address :</b>	A-14, Anand Niketan, New Delhi-110021, India
<b>Date of Appointment :</b>	06.04.2016
<b>DIN No.:</b>	00015330
<b>Name :</b>	Mr. Valentin Albrecht Herwart Von Massow
<b>Designation :</b>	Director
<b>Address :</b>	7 Kidderpore Ave, London NW3 7SX, United Kingdom
<b>Date of Appointment :</b>	25.01.2006
<b>DIN No.:</b>	00239314
<b>Name :</b>	Mr. Jitender Balakrishnan
<b>Designation :</b>	Director
<b>Address :</b>	208, Tower - 2 Casa Grande Senapati Bapat Marg, Lower Parel, Mumbai-400013, Maharashtra, India
<b>Date of Appointment :</b>	02.05.2017
<b>DIN No.:</b>	00028320
<b>Name :</b>	Mr. Ashish Kumar Guha
<b>Designation :</b>	Additional Director
<b>Address :</b>	23 Poorvi Marg, First Floor, Vasant Vihar, New Delhi – 110057, India
<b>Date of Appointment :</b>	09.11.2017
<b>DIN No.:</b>	00004364

**KEY EXECUTIVES**

<b>Name :</b>	Mr. Venkatesh Ramamoorthy Vaidyanathapuram
---------------	--------------------------------------------

**DISCLAIMER :** This Report is **PRIVATE & CONFIDENTIAL** and it is prepared at the request of and for its use by the Subscriber only. The Subscriber shall use the contents of the Report merely as an aid to its business. Mira Inform Private Limited ("MIPL") has collated information/data in the Report, which have not been verified unless otherwise specifically mentioned in the Report. The Subscriber shall independently verify the accuracy and correctness of the information/data before in any way acting upon the same. MIPL shall not be liable for any harm, injury, loss or damage caused to the Subscriber due to default by the Subscriber's debtors/beneficiaries in fulfilling their obligations of any nature whatsoever. This Report or any of its portion shall not be used as a documentary evidence or otherwise before any investigative agencies or forum of law. This Report is confidential and proprietary to MIPL. The Subscriber and/or any other person(s) may not reproduce, publish or disclose any of the contents of the Report to others without the express authorization of MIPL. This Report is prepared and issued to the Subscriber without any risk, responsibility or liability on the part of MIPL or its officials.

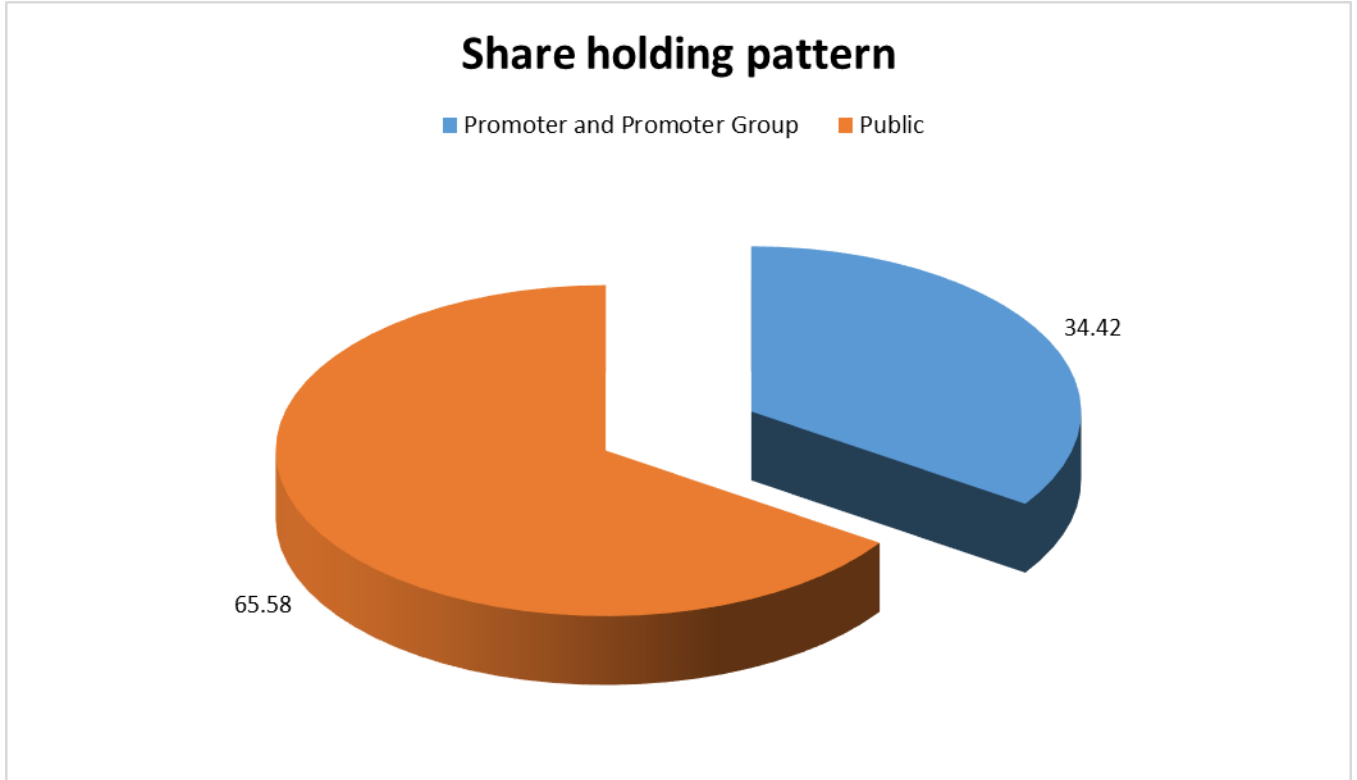
<b>Designation :</b>	Company Financial Officer
<b>Address :</b>	Rotselaerlaan 8, 3080 Tervuren, Belgium
<b>Date of Appointment :</b>	12.08.2017
<b>PAN No.:</b>	AAKPV9947M
<b>Name :</b>	Ms. Shikha Kapadia
<b>Designation :</b>	Company Secretary
<b>Address :</b>	A-302, New Mohan Terrace Kastur Park, Borivali (West), Mumbai – 400092, Maharashtra, India
<b>Date of Appointment :</b>	12.02.2018
<b>PAN No.:</b>	AKGPB1090D

**MAJOR SHAREHOLDERS / SHAREHOLDING PATTERN**

As on 30.06.2018

Category of shareholder	No. of fully paid up equity shares held	Shareholding as a % of total no. of shares
Promoter and Promoter Group	215451070	34.42
Public	410519123	65.58
<b>Grand Total</b>	<b>625970193</b>	<b>100.00</b>

**DISCLAIMER :** This Report is **PRIVATE & CONFIDENTIAL** and it is prepared at the request of and for its use by the Subscriber only. The Subscriber shall use the contents of the Report merely as an aid to its business. Mira Inform Private Limited ("MIPL") has collated information/data in the Report, which have not been verified unless otherwise specifically mentioned in the Report. The Subscriber shall independently verify the accuracy and correctness of the information/data before in any way acting upon the same. MIPL shall not be liable for any harm, injury, loss or damage caused to the Subscriber due to default by the Subscriber's debtors/beneficiaries in fulfilling their obligations of any nature whatsoever. This Report or any of its portion shall not be used as a documentary evidence or otherwise before any investigative agencies or forum of law. This Report is confidential and proprietary to MIPL. The Subscriber and/or any other person(s) may not reproduce, publish or disclose any of the contents of the Report to others without the express authorization of MIPL. This Report is prepared and issued to the Subscriber without any risk, responsibility or liability on the part of MIPL or its officials.



**STATEMENT SHOWING SHAREHOLDING PATTERN OF THE PROMOTER AND PROMOTER GROUP**

Category of shareholder	No. of fully paid up equity shares held	Shareholding as a % of total no. of shares
A1) Indian		0.00
Any Other (specify)	215451070	34.42
Avantha Holdings Limited	215442496	34.42
Varun Prakashan Private Limited	5022	0.00
Avantha Realty Limited	3552	0.00
Sub Total A1	215451070	34.42
A2) Foreign		0.00
<b>A=A1+A2</b>	<b>215451070</b>	<b>34.42</b>

**STATEMENT SHOWING SHAREHOLDING PATTERN OF THE PUBLIC SHAREHOLDER**

Category & Name of the Shareholders	Total no. shares held	Shareholding % calculated as per SCRR 1957 As a % of (A+B+C2)
<b>B1) Institutions</b>		0.00

**DISCLAIMER** : This Report is **PRIVATE & CONFIDENTIAL** and it is prepared at the request of and for its use by the Subscriber only. The Subscriber shall use the contents of the Report merely as an aid to its business. Mira Inform Private Limited ("MIPL") has collated information/data in the Report, which have not been verified unless otherwise specifically mentioned in the Report. The Subscriber shall independently verify the accuracy and correctness of the information/data before in any way acting upon the same. MIPL shall not be liable for any harm, injury, loss or damage caused to the Subscriber due to default by the Subscriber's debtors/beneficiaries in fulfilling their obligations of any nature whatsoever. This Report or any of its portion shall not be used as a documentary evidence or otherwise before any investigative agencies or forum of law. This Report is confidential and proprietary to MIPL. The Subscriber and/or any other person(s) may not reproduce, publish or disclose any of the contents of the Report to others without the express authorization of MIPL. This Report is prepared and issued to the Subscriber without any risk, responsibility or liability on the part of MIPL or its officials.

**CG POWER AND INDUSTRIAL SOLUTIONS LIMITED - 531391**

**PAGE NO. : 12**

<b>Mutual Funds/</b>	157371954	25.14
HDFC TRUSTEE COMPANY LIMITED-HDFC EQUITY FUND	57451000	9.18
ADITYA BIRLA SUN LIFE TRUSTEE PRIVATE LIMITED A/C ADITYA BIRLA SUN LIFE FRONTLINE EQUITY FUND	42811617	6.84
RELIANCE CAPITAL TRUSTEE CO LTD.A/C RELIANCE MULTI CAP FUND	29742955	4.75
IDFC STERLING VALUE FUND	11358000	1.81
FRANKLIN TEMPLETON MUTUAL FUND A/C FRANKLIN INDIA EQUITY FUND	9000000	1.44
<b>Alternate Investment Funds</b>	11040099	1.76
<b>Foreign Portfolio Investors</b>	87527282	13.98
WGI EMERGING MARKETS SMALLER COMPANIES FUND, LLC	15462271	2.47
ABU DHABI INVESTMENT AUTHORITY - LGLINV	8970000	1.43
VANGUARD TOTAL INTERNATIONAL STOCK INDEX FUND	6360905	1.02
<b>Financial Institutions/ Banks</b>	1600026	0.26
<b>Insurance Companies</b>	23650075	3.78
LIFE INSURANCE CORPORATION OF INDIA	18387263	2.94
<b>Sub Total B1</b>	281189436	44.92
<b>B2) Central Government/ State Government(s)/ President of India</b>		0.00
<b>B3) Non-Institutions</b>		0.00
<b>Individual share capital upto INR 0.200 Million</b>	69330435	11.08
<b>Individual share capital in excess of INR 0.200 Million</b>	8788546	1.40
<b>NBFCs registered with RBI</b>	128539	0.02
<b>Any Other (specify)</b>	51082167	8.16
Non-Resident Indian (NRI)	4172399	0.67
Trusts	2806023	0.45
Overseas Corporate Bodies	61250	0.01
Foreign Nationals	9519	0.00
Clearing Members	7510523	1.20
Bodies Corporate	35093128	5.61
PRAZIM TRADING AND INVESTMENT CO. PVT. LTD.	9158742	1.46
Unclaimed or Suspense or Escrow Account	337623	0.05
IEPF	1091045	0.17
Director or Director's Relatives	657	0.00
<b>Sub Total B3</b>	129329687	20.66
<b>B=B1+B2+B3</b>	410519123	65.58

**DISCLAIMER** : This Report is **PRIVATE & CONFIDENTIAL** and it is prepared at the request of and for its use by the Subscriber only. The Subscriber shall use the contents of the Report merely as an aid to its business. Mira Inform Private Limited ("MIPL") has collated information/data in the Report, which have not been verified unless otherwise specifically mentioned in the Report. The Subscriber shall independently verify the accuracy and correctness of the information/data before in any way acting upon the same. MIPL shall not be liable for any harm, injury, loss or damage caused to the Subscriber due to default by the Subscriber's debtors/beneficiaries in fulfilling their obligations of any nature whatsoever. This Report or any of its portion shall not be used as a documentary evidence or otherwise before any investigative agencies or forum of law. This Report is confidential and proprietary to MIPL. The Subscriber and/or any other person(s) may not reproduce, publish or disclose any of the contents of the Report to others without the express authorization of MIPL. This Report is prepared and issued to the Subscriber without any risk, responsibility or liability on the part of MIPL or its officials.

**BUSINESS DETAILS**

<b>Line of Business :</b>	The Company is a global enterprises providing end-to-end solutions to utilities, industries and consumers for this management and application of efficient and sustainable electrical energy. (Registered activity)	
<b>Products :</b>	<b>Item Code No.</b>	<b>Product Description</b>
	27103	Low Tension Motors
	27102	Power Transformers and Reactors
	27900	Switchgears
<b>Brand Names :</b>	Not Available	
<b>Agencies Held :</b>	Not Available	
<b>Exports :</b>	Not Divulged	
<b>Imports :</b>	Not Divulged	
<b>Terms :</b>	Not Divulged	

**PRODUCTION STATUS NOT AVAILABLE**

**GENERAL INFORMATION**

<b>Suppliers :</b>	<b>Reference :</b>	Not Divulged
	<b>Name of the Person :</b>	--
	<b>Contact No.:</b>	--
	<b>Since How Long Known :</b>	--
	<b>Maximum Limit Dealt :</b>	--
	<b>Experience :</b>	--
	<b>Remark:</b>	--
<b>Customers :</b>	<b>Reference :</b>	Not Divulged
	<b>Name of the Person :</b>	--
	<b>Contact No.:</b>	--
	<b>Since How Long Known :</b>	--
	<b>Maximum Limit Dealt :</b>	--
	<b>Experience :</b>	--
	<b>Remark:</b>	--
<b>No. of Employees :</b>	3377 (Approximately)	
<b>Bankers :</b>	<b>Bank Name</b>	Bank of Maharashtra
	<b>Branch</b>	Industrial Finance Branch, Apeejay House, 130, Dr. V.B. Gandhi Marg,

**DISCLAIMER :** This Report is **PRIVATE & CONFIDENTIAL** and it is prepared at the request of and for its use by the Subscriber only. The Subscriber shall use the contents of the Report merely as an aid to its business. Mira Inform Private Limited ("MIPL") has collated information/data in the Report, which have not been verified unless otherwise specifically mentioned in the Report. The Subscriber shall independently verify the accuracy and correctness of the information/data before in any way acting upon the same. MIPL shall not be liable for any harm, injury, loss or damage caused to the Subscriber due to default by the Subscriber's debtors/beneficiaries in fulfilling their obligations of any nature whatsoever. This Report or any of its portion shall not be used as a documentary evidence or otherwise before any investigative agencies or forum of law. This Report is confidential and proprietary to MIPL. The Subscriber and/or any other person(s) may not reproduce, publish or disclose any of the contents of the Report to others without the express authorization of MIPL. This Report is prepared and issued to the Subscriber without any risk, responsibility or liability on the part of MIPL or its officials.

		Fort, Mumbai - 400001, Maharashtra, India	
	<b>Person Name (With Designation)</b>	--	
	<b>Contact Number</b>	91-22-22839521 (Ringing)	
	<b>IFSC Code:</b>	MAHB0000972	
	<ul style="list-style-type: none"> <li>• Corporation Bank</li> <li>• Canara Bank</li> <li>• ICICI Bank</li> <li>• IDBI Bank</li> <li>• Standard Chartered Bank</li> <li>• Barclays Bank</li> <li>• Indusind Bank</li> <li>• State Bank of India</li>   <li>• Yes Bank, Nehru Centre, 9th Floor, Discovery of India, DR A.B. Road, Worli, Mumbai – 400018, Maharashtra, India</li>   <li>• Axis Bank, Corporate Banking Branch 12, Mittal Towers, A Wing, 1st Floor, Nariman Point, Mumbai - 400021, Maharashtra, India</li> </ul>		
<b>Facilities :</b>	<b>Secured Loans</b>	<b>31.03.2018 (INR in Million)</b>	<b>31.03.2017 (INR in Million)</b>
	<b>Long-term Borrowings</b>		
	Term loans from Bank	7998.000	3904.100
	<b>Short-term Borrowings</b>		
	From Bank, Cash Credit, Packing Credit, etc.	2485.900	2298.200
	(Secured by hypothecation of Inventories, book debts and trade receivables, both present and future.)		
	<b>Total</b>	<b>10926.400</b>	<b>7822.00</b>

<b>Auditors :</b>	
<b>Name :</b>	K. K. Makeshwar and Company
<b>Address :</b>	7, Kingwat Nagpur, Mumbai – 440001, Maharashtra, India
<b>Tel. No.:</b>	91-712-6629946/ 47/ 2554223
<b>Fax No.:</b>	91-712-6629948/ 66134040
<b>E – mail:</b>	<a href="mailto:mail@kkmindia.com">mail@kkmindia.com</a>
<b>Memberships :</b>	Not Available
<b>Collaborators :</b>	Not Available

<b>Subsidiaries Companies :</b>	<ul style="list-style-type: none"> <li>• CG Power Solutions Limited</li> <li>• CG-PPI Adhesive Products Limited</li> <li>• CG Power Equipment Limited (Formerly known as Crompton Greaves Consumer Products Limited)</li> <li>• CG International Holdings Singapore Pte. Limited</li> <li>• Crompton Greaves Sales Networks Malaysia Sdn. Bhd</li> <li>• CG International B. V.</li> <li>• CG Holdings Belgium N. V.</li> <li>• CG Power Systems Belgium N. V.</li> <li>• CG Power Systems Ireland Limited</li> <li>• CG Sales Networks Frances SA</li> <li>• PT. CG Power Systems Indonesia</li> <li>• CG Power Solutions Saudi Arabia Limited</li> <li>• CG Electric Systems Hungary Zrt.</li> <li>• CG Power Solutions UK Limited</li> <li>• CG – Ganz Generator and Motor Limited Liability Company (Formerly CG Holding Hungary Kft.)</li> <li>• CG Power Holdings Ireland Limited (liquidity w.e.f. 11th April, 2014)</li> <li>• CG Automation Sysytems UK Limited</li> <li>• CG Service Systems France SAS</li> <li>• CG Power USA Inc</li> <li>• CG Power Country LLC</li> <li>• CG Power Systems Brazil Limited</li> <li>• CG Industrial Holdings Sweden AB</li> <li>• CG Drives and Automation Sweden AB</li> <li>• CG Drives and Automation Netherlands B. V.</li> <li>• CG Drives and Automation Germany GmbH</li> <li>• CG Middle East FZE</li> <li>• CG Holding Americas, LLC</li> <li>• QEI, LLC</li> <li>• CG Power Americas , LLC</li> <li>• CG Solutions Americas, LLC</li> <li>• Microsol Limited (ceased w.e.f. 26<sup>th</sup> April 2017)</li> </ul>
<b>Associates Companies:</b>	<ul style="list-style-type: none"> <li>• CG International BV TR and Cont. Private Company LLC (Formerly known as Pauwels Middle East Trading and Contracting Private) Co. LLC</li> <li>• Saudi Power Transformers Company Limited (Disinvested w.e.f. 10<sup>th</sup> October, 2017)</li> <li>• K.K. El fi Company Limited</li> </ul>
<b>Joint Venture :</b>	<ul style="list-style-type: none"> <li>• PT Crompton Prima Switchgear Indonesia</li> </ul>
<b>Other related parties :</b>	<ul style="list-style-type: none"> <li>• Ballapur Industries Limited</li> <li>• Solaris ChemTech Industries Limited</li> <li>• Bilt Graphic Paper Products Limited</li> <li>• Avantha Holdings Limited (entity with significant influence over the</li> </ul>

	<p>company)</p> <ul style="list-style-type: none"> <li>• Avantha Business Solutions Limited</li> <li>• Avantha Realty Limited</li> <li>• Asahl India Glass Limited</li> <li>• Crompton Greaves Consumer Electricals Limited (Ceased w.e.f. 26<sup>th</sup> August 2016)</li> <li>• Avantha Foundation</li> <li>• Thermax Limited (Ceased w.e.f. 28<sup>th</sup> May 2016)</li> <li>• Vartun Prakashan Private Limited</li> <li>• Jhabua Power Limited</li> <li>• Korba West Power Company Limited</li> <li>• Avantha Power and Infrastructure Limited</li> </ul>
--	------------------------------------------------------------------------------------------------------------------------------------------------------------------------------------------------------------------------------------------------------------------------------------------------------------------------------------------------------------------------------------------------------------------------------------------------------------------------------------------------------------------------------------------------------------------

**CAPITAL STRUCTURE**

As on 31.03.2018

**Authorised Capital :**

No. of Shares	Type	Value	Amount
2038000000	Equity Shares	INR 2/- Each	INR 4076.000 Million

**Issued**

No. of Shares	Type	Value	Amount
626788442	Equity Shares	INR 2/- Each	INR 1253.500 Million

**Subscribed & Paid-up Capital :**

No. of Shares	Type	Value	Amount
626746142	Equity Shares	INR 2/- Each	INR 1253.500 Million

**a) Reconciliation of the number of the shares outstanding at the beginning and at the end of the year:**

	31.03.2018	
	No. of Shares	INR in Million
Authorised share capital:		
Balance at the beginning of the year	2038000000	4076.000
Balance at the end of the year	<b>2038000000</b>	<b>4076.000</b>

**DISCLAIMER :** This Report is **PRIVATE & CONFIDENTIAL** and it is prepared at the request of and for its use by the Subscriber only. The Subscriber shall use the contents of the Report merely as an aid to its business. Mira Inform Private Limited ("MIPL") has collated information/data in the Report, which have not been verified unless otherwise specifically mentioned in the Report. The Subscriber shall independently verify the accuracy and correctness of the information/data before in any way acting upon the same. MIPL shall not be liable for any harm, injury, loss or damage caused to the Subscriber due to default by the Subscriber's debtors/beneficiaries in fulfilling their obligations of any nature whatsoever. This Report or any of its portion shall not be used as a documentary evidence or otherwise before any investigative agencies or forum of law. This Report is confidential and proprietary to MIPL. The Subscriber and/or any other person(s) may not reproduce, publish or disclose any of the contents of the Report to others without the express authorization of MIPL. This Report is prepared and issued to the Subscriber without any risk, responsibility or liability on the part of MIPL or its officials.

Issued share capital	31.03.2018	
	No. of Shares	INR in Million
Balance at the beginning of the year	626788442	1253.500
Balance at the end of the year	<b>626788442</b>	<b>1253.500</b>

Subscribed & Paid-up	31.03.2018	
	No. of Shares	INR in Million
Balance at the beginning of the year	626746142	1253.500
Balance at the end of the year	<b>626746142</b>	<b>1253.500</b>

The Company has not issued any equity shares during the current and in the previous year.

**b) Terms / rights attached to equity shares:**

The Company has only one class of share capital, i.e., equity shares having face value of INR 2 per share. Each holder of equity share is entitled to one vote per share.

In the event of liquidation, the equity shareholders are eligible to receive the remaining assets of the Company after distribution of all preferential amounts, in proportion to their shareholding.

**c) Details shareholders holding more than 5% shares in the Company:**

Particulars	31.03.2018	
	%	No. of Shares
1. Avantha Holdings limited	34.37	215442496
2. Reliance Capital Trustee Company Limited A/c Reliance Equity Opportunities Fund	--	--
3. HDFC Trustee company limited – (HDFC Rajiv Gandhi Equity Savings Scheme Series – 1 Feb, 2013)	9.22	57809500
4. Life Insurance Corporation of India	--	--
5 Aditya Birla Sun Life Trustee Private Limited A/c Aditya Birla Sun Life Frontline Equity Fund	6.84	42898617

**d) There are no shares reserved for issue under options and contracts / commitments for the sale of shares / disinvestment.**

**e) Aggregate number of bonus shares issued bought back during the period of five years immediately preceding the reporting date:**

Particulars	31.03.2018
	No. of Shares
Shares bought back	14745394

a) Aggregate number of bonus shares issued as GDRs:

Particulars	31.03.2018	
	%	No. of Shares
The Bank of New York	0.13	822504

**FINANCIAL DATA**  
*[all figures are in INR Million]*

**ABRIDGED BALANCE SHEET - STANDALONE**

SOURCES OF FUNDS	31.03.2018	31.03.2017	31.03.2016
<b>I. EQUITY AND LIABILITIES</b>			
(1) Shareholders' Funds			
(a) Share Capital	1253.500	1253.500	1253.500
(b) Reserves & Surplus	37153.600	40739.400	40027.000
(c) Money received against share warrants	0.000	0.000	0.000
(2) Share Application money pending allotment	0.000	0.000	0.000
<b>Total Shareholders' Funds (1) + (2)</b>	<b>38407.100</b>	<b>41992.900</b>	<b>41280.500</b>
(3) Non-Current Liabilities			
(a) long-term borrowings	8366.500	5036.000	41.500
(b) Deferred tax liabilities (Net)	121.400	2147.500	2402.500
(c) Other long term liabilities	14.600	11.000	12.100
(d) long-term provisions	533.000	597.700	527.000
<b>Total Non-current Liabilities (3)</b>	<b>9035.500</b>	<b>7792.200</b>	<b>2983.100</b>
(4) Current Liabilities			
(a) Short term borrowings	6311.400	7102.300	5781.800
(b) Trade payables	12528.300	10913.300	10474.000
(c) Other current liabilities	6860.900	5423.100	4976.500
(d) Short-term provisions	1011.200	687.500	756.200
<b>Total Current Liabilities (4)</b>	<b>26711.800</b>	<b>24126.200</b>	<b>21988.500</b>
<b>TOTAL</b>	<b>74154.400</b>	<b>73911.300</b>	<b>66252.100</b>
<b>II. ASSETS</b>			
(1) Non-current assets			
(a) Fixed Assets			
(i) Tangible assets	12876.900	12327.800	12960.400
(ii) Intangible Assets	491.800	462.300	0.000
(iii) Capital work-in-progress	81.900	82.300	20.000
(iv) Intangible assets under development	321.900	280.100	379.500
(b) Non-current Investments	10285.100	4406.500	4816.900
(c) Deferred tax assets (net)	0.000	0.000	0.000

**DISCLAIMER** : This Report is **PRIVATE & CONFIDENTIAL** and it is prepared at the request of and for its use by the Subscriber only. The Subscriber shall use the contents of the Report merely as an aid to its business. Mira Inform Private Limited ("MIPL") has collated information/data in the Report, which have not been verified unless otherwise specifically mentioned in the Report. The Subscriber shall independently verify the accuracy and correctness of the information/data before in any way acting upon the same. MIPL shall not be liable for any harm, injury, loss or damage caused to the Subscriber due to default by the Subscriber's debtors/beneficiaries in fulfilling their obligations of any nature whatsoever. This Report or any of its portion shall not be used as a documentary evidence or otherwise before any investigative agencies or forum of law. This Report is confidential and proprietary to MIPL. The Subscriber and/or any other person(s) may not reproduce, publish or disclose any of the contents of the Report to others without the express authorization of MIPL. This Report is prepared and issued to the Subscriber without any risk, responsibility or liability on the part of MIPL or its officials.

**CG POWER AND INDUSTRIAL SOLUTIONS LIMITED - 531391**

**PAGE NO. : 20**

(d) Long-term Loan and Advances	68.700	66.400	94.400
(e) Other Non-current assets	216.400	500.700	957.400
<b>Total Non-Current Assets</b>	<b>24342.700</b>	<b>18126.100</b>	<b>19228.600</b>
(2) Current assets			
(a) Current investments	0.100	52.200	9.500
(b) Inventories	4140.500	7507.600	4071.700
(c) Trade receivables	17198.800	14803.700	16429.900
(d) Cash and cash equivalents	5941.300	5557.500	5120.300
(e) Short-term loans and advances	15695.500	14669.700	10510.500
(f) Other current assets	6835.500	13194.500	10881.600
<b>Total Current Assets</b>	<b>49811.700</b>	<b>55785.200</b>	<b>47023.500</b>
<b>TOTAL</b>	<b>74154.400</b>	<b>73911.300</b>	<b>66252.100</b>

**PROFIT & LOSS ACCOUNT - STANDALONE**

	<b>PARTICULARS</b>	<b>31.03.2018</b>	<b>31.03.2017</b>	<b>31.03.2016</b>
	<b>SALES</b>			
	Income	50794.100	47614.300	42248.400
	Other Income	1980.800	2004.100	2263.300
	<b>TOTAL</b>	<b>52774.900</b>	<b>49618.400</b>	<b>44511.700</b>
	<b>Less EXPENSES</b>			
	Cost of Materials Consumed	34529.900	31447.100	27670.900
	Purchases of Stock-in-Trade	466.500	2251.200	1182.900
	Changes in inventories of finished goods, work-in-progress and Stock-in-Trade	1790.700	(1681.200)	(635.900)
	Excise Duty	984.000	4046.000	0.000
	Employees benefits expense	3634.400	3583.200	3626.900
	Exceptional Items	4534.000	998.000	14517.100
	Other expenses	5936.400	4848.100	8153.900
	<b>TOTAL</b>	<b>51875.900</b>	<b>45492.400</b>	<b>54515.800</b>
	<b>PROFIT/ (LOSS) BEFORE INTEREST, TAX, DEPRECIATION AND AMORTISATION</b>	<b>899.000</b>	<b>4126.000</b>	<b>(10004.100)</b>
	<b>Less FINANCIAL EXPENSES</b>	<b>2139.800</b>	<b>1638.300</b>	<b>397.700</b>
	<b>PROFIT / (LOSS) BEFORE TAX, DEPRECIATION AND AMORTISATION</b>	<b>(1240.800)</b>	<b>2487.700</b>	<b>(10401.800)</b>

**DISCLAIMER** : This Report is **PRIVATE & CONFIDENTIAL** and it is prepared at the request of and for its use by the Subscriber only. The Subscriber shall use the contents of the Report merely as an aid to its business. Mira Inform Private Limited ("MIPL") has collated information/data in the Report, which have not been verified unless otherwise specifically mentioned in the Report. The Subscriber shall independently verify the accuracy and correctness of the information/data before in any way acting upon the same. MIPL shall not be liable for any harm, injury, loss or damage caused to the Subscriber due to default by the Subscriber's debtors/beneficiaries in fulfilling their obligations of any nature whatsoever. This Report or any of its portion shall not be used as a documentary evidence or otherwise before any investigative agencies or forum of law. This Report is confidential and proprietary to MIPL. The Subscriber and/or any other person(s) may not reproduce, publish or disclose any of the contents of the Report to others without the express authorization of MIPL. This Report is prepared and issued to the Subscriber without any risk, responsibility or liability on the part of MIPL or its officials.

**CG POWER AND INDUSTRIAL SOLUTIONS LIMITED - 531391**

**PAGE NO. : 21**

Less/ Add	DEPRECIATION/ AMORTISATION	1021.000	917.400	986.300
	<b>PROFIT/ (LOSS) BEFORE TAX</b>	<b>(2261.800)</b>	<b>1570.300</b>	<b>(11388.100)</b>
Less	TAX	985.400	325.700	453.000
	<b>PROFIT/ (LOSS) AFTER TAX</b>	<b>(3247.200)</b>	<b>1244.600</b>	<b>(11841.100)</b>
	<b>EARNINGS IN FOREIGN CURRENCY</b>			
	F.O.B. Value of Exports	7556.500	6694.600	8337.000
	Service Income	27.300	61.800	90.200
	Interest	635.300	578.500	917.400
	Others	803.600	729.300	742.300
	<b>TOTAL EARNINGS</b>	<b>9022.700</b>	<b>8064.200</b>	<b>10086.900</b>
	<b>IMPORTS</b>			
	Raw Materials	4060.300	4820.200	4605.900
	Components and Stores parts	43.900	44.500	23.400
	Capital Goods	51.900	22.300	3.900
	<b>TOTAL IMPORTS</b>	<b>4156.100</b>	<b>4887.000</b>	<b>4633.200</b>
	<b>Earnings / (Loss) Per Share (INR)</b>	<b>(5.18)</b>	<b>1.99</b>	<b>(17.53)</b>

**CURRENT MATURITIES OF LONG TERM DEBT DETAILS**

Particulars	31.03.2018	31.03.2017	31.03.2016
Current Maturities of Long term debt	2639.200	1197.400	2333.500
Cash generated from operations	4722.800	(6533.000)	(10134.200)
Net cash flows from (used in) operating activities	4398.700	(7035.000)	(11100.600)

**QUARTERLY RESULTS**

PARTICULARS	30.06.2018 1 <sup>st</sup> Quarter (Unaudited)
Net Sales	11798.400
Total Expenditure	10889.200
PBIDT (Excluding Other Income)	909.200
Other Income	374.500
Operating Profit	1283.700

**DISCLAIMER** : This Report is **PRIVATE & CONFIDENTIAL** and it is prepared at the request of and for its use by the Subscriber only. The Subscriber shall use the contents of the Report merely as an aid to its business. Mira Inform Private Limited ("MIPL") has collated information/data in the Report, which have not been verified unless otherwise specifically mentioned in the Report. The Subscriber shall independently verify the accuracy and correctness of the information/data before in any way acting upon the same. MIPL shall not be liable for any harm, injury, loss or damage caused to the Subscriber due to default by the Subscriber's debtors/beneficiaries in fulfilling their obligations of any nature whatsoever. This Report or any of its portion shall not be used as a documentary evidence or otherwise before any investigative agencies or forum of law. This Report is confidential and proprietary to MIPL. The Subscriber and/or any other person(s) may not reproduce, publish or disclose any of the contents of the Report to others without the express authorization of MIPL. This Report is prepared and issued to the Subscriber without any risk, responsibility or liability on the part of MIPL or its officials.

**CG POWER AND INDUSTRIAL SOLUTIONS LIMITED - 531391**

**PAGE NO. : 22**

Interest			516.700
Exceptional Items			14.600
PBDT			781.600
Depreciation			257.200
Profit Before Tax			524.400
Tax			156.300
Provisions and contingencies			NA
Profit After Tax			368.100
Extraordinary Items			NA
Prior Period Expenses			NA
Other Adjustments			NA
Net Profit			368.100

**KEY RATIOS**

**EFFICIENCY RATIOS**

PARTICULARS	31.03.2018	31.03.2017	31.03.2016
Average Collection Days (Sundry Debtors / Income * 365 Days)	123.59	113.48	141.94
Account Receivables Turnover (Income / Sundry Debtors)	2.95	3.22	2.57
Average Payment Days (Sundry Creditors / Purchases * 365 Days)	130.67	118.21	132.50
Inventory Turnover (Operating Income / Inventories)	0.22	0.55	(2.46)
Asset Turnover (Operating Income / Net Fixed Assets)	0.07	0.31	(0.75)

**LEVERAGE RATIOS**

PARTICULARS	31.03.2018	31.03.2017	31.03.2016
Debt Ratio ((Borrowing + Current Liabilities) / Total Assets)	0.51	0.41	0.37
Debt Equity Ratio (Total Liability / Networth)	0.45	0.32	0.20
Current Liabilities to Networth (Current Liabilities / Net Worth)	0.70	0.57	0.53

**DISCLAIMER** : This Report is **PRIVATE & CONFIDENTIAL** and it is prepared at the request of and for its use by the Subscriber only. The Subscriber shall use the contents of the Report merely as an aid to its business. Mira Inform Private Limited ("MIPL") has collated information/data in the Report, which have not been verified unless otherwise specifically mentioned in the Report. The Subscriber shall independently verify the accuracy and correctness of the information/data before in any way acting upon the same. MIPL shall not be liable for any harm, injury, loss or damage caused to the Subscriber due to default by the Subscriber's debtors/beneficiaries in fulfilling their obligations of any nature whatsoever. This Report or any of its portion shall not be used as a documentary evidence or otherwise before any investigative agencies or forum of law. This Report is confidential and proprietary to MIPL. The Subscriber and/or any other person(s) may not reproduce, publish or disclose any of the contents of the Report to others without the express authorization of MIPL. This Report is prepared and issued to the Subscriber without any risk, responsibility or liability on the part of MIPL or its officials.

**CG POWER AND INDUSTRIAL SOLUTIONS LIMITED - 531391**

**PAGE NO. : 23**

Fixed Assets to Networth (Net Fixed Assets / Networth)	0.36	0.31	0.32
Interest Coverage Ratio (PBIT / Financial Charges)	0.42	2.52	(25.15)

**PROFITABILITY RATIOS**

PARTICULARS		31.03.2018	31.03.2017	31.03.2016
Net Profit Margin ((PAT / Sales) * 100)	%	(6.39)	2.61	(28.03)
Return on Total Assets ((PAT / Total Assets) * 100)	%	(4.38)	1.68	(17.87)
Return on Investment (ROI) ((PAT / Networth) * 100)	%	(8.45)	2.96	(28.68)

**SOLVENCY RATIOS**

PARTICULARS	31.03.2018	31.03.2017	31.03.2016
Current Ratio (Current Assets / Current Liabilities)	1.86	2.31	2.14
Quick Ratio ((Current Assets – Inventories) / Current Liabilities)	1.71	2.00	1.95
G-Score Ratio Financial (Networth / Total Assets)	0.52	0.57	0.62
G-Score Ratio Debt (Debts / Equity Capital)	13.81	10.64	6.51
G-Score Ratio Liquidity (Total Current Assets / Total Current Liabilities)	1.86	2.31	2.14

Total Liability = Short-term Debt + Long-term Debt + Current Maturities of Long-term debts

**STOCK PRICES**

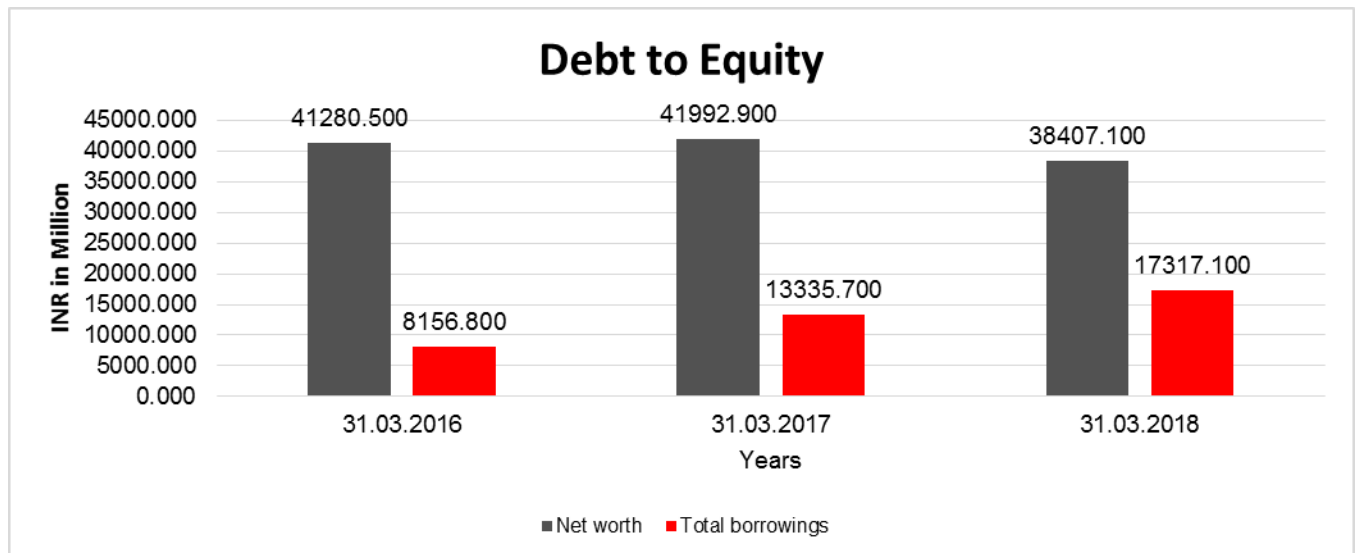
Face Value	INR 2/-
Market Value	INR 51.70/-

**DISCLAIMER** : This Report is **PRIVATE & CONFIDENTIAL** and it is prepared at the request of and for its use by the Subscriber only. The Subscriber shall use the contents of the Report merely as an aid to its business. Mira Inform Private Limited ("MIPL") has collated information/data in the Report, which have not been verified unless otherwise specifically mentioned in the Report. The Subscriber shall independently verify the accuracy and correctness of the information/data before in any way acting upon the same. MIPL shall not be liable for any harm, injury, loss or damage caused to the Subscriber due to default by the Subscriber's debtors/beneficiaries in fulfilling their obligations of any nature whatsoever. This Report or any of its portion shall not be used as a documentary evidence or otherwise before any investigative agencies or forum of law. This Report is confidential and proprietary to MIPL. The Subscriber and/or any other person(s) may not reproduce, publish or disclose any of the contents of the Report to others without the express authorization of MIPL. This Report is prepared and issued to the Subscriber without any risk, responsibility or liability on the part of MIPL or its officials.

**FINANCIAL ANALYSIS**  
*[all figures are INR Million]*

**DEBT EQUITY RATIO**

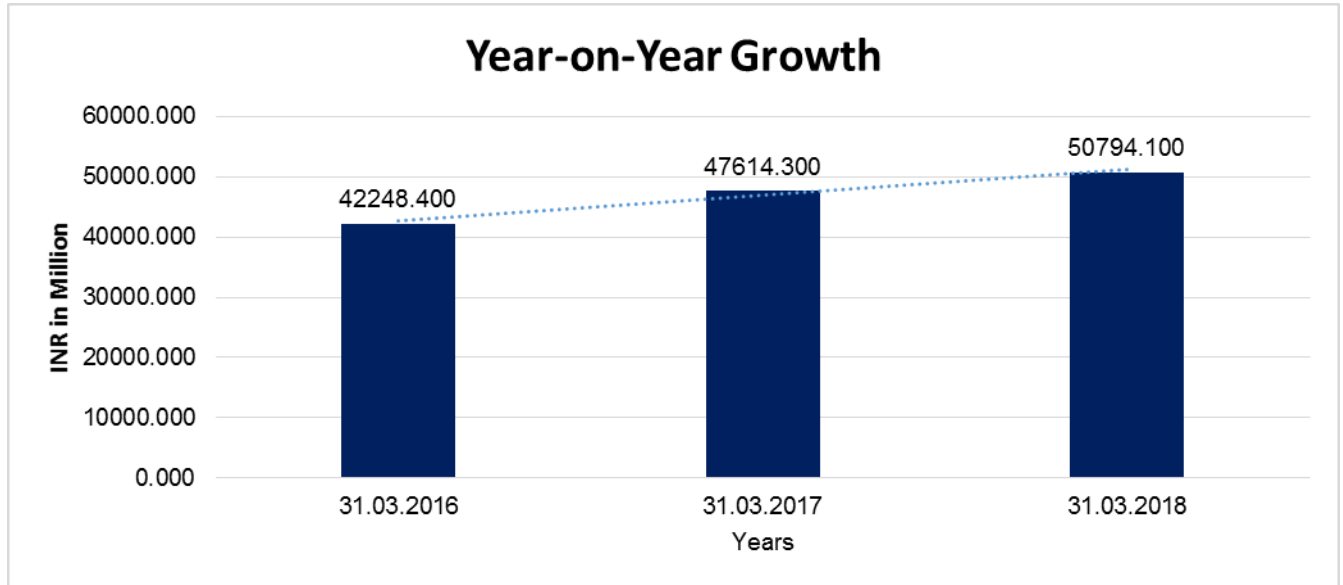
Particular	31.03.2016	31.03.2017	31.03.2018
	INR In Million	INR In Million	INR In Million
Share Capital	1253.500	1253.500	1253.500
Reserves & Surplus	40027.000	40739.400	37153.600
<b>Net worth</b>	<b>41280.500</b>	<b>41992.900</b>	<b>38407.100</b>
Long Term borrowings	41.500	5036.000	8366.500
Short Term borrowings	5781.800	7102.300	6311.400
Current Maturities of Long term debt	2333.500	1197.400	2639.200
<b>Total borrowings</b>	<b>8156.800</b>	<b>13335.700</b>	<b>17317.100</b>
<b>Debt/Equity ratio</b>	<b>0.198</b>	<b>0.318</b>	<b>0.451</b>



**YEAR-ON-YEAR GROWTH**

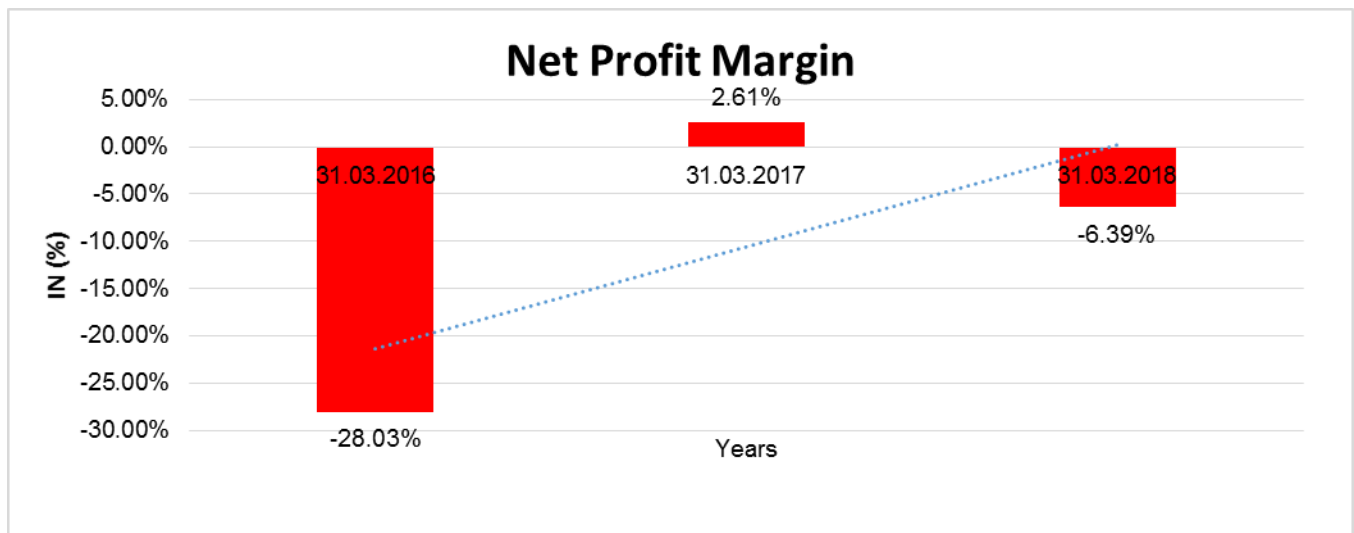
Year on Year Growth	31.03.2016	31.03.2017	31.03.2018
	INR In Million	INR In Million	INR In Million
Sales	42248.400	47614.300	50794.100
		<b>12.701</b>	<b>6.678</b>

**DISCLAIMER** : This Report is **PRIVATE & CONFIDENTIAL** and it is prepared at the request of and for its use by the Subscriber only. The Subscriber shall use the contents of the Report merely as an aid to its business. Mira Inform Private Limited ("MIPL") has collated information/data in the Report, which have not been verified unless otherwise specifically mentioned in the Report. The Subscriber shall independently verify the accuracy and correctness of the information/data before in any way acting upon the same. MIPL shall not be liable for any harm, injury, loss or damage caused to the Subscriber due to default by the Subscriber's debtors/beneficiaries in fulfilling their obligations of any nature whatsoever. This Report or any of its portion shall not be used as a documentary evidence or otherwise before any investigative agencies or forum of law. This Report is confidential and proprietary to MIPL. The Subscriber and/or any other person(s) may not reproduce, publish or disclose any of the contents of the Report to others without the express authorization of MIPL. This Report is prepared and issued to the Subscriber without any risk, responsibility or liability on the part of MIPL or its officials.



#### NET PROFIT MARGIN

Net Profit Margin	31.03.2016	31.03.2017	31.03.2018
	INR In Million	INR In Million	INR In Million
Sales	42248.400	47614.300	50794.100
Profit	(11841.100)	1244.600	(3247.200)
	<b>(28.03%)</b>	<b>2.61%</b>	<b>(6.39%)</b>



**DISCLAIMER** : This Report is **PRIVATE & CONFIDENTIAL** and it is prepared at the request of and for its use by the Subscriber only. The Subscriber shall use the contents of the Report merely as an aid to its business. Mira Inform Private Limited ("MIPL") has collated information/data in the Report, which have not been verified unless otherwise specifically mentioned in the Report. The Subscriber shall independently verify the accuracy and correctness of the information/data before in any way acting upon the same. MIPL shall not be liable for any harm, injury, loss or damage caused to the Subscriber due to default by the Subscriber's debtors/beneficiaries in fulfilling their obligations of any nature whatsoever. This Report or any of its portion shall not be used as a documentary evidence or otherwise before any investigative agencies or forum of law. This Report is confidential and proprietary to MIPL. The Subscriber and/or any other person(s) may not reproduce, publish or disclose any of the contents of the Report to others without the express authorization of MIPL. This Report is prepared and issued to the Subscriber without any risk, responsibility or liability on the part of MIPL or its officials.

**ABRIDGED BALANCE SHEET – (CONSOLIDATED)**

SOURCES OF FUNDS		31.03.2018	31.03.2017
<b>I. EQUITY AND LIABILITIES</b>			
(1) Shareholders' Funds			
(a) Share Capital		1253.500	1253.500
(b) Reserves & Surplus		25887.900	39857.400
(c) Money received against share warrants		0.000	0.000
(2) Share Application money pending allotment		0.000	0.000
<b>Total Shareholders' Funds (1) + (2)</b>		<b>27141.400</b>	<b>41110.900</b>
(3) Non-Current Liabilities			
(a) long-term borrowings		8372.000	5038.000
(b) Deferred tax liabilities (Net)		357.200	2623.000
(c) Other long term liabilities		19.500	20.800
(d) long-term provisions		657.800	712.100
<b>Total Non-current Liabilities (3)</b>		<b>9406.500</b>	<b>8393.900</b>
(4) Current Liabilities			
(a) Short term borrowings		7789.900	7106.700
(b) Trade payables		14236.800	13831.400
(c) Other current liabilities		31423.800	30597.300
(d) Short-term provisions		1195.800	840.800
<b>Total Current Liabilities (4)</b>		<b>54646.300</b>	<b>52376.200</b>
<b>TOTAL</b>		<b>91194.200</b>	<b>101881.000</b>
<b>II. ASSETS</b>			
(1) Non-current assets			
(a) Fixed Assets			
(i) Tangible assets		13791.700	13762.900
(ii) Intangible Assets		1608.500	1847.900
(iii) Capital work-in-progress		387.500	281.800
(iv) Intangible assets under development		336.900	333.000
(v) Goodwill		1673.700	1435.400
(b) Non-current Investments		1453.700	2039.200
(c) Deferred tax assets (net)		276.800	266.200
(d) Long-term Loan and Advances		68.700	66.500
(e) Other Non-current assets		21.900	32.100
<b>Total Non-Current Assets</b>		<b>19619.400</b>	<b>20065.000</b>

**DISCLAIMER** : This Report is **PRIVATE & CONFIDENTIAL** and it is prepared at the request of and for its use by the Subscriber only. The Subscriber shall use the contents of the Report merely as an aid to its business. Mira Inform Private Limited ("MIPL") has collated information/data in the Report, which have not been verified unless otherwise specifically mentioned in the Report. The Subscriber shall independently verify the accuracy and correctness of the information/data before in any way acting upon the same. MIPL shall not be liable for any harm, injury, loss or damage caused to the Subscriber due to default by the Subscriber's debtors/beneficiaries in fulfilling their obligations of any nature whatsoever. This Report or any of its portion shall not be used as a documentary evidence or otherwise before any investigative agencies or forum of law. This Report is confidential and proprietary to MIPL. The Subscriber and/or any other person(s) may not reproduce, publish or disclose any of the contents of the Report to others without the express authorization of MIPL. This Report is prepared and issued to the Subscriber without any risk, responsibility or liability on the part of MIPL or its officials.

**CG POWER AND INDUSTRIAL SOLUTIONS LIMITED - 531391**

**PAGE NO. : 27**

(2) Current assets			
(a) Current investments		0.100	52.200
(b) Inventories		5876.000	8821.000
(c) Trade receivables		20092.300	18771.500
(d) Cash and cash equivalents		6934.400	7607.100
(e) Short-term loans and advances		438.900	762.500
(f) Other current assets		38233.100	45801.700
<b>Total Current Assets</b>		<b>71574.800</b>	<b>81816.000</b>
<b>TOTAL</b>		<b>91194.200</b>	<b>101881.000</b>

**PROFIT & LOSS ACCOUNT- (CONSOLIDATED)**

	PARTICULARS	31.03.2018	31.03.2017
	<b>SALES</b>		
	Income	62875.400	59236.000
	Other Income	395.300	675.600
	<b>TOTAL</b>	<b>63270.700</b>	<b>59911.600</b>
<b>Less</b>	<b>EXPENSES</b>		
	Cost of Materials Consumed	42273.700	38204.100
	Purchases of Stock-in-Trade	466.500	2364.100
	Changes in inventories of finished goods, work-in-progress and Stock-in-Trade	1353.500	(1699.900)
	Excise Duty	989.100	4070.900
	Employees benefits expense	5319.500	5133.400
	Exceptional Items	4427.800	727.300
	Share of Profit / (Loss) from associated and joint venture	17.400	15.700
	Other expenses	7923.100	6739.400
	<b>TOTAL</b>	<b>62770.600</b>	<b>55555.000</b>
	<b>PROFIT/ (LOSS) BEFORE INTEREST, TAX, DEPRECIATION AND AMORTISATION</b>	<b>500.100</b>	<b>4356.600</b>
<b>Less</b>	<b>FINANCIAL EXPENSES</b>	2193.000	1861.100
	<b>PROFIT / (LOSS) BEFORE TAX, DEPRECIATION AND AMORTISATION</b>	<b>(1692.900)</b>	<b>2495.500</b>
<b>Less/ Add</b>	<b>DEPRECIATION/ AMORTISATION</b>	1492.100	1429.400

**DISCLAIMER** : This Report is **PRIVATE & CONFIDENTIAL** and it is prepared at the request of and for its use by the Subscriber only. The Subscriber shall use the contents of the Report merely as an aid to its business. Mira Inform Private Limited ("MIPL") has collated information/data in the Report, which have not been verified unless otherwise specifically mentioned in the Report. The Subscriber shall independently verify the accuracy and correctness of the information/data before in any way acting upon the same. MIPL shall not be liable for any harm, injury, loss or damage caused to the Subscriber due to default by the Subscriber's debtors/beneficiaries in fulfilling their obligations of any nature whatsoever. This Report or any of its portion shall not be used as a documentary evidence or otherwise before any investigative agencies or forum of law. This Report is confidential and proprietary to MIPL. The Subscriber and/or any other person(s) may not reproduce, publish or disclose any of the contents of the Report to others without the express authorization of MIPL. This Report is prepared and issued to the Subscriber without any risk, responsibility or liability on the part of MIPL or its officials.

	<b>PROFIT/ (LOSS) BEFORE TAX</b>		<b>(3185.000)</b>	<b>1066.100</b>
<b>Less</b>	<b>TAX</b>		8474.000	5972.400
	<b>PROFIT/ (LOSS) AFTER TAX</b>		<b>(11659.000)</b>	<b>(4906.300)</b>
	<b>OTHER COMPREHENSIVE INCOME</b>			
	Items that will not be reclassified to profit and loss		(403.100)	(577.700)
	Income Tax relating to items that will not be reclassified to profit or loss		31.400	24.400
	Items that may be reclassified to profit and loss		(1115.400)	588.600
	Income Tax on items that may be reclassified to profit or loss		0.000	0.000
	<b>Total Other Comprehensive Income for the period</b>		<b>(1487.100)</b>	<b>35.300</b>
	<b>TOTAL COMPREHENSIVE INCOME FOR THE PERIOD</b>		<b>(13146.100)</b>	<b>(4871.000)</b>
	<b>Earnings / (Loss) Per Share (INR)</b>		<b>(18.57)</b>	<b>(78.30)</b>

**LEGAL CASE**

<b>Case Details</b>							
<b>Bench:- Bombay</b>							
<b>Presentation Date:- 26/07/2016</b>							
<b>Lodging No.:-</b>	ITXAL/841/2016	<b>Filing Date:-</b>	26/07/2016	<b>Reg. No.:-</b>	ITXA/42/2017	<b>Reg. Date:-</b>	06/01/2017
<b>Petitioner:</b>	THE PR. COMMISSIONER OF INCOME TAX - 6-		<b>Respondent:-</b>	M/S CROMPTON GREAVES LIMITED			
<b>Petn. Adv:-</b>	A R MALHOTRA (I3164)		<b>Resp. Adv :-</b>	SAMEER DALAL (I3965)			
<b>District:-</b>	MUMBAI						
<b>Bench:-</b>	DIVISION						
<b>Status:-</b>	Pre-Admission		<b>Category:-</b>	TAX APPEALS			
<b>Next Date:-</b>	28/06/2017		<b>Stage:-</b>	FOR REJECTION [ORIGINAL SIDE MATTERS]			
<b>Coram:-</b>	ACCORDING TO SITTING LIST						
	ACCORDING TO SITTING LIST						

**DISCLAIMER :** This Report is **PRIVATE & CONFIDENTIAL** and it is prepared at the request of and for its use by the Subscriber only. The Subscriber shall use the contents of the Report merely as an aid to its business. Mira Inform Private Limited ("MIPL") has collated information/data in the Report, which have not been verified unless otherwise specifically mentioned in the Report. The Subscriber shall independently verify the accuracy and correctness of the information/data before in any way acting upon the same. MIPL shall not be liable for any harm, injury, loss or damage caused to the Subscriber due to default by the Subscriber's debtors/beneficiaries in fulfilling their obligations of any nature whatsoever. This Report or any of its portion shall not be used as a documentary evidence or otherwise before any investigative agencies or forum of law. This Report is confidential and proprietary to MIPL. The Subscriber and/or any other person(s) may not reproduce, publish or disclose any of the contents of the Report to others without the express authorization of MIPL. This Report is prepared and issued to the Subscriber without any risk, responsibility or liability on the part of MIPL or its officials.

<b>Act :-</b>	Income Tax Act, 1961	<b>Under Section:-</b>	260A
---------------	----------------------	------------------------	------

Case Details			
Bench:- Bombay			
Presentation Date:- 07/10/2016			
<b>Lodging No.:-</b>	CEXAL/258/2016	<b>Filing Date:-</b>	07/10/2016
<b>Petitioner:</b>	THE COMMISSIONER OF CENTRAL EXCISE, MUMBAI-III	<b>Respondent:-</b>	M/S CROMPTON GREAVES LIMITED
<b>Petn. Adv:-</b>	SHALAKA GUJAR (I13940)		
<b>District:-</b>	MUMBAI		
<b>Bench:-</b>	SINGLE		
<b>Status:-</b>	Pre-Admission	<b>Category:-</b>	CENTRAL EXCISE APPEAL (CEXA)
<b>Last Date:-</b>	02/02/2017	<b>Stage:-</b>	FOR REJECTION [ORIGINAL SIDE MATTERS]
<b>Last Coram:-</b>	REGISTRAR(OS)/PROTHONOTARY & SR. MASTER		
<b>Act :-</b>	Central Excise & Salt Act	<b>Under Section:-</b>	35 G

Case Details			
Bench:- Bombay			
Presentation Date:- 25/10/2016			
<b>Lodging No.:-</b>	NMAL/3159/2016	<b>Filing Date:-</b>	25/10/2016
<b>Reg. No.:-</b>	NMA/2971/2016	<b>Reg. Date:-</b>	19/12/2016
Main Matter			
<b>Lodging No.:-</b>	CEXAL/258/2016		
<b>Petitioner:</b>	THE COMMISSIONER OF CENTRAL EXCISE, MUMBAI-III	<b>Respondent:-</b>	M/S CROMPTON GREAVES LIMITED
<b>Petn. Adv:-</b>	SHALAKA GUJAR (I13940)		
<b>District:-</b>	MUMBAI		
<b>Bench:-</b>	DIVISION		
<b>Status:-</b>	Pre-Admission	<b>Category:-</b>	NOTICE OF MOTION (APPEAL)
<b>Next Date:-</b>	12/06/2017	<b>Stage:-</b>	NOTICE OF MOTION FOR HEARING [ORIGINAL SIDE MATTERS]
<b>Coram:-</b>	HON'BLE SHRI JUSTICE S.C. DHARMADHIKARI		

	HON'BLE SHRI JUSTICE PRAKASH DEU NAIK
<b>Act :-</b>	Central Excise & Salt Act

**LOCAL AGENCY FURTHER INFORMATION**

Sr. No.	Check list by info agents	Available in Report (Yes/No)
1	Year of establishment	Yes
2	Constitution of the entity -Incorporation details	Yes
3	Locality of the entity	Yes
4	Premises details	No
5	Buyer visit details	--
6	Contact numbers	Yes
7	Name of the person contacted	Yes
8	Designation of contact person	Yes
9	Promoter's background	Yes
10	Date of Birth of Proprietor / Partners / Directors	Yes
11	Pan Card No. of Proprietor / Partners	No
12	Voter Id Card No. of Proprietor / Partners	No
13	Type of business	Yes
14	Line of Business	Yes
15	Export/import details (if applicable)	No
16	No. of employees	Yes
17	Details of sister concerns	Yes
18	Major suppliers	No
19	Major customers	No
20	Banking Details	Yes
21	Banking facility details	Yes
22	Conduct of the banking account	--
23	Financials, if provided	Yes
24	Capital in the business	Yes
25	Last accounts filed at ROC, if applicable	Yes
26	Turnover of firm for last three years	Yes
27	Reasons for variation <> 20%	--
28	Estimation for coming financial year	No
29	Profitability for last three years	Yes
30	Major shareholders, if available	Yes
31	External Agency Rating, if available	Yes
32	Litigations that the firm/promoter involved in	Yes
33	Market information	--
34	Payments terms	No

35	Negative Reporting by Auditors in the Annual Report	No
----	-----------------------------------------------------	----

## CORPORATE INFORMATION

Subject, formerly known as Crompton Greaves Limited is a limited company incorporated and domiciled in India whose shares are publicly traded. The registered office is located at 6<sup>th</sup> Floor, CG house, CG house, Dr. Annie Besant Road, Worli Mumbai – 400030. The company has changed its home from Crompton Greaves Limited to CG Power and Industrial Solutions Limited w.e.f. 27<sup>th</sup> February 2017.

The Company is a global enterprises providing end-to-end solutions to utilities, industries and consumers for this management and application of efficient and sustainable electrical energy. Of orders products, services and solutions in two main business segments viz. Power Systems and Industrial Systems for the year ended 31<sup>st</sup> March 2018.

The financial statement of the company for the year ended 31<sup>st</sup> March, 2018 were authorized for issue an accordance with resolution of the directors on 30<sup>th</sup> May 2018.

## THE YEAR IN RETROSPECT

The Stand-alone and Consolidated Financial Statements of the Company represent the continuing operations for the year ended 31 March 2017. The discontinued operations have been presented under a separate head.

FY2017 has been a steady and an encouraging one. The Company achieved a stand-alone gross turnover from continued operations of 14,761 crore, during the year under review, as compared to 142250.000 Million during the previous year, recording a growth of 12.7%. The consolidated net revenue of the Company during FY2017 from continued operations recorded a growth of 9.4% and stood at 161200.000 Million, as compared with 155950.000 Million in the last year.

The stand-alone profit before tax from continuing operations of the Company for the year amounted to 11570.000 Million as compared to a loss of 1(11390.000) Million for the previous year, recording an increase of 113.8%. The consolidated profit before tax from continuing operations for the year under review amounted to 11270.000 Million as compared to 11800.000 Million in the previous year, recording a decrease of 29.7% over last year.

## NAME CHANGE

Pursuant to the Scheme of Arrangement between the Company and Crompton Greaves Consumer Electricals Limited (CGCEL) as sanctioned by the Hon'ble High Court of Bombay on 20 November 2015, inter-alia, the trademarks associated with the Company's erstwhile consumer products business viz 'Crompton' and 'Crompton Greaves' were transferred to CGCEL. Since the Company, consequent to demerger of its erstwhile consumer products business, operates in a fully integrated B2B segment comprising of Power Transmission, Distribution and Industrial Businesses, the registered trademark 'CG' associated with the B2B business has been retained by the Company.

As a consequence of the above and pursuant to approval of the Members of the Company vide Special Resolution dated 25 January 2017 and the Central Government / Registrar of Companies, Mumbai on 27

**DISCLAIMER** : This Report is **PRIVATE & CONFIDENTIAL** and it is prepared at the request of and for its use by the Subscriber only. The Subscriber shall use the contents of the Report merely as an aid to its business. Mira Inform Private Limited ("MIPL") has collated information/data in the Report, which have not been verified unless otherwise specifically mentioned in the Report. The Subscriber shall independently verify the accuracy and correctness of the information/data before in any way acting upon the same. MIPL shall not be liable for any harm, injury, loss or damage caused to the Subscriber due to default by the Subscriber's debtors/beneficiaries in fulfilling their obligations of any nature whatsoever. This Report or any of its portion shall not be used as a documentary evidence or otherwise before any investigative agencies or forum of law. This Report is confidential and proprietary to MIPL. The Subscriber and/or any other person(s) may not reproduce, publish or disclose any of the contents of the Report to others without the express authorization of MIPL. This Report is prepared and issued to the Subscriber without any risk, responsibility or liability on the part of MIPL or its officials.

February 2017, the Company changed its name from 'Crompton Greaves Limited' to 'CG Power and Industrial Solutions Limited' effective 27 February 2017.

The new name 'CG Power and Industrial Solutions Limited' appropriately represents and reflects the business in which the Company is presently engaged and the existing registered trademark / logo used by the Company. The change of Company name does not result in change of the legal status, constitution, operations, activities of the Company, nor does it affect any rights, liabilities or obligations of the Company.

### **FINANCIAL PERFORMANCE**

Net sales and services increased by 14.3% to INR 49810.000 Million.

Operating EBIDTA grew by 10.6% to INR 3450.000 Million.

Because of a significant increase in finance costs in FY2018, operating PBT (excluding other income) reduced from INR 570.000 Million in FY2017 to INR 290.000 Million in FY2018. Including 'other income', PBT reduced from INR 2570.000 Million in FY2017 to INR 2270.000 Million in FY2018. The increase in finance cost was on account of larger loans taken in India to finance the losses in some international operations.

During the quarter ended 31 March 2018, the Company examined the recoverability of certain overdue / non-recoverable assets and, after analysis, chose to write these off. These have been accounted for as exceptional items amounting to INR 4530.000 Million which also include provision for litigation claims, advances given to subsidiaries and related foreign exchange gain / loss.

Because of the size of the write off on account of exceptional items, net profit for the year swung from a profit of INR 1250.000 Million in FY2017 to a loss of INR 3250.000 Million in FY2018.

Net profit from continuing operations decreased from a profit of INR 1460.000 Million in FY2017 to a net loss of INR 2730.000 Million in FY2018.

Cash profit from continuing operations increased from INR 2830.000 Million in FY2017 to INR 3010.000 Million in FY2018.

Net loss from discontinued operations was INR 520.000 Million in FY2018 versus INR 210.000 Million in the previous financial year.

### **MANAGEMENT DISCUSSION AND ANALYSIS**

CG Power and Industrial Solutions Limited ('CG' or 'the Company'), which is the erstwhile Crompton Greaves Limited after spinning off its consumer business, is a pure B2B company spanning two major businesses. These are:

(i) The Power Systems business unit, involving power transmission and distribution equipment and system solutions that cover many differentiated products and services from ultra-high voltage (UHV), high voltage (HV), medium voltage (MV) and low voltage (LV).

**DISCLAIMER** : This Report is **PRIVATE & CONFIDENTIAL** and it is prepared at the request of and for its use by the Subscriber only. The Subscriber shall use the contents of the Report merely as an aid to its business. Mira Inform Private Limited ("MIPL") has collated information/data in the Report, which have not been verified unless otherwise specifically mentioned in the Report. The Subscriber shall independently verify the accuracy and correctness of the information/data before in any way acting upon the same. MIPL shall not be liable for any harm, injury, loss or damage caused to the Subscriber due to default by the Subscriber's debtors/beneficiaries in fulfilling their obligations of any nature whatsoever. This Report or any of its portion shall not be used as a documentary evidence or otherwise before any investigative agencies or forum of law. This Report is confidential and proprietary to MIPL. The Subscriber and/or any other person(s) may not reproduce, publish or disclose any of the contents of the Report to others without the express authorization of MIPL. This Report is prepared and issued to the Subscriber without any risk, responsibility or liability on the part of MIPL or its officials.

(ii) The Industrial Systems business unit, consisting of rotating machines (motors and alternators) across a wide spectrum of power and ratings, automated AC, DC and variable frequency drives and control systems as well as traction electronics and machines, signalling and coach products and integrated solutions for railway transportation.

Customers consist of major utilities and industries across the globe spanning various sectors such as power generation, transmission, distribution and renewables, oil and gas, cement, metals and mining, and in railways and transportation.

Each of the two business units (BUs), Power and Industrial Systems, is treated as a profit centre and is responsible for generating revenue growth, profitability and capital efficiency.

## **OUTLOOK**

It is useful to begin with the legacy of the past. As they have discussed in the last few annual reports, CG suffered from losses incurred by some of its international operations – which needed to be made good by regular cash outflows from the parent company.

Given these circumstances, the Board of Directors favoured selling these loss-making businesses at reasonable enterprise value to focus on Cg's profitable core competency – one of producing transformers and industrial systems out of profitable plants in India and Indonesia, and of selling these in India as well as to other parts of the world.

Thus, CG divested itself of the power transformer business in Canada in FY 2016: Sold the automation business under ZIV to Alfanar Electric LLC of Saudi Arabia in March 2017; and exited from the distribution franchise business at Jalgaon, Maharashtra. In FY 2018, they sold the company's wholly owned power business in the USA to WEG, a major Brazilian multinational in electric motors and other electro products, for an enterprise value of US\$37 million. This divestment was completed on 31 July 2017. And as they write, efforts are on to sell the company's Hungarian business, excluding switchgears.

That was the pruning of loss-making or relative unprofitable businesses. What about the company's core businesses, namely power systems in India and Indonesia and its industrial systems business in India.

These have done well in FY 2017 and FY 2018. Order input has risen in FY 2018 compared to the previous year, as has net sales, EBIDTA and the asset efficiency ratios. For the standalone entity covering Indian operations, the ratio of EBIDTA (with other income) to net sales stood at 10.9% in FY 2018. In sort, over the last two years, CG has become a leaner, better managed and a more profitable enterprise.

Adopting Ind As also helped CG to generate a cleaner and tighter balance sheet. This year, the Company's management, its Risk and Audit Committee and Board of Directors decided that a further cleaning up was needed. This related to provisions for litigation claims, other advances and overdue inventories. The Risk and Audit Committee and the Board of Directors chose to write these off. These have been accounted for as exceptional terms (net) amounting to INR 4430.000 Million.

Although these exceptional items imposed a non-cash cost on the profit and loss accounts of both the standalone and consolidated entities, they believe that this clean-up was warranted. It has, over a longer term, helped to create a more sustainable financial architecture and a tighter balance sheet.

**CG POWER AND INDUSTRIAL SOLUTIONS LIMITED - 531391**

**PAGE NO. : 34**

Operationally, CG India has done well Power transformers are on a stable footing, and distribution transformer sales and profitability continue to rise. Motors are doing very well. And CG has performed excellently in securing its highest ever orders from Indian Railways.

The Indonesia operations have also done well. Even the Belgian power transformer and systems operations, though still treated as discontinued, have turned around.

Therefore, if they can completed the Hungarian investment and some other relatively minor sales of overseas entities, and if the Indian economy grows at 7% per year or more as predicted by the Reserve Bank of India. They ought to see even better operational and financial performance of CG in FY 2019.

**UNSECURED LOANS**

Unsecured Loan	31.03.2018 (INR in Million)	31.03.2017 (INR in Million)
<b>Long-term Borrowings</b>		
Term loans from Bank	368.500	1131.900
<b>Short-term Borrowings</b>		
<b>Working Capital Loan from Banks:</b>		
Demand Loan	2928.400	3917.900
Supplier Finance Facility	897.100	886.200
<b>Total</b>	<b>4194.000</b>	<b>5936.000</b>

**INDEX OF CHARGES:**

S No	SRN	Charge Id	Charge Holder Name	Date of Creation	Date of Modification	Date of Satisfaction	Amount	Address
1	G881 17791	1001 7901 2	YES BANK LIMITED	16/05/2018	-	-	5182666991.25	NEHRU CENTRE, 9TH FLOOR, DISCOVERY OF INDIA, DR A.B. ROAD, WORLIMUMBAIMH400018IN
2	G828 09690	1001 5962 5	Axis Bank Limited	23/02/2018	30/03/2018	-	3050000000.0	Corporate Banking Branch 12, Mittal Towers, A Wing, 1st Floor, Nariman Point Mumbai MH400021IN
3	G586 35517	1001 2708 3	VISTRA ITCL INDIA LIMITED	26/09/2017	28/09/2017	-	5000000000.0	THE IL&FS FINANCE CENTRE, PLOT C-22, G BLOCK, BANDRA KURLA COMPLEX, BANDRA EAST MUMBAI MH4000511N
4	G509 59758	1001 1705 1	Axis Bank Limited	20/07/2017	-	-	5000000000.0	Corporate Banking Branch 12, Mittal Towers, A Wing, 1st Floor, Nariman

**DISCLAIMER :** This Report is **PRIVATE & CONFIDENTIAL** and it is prepared at the request of and for its use by the Subscriber only. The Subscriber shall use the contents of the Report merely as an aid to its business. Mira Inform Private Limited ("MIPL") has collated information/data in the Report, which have not been verified unless otherwise specifically mentioned in the Report. The Subscriber shall independently verify the accuracy and correctness of the information/data before in any way acting upon the same. MIPL shall not be liable for any harm, injury, loss or damage caused to the Subscriber due to default by the Subscriber's debtors/beneficiaries in fulfilling their obligations of any nature whatsoever. This Report or any of its portion shall not be used as a documentary evidence or otherwise before any investigative agencies or forum of law. This Report is confidential and proprietary to MIPL. The Subscriber and/or any other person(s) may not reproduce, publish or disclose any of the contents of the Report to others without the express authorization of MIPL. This Report is prepared and issued to the Subscriber without any risk, responsibility or liability on the part of MIPL or its officials.

**CG POWER AND INDUSTRIAL SOLUTIONS LIMITED - 531391**

**PAGE NO. : 35**

								PointMumbaiMH400021IN
5	G688 74833	1001 2128 2	ADITYA BIRLA FINANCE LIMITED	01/02/2 017	28/09/2 017	-	2000000000.0	Indian Rayon Compound,VeravalGu362 266IN
6	G096 67759	1000 4499 7	STATE BANK OF INDIA	11/08/2 016	-	-	26300000000. 0	CAG -BKC BRANCH, MUMBAI "THE CAPITAL" 16TH FLOOR,A WING, BANDRA KURLA COMPLEX, BANDRA (EAST)MUMBAIMH40005 1IN
7	C427 29632	8001 5435	UNION BANK OF INDIA LIMITED	29/10/1 987	19/01/2 015	-	33000000000. 0	INDUSTRIAL FINANCE BRANCH , UNION BANK BHAVAN1ST FLOOR , VIDHAN BHAVAN MARG, NARIMAN POINTMUMBAIMH400021 IN
8	G602 54927	1000 5485 3	YES BANK LIMITED	22/09/2 016	09/05/2 017	03/11/2 017	5000000000.0	NEHRU CENTRE, 9TH FLOOR, DISCOVERY OF INDIA,DR A.B. ROAD, WORLIMUMBAIMH40001 8IN
9	B440 85272	8006 5325	International Finance Corporation	05/05/2 005	05/05/2 005	30/06/2 012	6900000000.0	2121 Pennsylvania Avenue. N.WWashington D.CWashingtonNA20433U S
10	A721 09689	8005 6328	COOPERATI EVE CENTRALE RAIFFEISEN - BOERENLEE N BANK B.A.	29/10/2 004	-	07/10/2 009	4600000000.0	77 RABINSON ROAD # 09-00,SIA BUILDINGSINGAPORENA 068896SG

**STANDALONE UNAUDITED FINANCIAL RESULTS FOR THE QUARTER ENDED, 30TH JUNE, 2018  
(INR In Million)**

Particulars		Quarter ended <b>30.06.2018</b> <b>(Unaudited)</b>
<b>INCOME FROM OPERATIONS</b>		
Net Sales		11798.400
Other Operating Income		374.500
<b>Total Income from Operations</b>		<b>12172.900</b>
<b>EXPENSES</b>		

**DISCLAIMER** : This Report is **PRIVATE & CONFIDENTIAL** and it is prepared at the request of and for its use by the Subscriber only. The Subscriber shall use the contents of the Report merely as an aid to its business. Mira Inform Private Limited ("MIPL") has collated information/data in the Report, which have not been verified unless otherwise specifically mentioned in the Report. The Subscriber shall independently verify the accuracy and correctness of the information/data before in any way acting upon the same. MIPL shall not be liable for any harm, injury, loss or damage caused to the Subscriber due to default by the Subscriber's debtors/beneficiaries in fulfilling their obligations of any nature whatsoever. This Report or any of its portion shall not be used as a documentary evidence or otherwise before any investigative agencies or forum of law. This Report is confidential and proprietary to MIPL. The Subscriber and/or any other person(s) may not reproduce, publish or disclose any of the contents of the Report to others without the express authorization of MIPL. This Report is prepared and issued to the Subscriber without any risk, responsibility or liability on the part of MIPL or its officials.

**CG POWER AND INDUSTRIAL SOLUTIONS LIMITED - 531391**

**PAGE NO. : 36**

Cost of materials consumed		8708.100
Purchase of Stock in Trade		46.800
Changes in inventories of finished goods and work-in-progress		(745.600)
Excise duty		--
Employee benefits expense		1005.600
Finance Costs		516.700
Depreciation and Amortization expenses		252.700
Other Expenditure		1874.300
<b>Total Expenses</b>		<b>11663.100</b>
Profit before Exceptional items and tax		509.800
Net Exceptional items		14.600
<b>Profit / (Loss) before Tax</b>		<b>524.400</b>
Tax Expense		156.300
<b>Profit / (Loss) after Tax</b>		<b>368.100</b>
<b>Other Comprehensive income:</b>		
(i) Items that will not be reclassified to profit or loss		(14.800)
(ii) Income tax relating to items that will not be reclassified to profit or loss		3.200
Paid-up Equity Share Capital (Face value INR 10/- per share)		1253.500
Reserves (excluding Revaluation Reserve)		--
<b>Earnings per Share (EPS) - INR</b>		
<b>Basic</b>		<b>0.59</b>
<b>Diluted</b>		<b>0.59</b>

**STANDALONE SEGEMENT – WISE REVENUE, RESULTS, ASSTES AND LIABILITIES FOR THE YEAR ENDED 30<sup>TH</sup> JUNE,2018**

			(INR In Million)
<b>SOURCES OF FUNDS</b>			<b>30.06.2018 (Unaudited)</b>
<b>I. Segment Revenue</b>			
(a) Power System			5268.000
(b) Industrial System			6538.700
<b>Total</b>			<b>11806.700</b>
Less: Inter – Segment Revenue			8.300
<b>Total income from operation</b>			<b>11798.400</b>
<b>2. Segment Results:</b>			
[ Profit / (loss) before tax and finance costs from each segment]			
a) Power System			352.00
b) Industrial System			647.600
<b>Total</b>			<b>999.600</b>
<b>Less:</b>			
(i) Finance costs			516.700
(ii) Other un-allocable expenditure			
Net of un-allocable income			(26.900)

**DISCLAIMER** : This Report is **PRIVATE & CONFIDENTIAL** and it is prepared at the request of and for its use by the Subscriber only. The Subscriber shall use the contents of the Report merely as an aid to its business. Mira Inform Private Limited ("MIPL") has collated information/data in the Report, which have not been verified unless otherwise specifically mentioned in the Report. The Subscriber shall independently verify the accuracy and correctness of the information/data before in any way acting upon the same. MIPL shall not be liable for any harm, injury, loss or damage caused to the Subscriber due to default by the Subscriber's debtors/beneficiaries in fulfilling their obligations of any nature whatsoever. This Report or any of its portion shall not be used as a documentary evidence or otherwise before any investigative agencies or forum of law. This Report is confidential and proprietary to MIPL. The Subscriber and/or any other person(s) may not reproduce, publish or disclose any of the contents of the Report to others without the express authorization of MIPL. This Report is prepared and issued to the Subscriber without any risk, responsibility or liability on the part of MIPL or its officials.

**CG POWER AND INDUSTRIAL SOLUTIONS LIMITED - 531391**

**PAGE NO. : 37**

<b>Add:</b>			
(i) Exceptional Items (net)			14.600
<b>Profit / (loss) from ordinary activities before tax</b>			<b>524.400</b>
<b>3. Segment Assets:</b>			
a) Power System			18504.200
b) Industrial System			10066.900
c) Unallocable			42892.00
d) Discontinued Operations			748.000
<b>Total Segment Assets</b>			<b>72211.100</b>
<b>4. Segment Liabilities</b>			
a) Power System			8666.000
b) Industrial System			5842.000
c) Unallocable			2867.300
d) Discontinued Operations			--
<b>Total Segment Liabilities</b>			<b>17375.300</b>

**Note:**

1. The above unaudited standalone results have been reviewed by the Audit Committee and approved by the Board of Directors at its meeting held on 10th August, 2018. The statutory auditors have carried out a limited review of the financial results of the Company as required under Regulation 33 of the SEBI (Listing Obligations and Disclosure Requirements) Regulations, 2015 as amended (the 'Listing Regulations').

2. Other comprehensive income is in respect of fair valuation of other investment and employee benefits.

3. The Ministry of Corporate Affairs has notified Ind AS 115 "Revenue from contracts with customers" on 28th March, 2018 which is mandatory and effective from 1st April, 2018. The Company has aligned its policy of revenue recognition with Ind AS 115. The cumulative effect of initial application of Ind AS 115 upto 31st March, 2018 has been adjusted in opening retained earnings as per the standard. Similar impact on the financial results for the quarter ended 30th June, 2018 is not material.

**4. Discontinued businesses:**

a. In respect of discontinued Distribution Franchise business (Jalgaon), the Company and Maharashtra State Electricity Distribution Company Limited (MSEDCL) have entered into final settlement on 16th February, 2018. Based on the same, the Company has written off amount of Rs. 49.56 crore and Rs. 79.56 crore towards receivable from MSEDCL during the quarter and year ended 31st March, 2018 respectively, which is disclosed under Discontinued Operations. The balance of Rs. 74.80 crore is subject to receivable from MSEDCL as and when the MSEDCL receives the dues from the Customers.

b. Details of the discontinued businesses as on 30th June, 2018 included therein are given below in terms of the requirement of Indian Accounting Standard (Ind AS) 105:

For Table, kindly refer Corporate Announcements on [www.bseindia.com](http://www.bseindia.com).

5. Exceptional items for the quarter ended 30th June, 2018 and 30th June, 2017 includes unrealised exchange

**DISCLAIMER :** This Report is **PRIVATE & CONFIDENTIAL** and it is prepared at the request of and for its use by the Subscriber only. The Subscriber shall use the contents of the Report merely as an aid to its business. Mira Inform Private Limited ("MIPL") has collated information/data in the Report, which have not been verified unless otherwise specifically mentioned in the Report. The Subscriber shall independently verify the accuracy and correctness of the information/data before in any way acting upon the same. MIPL shall not be liable for any harm, injury, loss or damage caused to the Subscriber due to default by the Subscriber's debtors/beneficiaries in fulfilling their obligations of any nature whatsoever. This Report or any of its portion shall not be used as a documentary evidence or otherwise before any investigative agencies or forum of law. This Report is confidential and proprietary to MIPL. The Subscriber and/or any other person(s) may not reproduce, publish or disclose any of the contents of the Report to others without the express authorization of MIPL. This Report is prepared and issued to the Subscriber without any risk, responsibility or liability on the part of MIPL or its officials.

**CG POWER AND INDUSTRIAL SOLUTIONS LIMITED - 531391**

**PAGE NO. : 38**

gain. Exceptional items for the quarter ended 31st March, 2018 and year end 31st March, 2018 includes litigation claims, unrealised exchange gain / (loss) and a set of write offs in relation to loans and advances given to subsidiaries, inventories and other receivables where the management believed that the recoveries were uncertain.

6. The Company is liable to Goods and Services Tax (GST) with effect from 1st July, 2017. The Revenue for the quarter ended 30th June, 2018 and 31st March, 2018 is net of such GST. However the revenue for the comparative quarter ended 30th June, 2017, year-to-date revenues for the year ended 31st March, 2018 are inclusive of excise duty. The comparable figures for Revenue from operations (net of excise duty) are as under For Table, kindly refer Corporate Announcements on [www.bseindia.com](http://www.bseindia.com).

There is no impact of the above on the profit before tax and profit after tax.

7. Figures of the previous quarters / year have been regrouped, wherever necessary to correspond with the current quarter. Hence, the corresponding component figures are comparable with all respective quarter of the financial results.

**CONTINGENT LIABILITIES:**

(INR in million)

<b>PARTICULARS</b>	<b>31.03.2018</b>	<b>31.03.2017</b>
Claims against the Company not acknowledged as debts	72.500	90.100
Sales tax / VAT liability that may arise in respect of matters in appeal	474.800	420.600
Excise duty / customs duty / service tax liability that may arise in respect of matters in appeal	62.500	63.500
Income tax liability that may arise in respect of matters in appeal preferred by the department	64.700	109.600

**FIXED ASSETS**

- Freehold Land
- Leasehold Land
- Building
- Furniture and Fixture
- Plant and Machinery
- Leasehold Plant and Machinery
- Vehicle
- Office Equipment

**CMT REPORT (Corruption, Money Laundering & Terrorism]**

The Public Notice information has been collected from various sources including but not limited to: **The Courts, India Prisons Service, Interpol, etc.**

**1] INFORMATION ON DESIGNATED PARTY**

No records exist designating subject or any of its beneficial owners, controlling shareholders or senior officers as terrorist or terrorist organization or whom notice had been received that all financial transactions involving their assets have been blocked or convicted, found guilty or against whom a judgement or order had been entered in a proceedings for violating money-laundering, anti-corruption or bribery or international economic or anti-terrorism sanction laws or whose assets were seized, blocked, frozen or ordered forfeited for violation of money laundering or international anti-terrorism laws.

**2] Court Declaration :**

No records exist to suggest that subject is or was the subject of any formal or informal allegations, prosecutions or other official proceeding for making any prohibited payments or other improper payments to government officials for engaging in prohibited transactions or with designated parties.

**3] Asset Declaration :**

No records exist to suggest that the property or assets of the subject are derived from criminal conduct or a prohibited transaction.

**4] Record on Financial Crime :**

Charges or conviction registered against subject: **None**

**5] Records on Violation of Anti-Corruption Laws :**

Charges or investigation registered against subject: **None**

**6] Records on Int'l Anti-Money Laundering Laws/Standards :**

Charges or investigation registered against subject: **None**

**7] Criminal Records**

No available information exist that suggest that subject or any of its principals have been formally charged or convicted by a competent governmental authority for any financial crime or under any formal investigation by a competent government authority for any violation of anti-corruption laws or international anti-money laundering laws or standard.

**8] Affiliation with Government :**

No record exists to suggest that any director or indirect owners, controlling shareholders, director, officer or employee of the company is a government official or a family member or close business associate of a Government official.

**9] Compensation Package :**

Our market survey revealed that the amount of compensation sought by the subject is fair and reasonable and comparable to compensation paid to others for similar services.

**10] Press Report :**

No press reports / filings exists on the subject.

**CORPORATE GOVERNANCE**

MIRA INFORM as part of its Due Diligence do provide comments on Corporate Governance to identify management and governance. These factors often have been predictive and in some cases have created vulnerabilities to credit deterioration.

Our Governance Assessment focuses principally on the interactions between a company's management, its Board of Directors, Shareholders and other financial stakeholders.

**CONTRAVENTION**

Subject is not known to have contravened any existing local laws, regulations or policies that prohibit, restrict or otherwise affect the terms and conditions that could be included in the agreement with the subject.

**FOREIGN EXCHANGE RATES**

Currency	Unit	INR
US Dollar	1	INR 72.67
UK Pound	1	INR 95.59
Euro	1	INR 84.90

**INFORMATION DETAILS**

Information Gathered by :	KMN
Analysis Done by :	NIY
Report Prepared by :	SUJ

**SCORE FACTORS**

DEMERIT POINTS		
--BANK CHARGES	YES/NO	YES
--LITIGATION	YES/NO	YES
--OTHER ADVERSE INFORMATION	YES/NO	NO
MERIT POINTS		
--SOLE DISTRIBUTORSHIP	YES/NO	NO
--EXPORT ACTIVITIES	YES/NO	NO
--AFFILIATION	YES/NO	YES
--LISTED	YES/NO	YES
--OTHER MERIT FACTORS	YES/NO	YES

**RATING EXPLANATIONS**

Credit Rating	Explanation	Rating Comments
A++	Minimum Risk	Business dealings permissible with minimum risk of default
A+	Low Risk	Business dealings permissible with low risk of default
A	Acceptable Risk	Business dealings permissible with moderate risk of default
B	Medium Risk	Business dealings permissible on a regular monitoring basis
C	Medium High Risk	Business dealings permissible preferably on secured basis
D	High Risk	Business dealing not recommended or on secured terms only
NB	New Business	No recommendation can be done due to business in infancy stage
NT	No Trace	No recommendation can be done as the business is not traceable

NB is stated where there is insufficient information to facilitate rating. However, it is not to be considered as unfavourable.

This score serves as a reference to assess SC's credit risk and to set the amount of credit to be extended. It is calculated from a composite of weighted scores obtained from each of the major sections of this report. The assessed factors are as follows:

- Financial condition covering various ratios
- Company background and operations size
- Promoters / Management background
- Payment record
- Litigation against the subject
- Industry scenario / competitor analysis
- Supplier / Customer / Banker review (wherever available)

**DISCLAIMER** : This Report is **PRIVATE & CONFIDENTIAL** and it is prepared at the request of and for its use by the Subscriber only. The Subscriber shall use the contents of the Report merely as an aid to its business. Mira Inform Private Limited ("MIPL") has collated information/data in the Report, which have not been verified unless otherwise specifically mentioned in the Report. The Subscriber shall independently verify the accuracy and correctness of the information/data before in any way acting upon the same. MIPL shall not be liable for any harm, injury, loss or damage caused to the Subscriber due to default by the Subscriber's debtors/beneficiaries in fulfilling their obligations of any nature whatsoever. This Report or any of its portion shall not be used as a documentary evidence or otherwise before any investigative agencies or forum of law. This Report is confidential and proprietary to MIPL. The Subscriber and/or any other person(s) may not reproduce, publish or disclose any of the contents of the Report to others without the express authorization of MIPL. This Report is prepared and issued to the Subscriber without any risk, responsibility or liability on the part of MIPL or its officials.