

MIRA INFORM REPORT

Report No. :	531148
Report Date :	22.09.2018

IDENTIFICATION DETAILS

Name :	METAL FORGINGS PRIVATE LIMITED
Registered Office :	B-1, Mayapuri Industrial Area, Phase – I, New Delhi - 110064
Tel. No.:	91-11-28114376/28114458
Country :	India
Financials (as on) :	31.03.2017
Date of Incorporation :	22.02.1962
CIN No.: [Company Identification No.]	U74899DL1962PTC003661
Capital Investment / Paid-up Capital :	INR 9.511 Million
PAN No.: [Permanent Account No.]	AAACM0439L
GSTN : [Goods & Service Tax Registration No.]	07AAACM0439L1ZI
Legal Form :	Private Limited Liability Company
Line of Business :	<ul style="list-style-type: none"> Manufacturer of rolling shutters of Iron and Steel. [Registered activity] Manufacturer and Exporter of Carbon steel forgings, Sheet metal forging, forgings steel, Alloy steel forgings, Pipe fitting, Ring roll forgings etc. [Confirmed by management]
No. of Employees :	600 (Approximately)

RATING & COMMENTS

(Mira Inform has adopted New Rating mechanism w.e.f. 23rd January 2017)

MIRA's Rating :

A

DISCLAIMER : This Report is **PRIVATE & CONFIDENTIAL** and it is prepared at the request of and for its use by the Subscriber only. The Subscriber shall use the contents of the Report merely as an aid to its business. Mira Inform Private Limited ("MIPL") has collated information/data in the Report, which have not been verified unless otherwise specifically mentioned in the Report. The Subscriber shall independently verify the accuracy and correctness of the information/data before in any way acting upon the same. MIPL shall not be liable for any harm, injury, loss or damage caused to the Subscriber due to default by the Subscriber's debtors/beneficiaries in fulfilling their obligations of any nature whatsoever. This Report or any of its portion shall not be used as a documentary evidence or otherwise before any investigative agencies or forum of law. This Report is confidential and proprietary to MIPL. The Subscriber and/or any other person(s) may not reproduce, publish or disclose any of the contents of the Report to others without the express authorization of MIPL. This Report is prepared and issued to the Subscriber without any risk, responsibility or liability on the part of MIPL or its officials.

Credit Rating	Explanation	Rating Comments
A	Acceptable Risk	Business dealings permissible with moderate risk of default

Status :	Satisfactory
Payment Behaviour :	Slow but correct
Litigation :	Clear
Comments :	<p>Subject was incorporated in the year 1962. The company is a manufacturer and exporter of carbon steel forgings, sheet metal forging, forgings steel, alloy steel forgings, pipe fitting, ring roll forgings etc.</p> <p>As per the financial records of 2017, the company has reported a decline in its revenue as compared to the previous year but has managed to maintain a low profitability margin of 0.53%.</p> <p>The company possesses satisfactory financial position marked by healthy network base along with low debt balance sheet profile.</p> <p>Rating is constrained on account of the company's operations in highly competitive and fragmented steel industry marked by its susceptibility to cyclical nature inherent in its end-user industry and its moderately large working capital requirements.</p> <p>Subject was been found under RBI Defaulters list the name of the credit grantor Allahabad Bank and the amount charged in INR 68.500 million dated 31.12.03 and latest updates about the same are not available.</p> <p>Business is active. Payment seems to be slow but correct.</p> <p>In view of aforesaid, the subject can be considered for business dealings at usual trade terms and condition.</p>

NOTES :

Any query related to this report can be made on e-mail : infodept@mirainform.com while quoting report number, name and date.

ECGC Country Risk Classification List

Country Name	Previous Rating (31.12.2017)	Current Rating (01.04.2018)
India	A1	A1

Risk Category	ECGC Classification
Insignificant	A1
Low Risk	A2
Moderately Low Risk	B1

DISCLAIMER : This Report is **PRIVATE & CONFIDENTIAL** and it is prepared at the request of and for its use by the Subscriber only. The Subscriber shall use the contents of the Report merely as an aid to its business. Mira Inform Private Limited ("MIPL") has collated information/data in the Report, which have not been verified unless otherwise specifically mentioned in the Report. The Subscriber shall independently verify the accuracy and correctness of the information/data before in any way acting upon the same. MIPL shall not be liable for any harm, injury, loss or damage caused to the Subscriber due to default by the Subscriber's debtors/beneficiaries in fulfilling their obligations of any nature whatsoever. This Report or any of its portion shall not be used as a documentary evidence or otherwise before any investigative agencies or forum of law. This Report is confidential and proprietary to MIPL. The Subscriber and/or any other person(s) may not reproduce, publish or disclose any of the contents of the Report to others without the express authorization of MIPL. This Report is prepared and issued to the Subscriber without any risk, responsibility or liability on the part of MIPL or its officials.

Moderate Risk	B2
Moderately High Risk	C1
High Risk	C2
Very High Risk	D

EXTERNAL AGENCY RATING

Rating Agency Name	CRISIL
Rating	Long term loans: BB
Rating Explanation	Moderate risk of default.
Date	21.08.2018

Rating Agency Name	CRISIL
Rating	Short term loans: A4+
Rating Explanation	Minimal degree of safety and very high credit risk.
Date	21.08.2018

RBI DEFAULTERS' LIST STATUS

Subject's name has been found enlisted as a defaulter in the publicly available RBI Defaulters' list and the details of the same are as under:

Suit-filed accounts of INR 10.000 Million and above as on 31.12.2003

BORROWERS DETAILS

Borrowers' Name :	Metal Forgings Private Limited
Address :	B-1, Mayapuri Industrial Area, New Delhi-110064, India
Name of Individual :	O P Bajaj Veena Bajaj
Name of Credit Grantors / Bank & Branch:	Allahabad Bank, Scindia House, New Delhi, India
Amount (INR In Million) :	68.500

EPF (Employee Provident Fund) DEFAULTERS' LIST STATUS

Subject's name is not enlisted as a defaulter in the publicly available EPF (Employee Provident Fund) Defaulters' list as of 31-03-2018.

BIFR (Board for Industrial & Financial Reconstruction) LISTING STATUS

Subject's name is not listed as a Sick Unit in the publicly available BIFR (Board for Industrial & Financial Reconstruction) list as of 22.09.2018

DISCLAIMER : This Report is **PRIVATE & CONFIDENTIAL** and it is prepared at the request of and for its use by the Subscriber only. The Subscriber shall use the contents of the Report merely as an aid to its business. Mira Inform Private Limited ("MIPL") has collated information/data in the Report, which have not been verified unless otherwise specifically mentioned in the Report. The Subscriber shall independently verify the accuracy and correctness of the information/data before in any way acting upon the same. MIPL shall not be liable for any harm, injury, loss or damage caused to the Subscriber due to default by the Subscriber's debtors/beneficiaries in fulfilling their obligations of any nature whatsoever. This Report or any of its portion shall not be used as a documentary evidence or otherwise before any investigative agencies or forum of law. This Report is confidential and proprietary to MIPL. The Subscriber and/or any other person(s) may not reproduce, publish or disclose any of the contents of the Report to others without the express authorization of MIPL. This Report is prepared and issued to the Subscriber without any risk, responsibility or liability on the part of MIPL or its officials.

IBBI (Insolvency and Bankruptcy Board of India) LISTING STATUS

Subject's name is not listed in the publicly available IBBI (Insolvency and Bankruptcy Board of India) list as of report date.

INFORMATION PARTED BY

Name :	Mr. Ajay Singh
Designation :	Finance Manager
Contact No.:	91-11-28114376
Date :	21.09.2018

LOCATIONS

Registered Office / Factory:	B-1, Mayapuri Industrial Area, Phase – I, New Delhi – 110064, India
Tel. No.:	91-11-28114376/28114458
Fax No.:	91-11-28114376
E-Mail :	metalforgings@metalforgings.co.in accounts@metalforgings.co.in
Website :	www.metalforgings.com (under construction)

DIRECTORS

AS ON 31.03.2018

Name :	Mr. Om Prakash Bajaj
Designation :	Managing Director
Address :	28-B, Malcha Marg, Chanakyapuri, New Delhi -110021, India
Date of Birth/Age :	26.03.1933
Qualification:	Post graduate and LLB
Date of Appointment :	26.02.1962
DIN No.:	00190907

Other Directorship:

CIN/FCRN	Company Name	Begin Date	End Date
U74899DL1971PTC005517	M F STEELS PVT. LTD	03/12/1976	-
U74899DL1984PTC019449	M F FINANCING PRIVATE LIMITED	30/11/1984	-
U29130DL1985PLC020320	M F RINGS AND BEARINGS RACES LIMITED	25/02/1997	-

Name :	Mr. Dinesh Bajaj
Designation :	Director
Address :	28-B, Malcha Marg, Chanakyapuri, New Delhi -110021, India
Date of Birth/Age :	27.05.1973
Qualification:	Post Graduate
Date of Appointment :	30.09.2003

DISCLAIMER : This Report is **PRIVATE & CONFIDENTIAL** and it is prepared at the request of and for its use by the Subscriber only. The Subscriber shall use the contents of the Report merely as an aid to its business. Mira Inform Private Limited ("MIPL") has collated information/data in the Report, which have not been verified unless otherwise specifically mentioned in the Report. The Subscriber shall independently verify the accuracy and correctness of the information/data before in any way acting upon the same. MIPL shall not be liable for any harm, injury, loss or damage caused to the Subscriber due to default by the Subscriber's debtors/beneficiaries in fulfilling their obligations of any nature whatsoever. This Report or any of its portion shall not be used as a documentary evidence or otherwise before any investigative agencies or forum of law. This Report is confidential and proprietary to MIPL. The Subscriber and/or any other person(s) may not reproduce, publish or disclose any of the contents of the Report to others without the express authorization of MIPL. This Report is prepared and issued to the Subscriber without any risk, responsibility or liability on the part of MIPL or its officials.

DIN No.:	00190957		
Other Directorship:			
CIN/FCRN	Company Name	Begin Date	End Date
U74899DL1971PTC005517	M F STEELS PVT. LTD	06/04/1992	-
U29130DL1985PLC020320	M F RINGS AND BEARINGS RACES LIMITED	01/10/2007	-
Name :	Mrs. Veena Bajaj		
Designation :	Director		
Address :	28-B, Malcha Marg, Chanakyapuri, New Delhi -110021, India		
Date of Appointment :	11.01.2016		
DIN No.:	00191153		
Other Directorship:			
CIN/FCRN	Company Name	Begin Date	End Date
U74899DL1984PTC019449	M F FINANCING PRIVATE LIMITED	30/11/1984	-
U29130DL1985PLC020320	M F RINGS AND BEARINGS RACES LIMITED	06/01/2014	-
Name :	Mr. Arun Kumar Sahni		
Designation :	Additional Director		
Address :	B -74, GF, Mansarover Garden, Ramesh Nagar, Delhi -110015, India		
Date of Appointment :	10.12.2016		
DIN No.:	07696931		

KEY EXECUTIVES

Name :	Mr. Sachin Kumar
Designation :	Manager
Address :	WZ-1327a, Nangal Raya New Delhi – 110046, India
Date of Appointment :	15.12.2016
PAN No.:	AZJPK6577C
Name :	Mr. Balusamy Balaguru
Designation :	Manager
Address :	B-103, 2nd Floor, Mohan Garden Uttam Nagar, Delhi - 110059, India
Date of Appointment :	11.08.2016
PAN No.:	ALMPB4657K
Name :	Mr. Ajay Singh
Designation :	Finance Manager

MAJOR SHAREHOLDERS

AS ON 31.03.2017

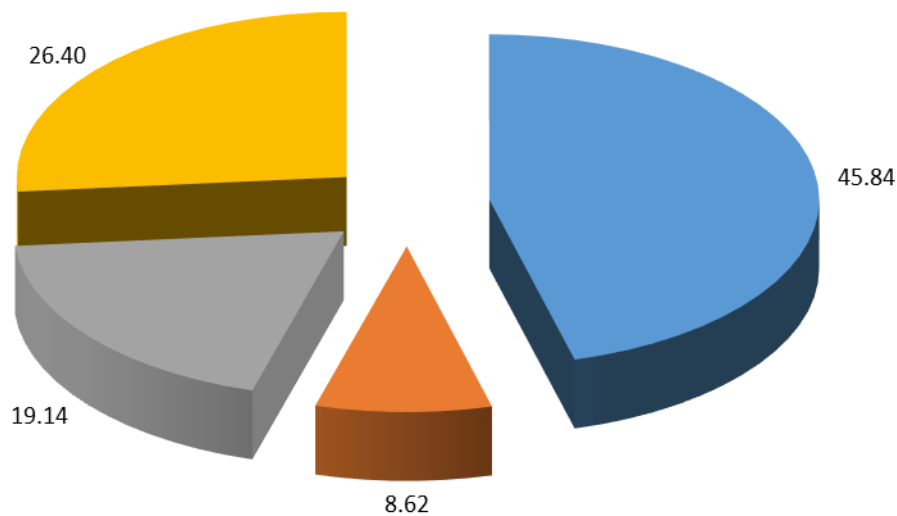
Names of Shareholders	No. of Shares	% of Holding
-----------------------	---------------	--------------

DISCLAIMER : This Report is **PRIVATE & CONFIDENTIAL** and it is prepared at the request of and for its use by the Subscriber only. The Subscriber shall use the contents of the Report merely as an aid to its business. Mira Inform Private Limited ("MIPL") has collated information/data in the Report, which have not been verified unless otherwise specifically mentioned in the Report. The Subscriber shall independently verify the accuracy and correctness of the information/data before in any way acting upon the same. MIPL shall not be liable for any harm, injury, loss or damage caused to the Subscriber due to default by the Subscriber's debtors/beneficiaries in fulfilling their obligations of any nature whatsoever. This Report or any of its portion shall not be used as a documentary evidence or otherwise before any investigative agencies or forum of law. This Report is confidential and proprietary to MIPL. The Subscriber and/or any other person(s) may not reproduce, publish or disclose any of the contents of the Report to others without the express authorization of MIPL. This Report is prepared and issued to the Subscriber without any risk, responsibility or liability on the part of MIPL or its officials.

Om Prakash Bajaj	43600	45.84
Veena Bajaj	8200	8.62
Dinesh Bajaj	18200	19.14
M F Rings and Bearing Races Limited, India	25110	26.40
Total	95110	100.00

Share holding pattern

■ Om Prakash Bajaj ■ Veena Bajaj ■ Dinesh Bajaj ■ M F Rings and Bearing Races Limited, India



Equity Share Break up (Percentage of Total Equity)

AS ON 30.09.2017

Category	Percentage
Promoters- Individual/Hindu Undivided Family- Indian	73.60
Public/Other than promoters - Body corporate	26.40
Total	100.00

BUSINESS DETAILS

Line of Business : • Manufacturer of rolling shutters of Iron and Steel. [Registered activity]

DISCLAIMER : This Report is **PRIVATE & CONFIDENTIAL** and it is prepared at the request of and for its use by the Subscriber only. The Subscriber shall use the contents of the Report merely as an aid to its business. Mira Inform Private Limited ("MIPL") has collated information/data in the Report, which have not been verified unless otherwise specifically mentioned in the Report. The Subscriber shall independently verify the accuracy and correctness of the information/data before in any way acting upon the same. MIPL shall not be liable for any harm, injury, loss or damage caused to the Subscriber due to default by the Subscriber's debtors/beneficiaries in fulfilling their obligations of any nature whatsoever. This Report or any of its portion shall not be used as a documentary evidence or otherwise before any investigative agencies or forum of law. This Report is confidential and proprietary to MIPL. The Subscriber and/or any other person(s) may not reproduce, publish or disclose any of the contents of the Report to others without the express authorization of MIPL. This Report is prepared and issued to the Subscriber without any risk, responsibility or liability on the part of MIPL or its officials.

	<ul style="list-style-type: none"> Manufacturer and Exporter of Carbon steel forgings, Sheet metal forging, forgings steel, Alloy steel forgings, Pipe fitting, Ring roll forgings etc. [Confirmed by management] 	
Products / Services :	Name and Description of main products / services	NIC Code of the Product/service
	Manufacturing of Rolling Shutter of Iron or Steel.	3401
	Name and Description of main products / services	ITC Code of the Product/service
	Basic Precious and non ferrous metal manufacturing services	99886020
Brand Names :	Not Available	
Agencies Held :	Not Available	
Exports :		
Products :	Finished Goods	
Countries :	<ul style="list-style-type: none"> United States of America France 	
Imports :		
Products :	Raw Material	
Countries :	Italy	
Terms :		
Selling :	L/C, Cheque and RTGS/NEFT	
Purchasing :	L/C, Cheque and RTGS/NEFT	

PRODUCTION STATUS – (NOT AVAILABLE)

GENERAL INFORMATION

Suppliers :	Reference :	Not Divulged
	Name of the Person :	--
	Contact No.:	--
	Since How Long Known :	--
	Maximum Limit Dealt :	--
	Experience :	--
	Remark:	--

DISCLAIMER : This Report is **PRIVATE & CONFIDENTIAL** and it is prepared at the request of and for its use by the Subscriber only. The Subscriber shall use the contents of the Report merely as an aid to its business. Mira Inform Private Limited ("MIPL") has collated information/data in the Report, which have not been verified unless otherwise specifically mentioned in the Report. The Subscriber shall independently verify the accuracy and correctness of the information/data before in any way acting upon the same. MIPL shall not be liable for any harm, injury, loss or damage caused to the Subscriber due to default by the Subscriber's debtors/beneficiaries in fulfilling their obligations of any nature whatsoever. This Report or any of its portion shall not be used as a documentary evidence or otherwise before any investigative agencies or forum of law. This Report is confidential and proprietary to MIPL. The Subscriber and/or any other person(s) may not reproduce, publish or disclose any of the contents of the Report to others without the express authorization of MIPL. This Report is prepared and issued to the Subscriber without any risk, responsibility or liability on the part of MIPL or its officials.

Customers :	End Users		
	Reference :	Not Divulged	
	Name of the Person :	--	
	Contact No.:	--	
	Since How Long Known :	--	
	Maximum Limit Dealt :	--	
	Experience :	--	
	Remark:	--	
No. of Employees :	600 (Approximately)		
Bankers :	<ul style="list-style-type: none"> Yes Bank Limited, 9th Floor, Nehru Centre, Discovery of India, Dr. Annie Basant Road, Worli, Mumbai - 400018, Maharashtra, India 		
	Banker Name :	Dena Bank	
	Branch :	15, Community Centre, Phase-1, Industrial Area Mayapuri, New Delhi - 110064, India	
	Person Name (With Designation) :	--	
	Contact Number :	91-11-28114464/28113978 (Continuously ringing)	
	Name of Account Holder :	--	
	Account Number :	--	
	Account Since (Date/Year of Account Opening) :	--	
	Average Balance Maintained :	--	
	Credit Facilities Enjoyed (CC/OD/Term Loan) :	--	
	Account Operation :	--	
	Remark :	--	
	Facilities :	(INR In Million)	
SECURED LOAN		As on 31.03.2017	As on 31.03.2016
SHORT TERM BORROWING			
Working capital loans from banks		105.826	0.000
Loans repayable on demand from banks		0.000	46.385
Total	105.826	46.385	

Auditors :	
Name :	VBR and Associates Chartered Accountants
Address :	405, Roots Tower, Plot No. 7, District Centre, Laxmi Nagar, New Delhi – 110092, India
Tel. No.:	91-11-43042405
PAN N Income-tax PAN of auditor or auditor's firm :	AAGFV6531K

DISCLAIMER : This Report is **PRIVATE & CONFIDENTIAL** and it is prepared at the request of and for its use by the Subscriber only. The Subscriber shall use the contents of the Report merely as an aid to its business. Mira Inform Private Limited ("MIPL") has collated information/data in the Report, which have not been verified unless otherwise specifically mentioned in the Report. The Subscriber shall independently verify the accuracy and correctness of the information/data before in any way acting upon the same. MIPL shall not be liable for any harm, injury, loss or damage caused to the Subscriber due to default by the Subscriber's debtors/beneficiaries in fulfilling their obligations of any nature whatsoever. This Report or any of its portion shall not be used as a documentary evidence or otherwise before any investigative agencies or forum of law. This Report is confidential and proprietary to MIPL. The Subscriber and/or any other person(s) may not reproduce, publish or disclose any of the contents of the Report to others without the express authorization of MIPL. This Report is prepared and issued to the Subscriber without any risk, responsibility or liability on the part of MIPL or its officials.

Memberships :	Not Available
Collaborators :	Not Available
Associates:	<ul style="list-style-type: none"> M F Rings and Bearings Races Limited, India [U29130DL1985PLC020320]
Subsidiary company:	<ul style="list-style-type: none"> M F Steels Private Limited, India, [U74899DL1971PTC005517]

CAPITAL STRUCTURE

AS ON 31.03.2017

Authorised Capital :

No. of Shares	Type	Value	Amount
1480000	Equity Shares	INR 100/- each	INR 148.000 Million
2000	Preference Shares	INR 1000/- each	INR 2.000 Million
	Total		INR 150.000 Million

Issued, Subscribed & Paid-up Capital :

No. of Shares	Type	Value	Amount
95110	Equity Shares	INR 100/- each	INR 9.511 Million

FINANCIAL DATA
[all figures are INR Million]

ABRIDGED BALANCE SHEET (STANDALONE)

SOURCES OF FUNDS	31.03.2017	31.03.2016	31.03.2015
I. EQUITY AND LIABILITIES			
(1) Shareholders' Funds			
(a) Share Capital	9.511	9.511	9.511
(b) Reserves & Surplus	424.821	421.179	414.825
(c) Money received against share warrants	0.000	0.000	0.000
(2) Share Application money pending allotment	0.000	0.000	0.000
Total Shareholders' Funds (1) + (2)	434.332	430.690	424.336
(3) Non-Current Liabilities			
(a) long-term borrowings	108.602	108.602	108.602
(b) Deferred tax liabilities (Net)	6.040	5.861	5.596
(c) Other long term liabilities	0.000	0.000	0.000
(d) long-term provisions	6.528	4.424	3.252
Total Non-current Liabilities (3)	121.170	118.887	117.450
(4) Current Liabilities			
(a) Short term borrowings	105.826	46.385	91.604
(b) Trade payables	92.391	125.229	155.029
(c) Other current liabilities	13.753	10.534	8.625
(d) Short-term provisions	2.680	3.265	3.221
Total Current Liabilities (4)	214.650	185.413	258.479
TOTAL	770.152	734.990	800.265
II. ASSETS			
(1) Non-current assets			
(a) Fixed Assets			
(i) Tangible assets	459.910	455.510	435.682
(ii) Intangible Assets	0.055	0.000	0.000
(iii) Capital work-in-progress	0.000	0.000	0.000
(iv) Intangible assets under development	0.000	0.000	0.000
(b) Non-current Investments	1.301	1.301	1.301
(c) Deferred tax assets (net)	0.000	0.000	0.000
(d) Long-term Loan and Advances	9.585	7.865	7.442
(e) Other Non-current assets	0.000	0.000	0.000
Total Non-Current Assets	470.851	464.676	444.425

DISCLAIMER : This Report is **PRIVATE & CONFIDENTIAL** and it is prepared at the request of and for its use by the Subscriber only. The Subscriber shall use the contents of the Report merely as an aid to its business. Mira Inform Private Limited ("MIPL") has collated information/data in the Report, which have not been verified unless otherwise specifically mentioned in the Report. The Subscriber shall independently verify the accuracy and correctness of the information/data before in any way acting upon the same. MIPL shall not be liable for any harm, injury, loss or damage caused to the Subscriber due to default by the Subscriber's debtors/beneficiaries in fulfilling their obligations of any nature whatsoever. This Report or any of its portion shall not be used as a documentary evidence or otherwise before any investigative agencies or forum of law. This Report is confidential and proprietary to MIPL. The Subscriber and/or any other person(s) may not reproduce, publish or disclose any of the contents of the Report to others without the express authorization of MIPL. This Report is prepared and issued to the Subscriber without any risk, responsibility or liability on the part of MIPL or its officials.

(2) Current assets			
(a) Current investments	0.000	0.000	0.000
(b) Inventories	111.829	68.362	93.244
(c) Trade receivables	92.331	91.261	163.462
(d) Cash and cash equivalents	28.635	33.833	19.638
(e) Short-term loans and advances	66.506	76.858	78.854
(f) Other current assets	0.000	0.000	0.642
Total Current Assets	299.301	270.314	355.840
TOTAL	770.152	734.990	800.265

PROFIT & LOSS ACCOUNT (STANDALONE)

	PARTICULARS	31.03.2017	31.03.2016	31.03.2015
	SALES			
	Income	686.615	786.168	1029.856
	Other Income	4.187	2.849	4.583
	TOTAL	690.802	789.017	1034.439
	Less EXPENSES			
	Cost of Materials Consumed	536.914	617.757	815.533
	Changes in inventories of finished goods, work-in-progress and Stock-in-Trade	(9.036)	11.679	67.425
	Employees benefits expense	54.610	41.801	40.189
	Selling and Distribution Expenses	--	--	52.228
	Other expenses	84.154	93.899	22.368
	TOTAL	666.642	765.136	997.743
	PROFIT/ (LOSS) BEFORE INTEREST, TAX, DEPRECIATION AND AMORTISATION	24.160	23.881	36.696
	Less FINANCIAL EXPENSES	10.893	8.247	15.284
	PROFIT / (LOSS) BEFORE TAX, DEPRECIATION AND AMORTISATION	13.267	15.634	21.412
	Less/ Add DEPRECIATION/ AMORTISATION	6.743	5.751	5.297
	PROFIT/ (LOSS) BEFORE TAX	6.524	9.883	16.115
	Less TAX	2.881	3.529	1.071
	PROFIT/ (LOSS) AFTER TAX	3.643	6.354	15.044
	EARNINGS IN FOREIGN CURRENCY			

DISCLAIMER : This Report is **PRIVATE & CONFIDENTIAL** and it is prepared at the request of and for its use by the Subscriber only. The Subscriber shall use the contents of the Report merely as an aid to its business. Mira Inform Private Limited ("MIPL") has collated information/data in the Report, which have not been verified unless otherwise specifically mentioned in the Report. The Subscriber shall independently verify the accuracy and correctness of the information/data before in any way acting upon the same. MIPL shall not be liable for any harm, injury, loss or damage caused to the Subscriber due to default by the Subscriber's debtors/beneficiaries in fulfilling their obligations of any nature whatsoever. This Report or any of its portion shall not be used as a documentary evidence or otherwise before any investigative agencies or forum of law. This Report is confidential and proprietary to MIPL. The Subscriber and/or any other person(s) may not reproduce, publish or disclose any of the contents of the Report to others without the express authorization of MIPL. This Report is prepared and issued to the Subscriber without any risk, responsibility or liability on the part of MIPL or its officials.

F.O.B. Value of Exports	144.236	218.432	268.333
TOTAL EARNINGS	144.236	218.432	268.333
IMPORTS			
Raw Materials	78.922	14.864	0.000
Components and Stores parts	0.866	0.307	0.000
Capital Goods	1.329	15.932	3.543
TOTAL IMPORTS	81.117	31.103	3.543
Earnings / (Loss) Per Share (INR)	38.00	67.00	158.00

Particulars			31.03.2018
Sales Turnover (Approximately)			1000.000 (Due to more order)

The above information has been parted by Mr. Ajay Singh (Finance Manager)

CURRENT MATURITIES OF LONG TERM DEBT DETAILS

Particulars	31.03.2017	31.03.2016	31.03.2015
Current Maturities of Long term debt	NA	NA	NA
Net cash flows from (used in) operations	(39.743)	95.991	21.920
Net cash flows from (used in) operating activities	(44.847)	90.515	18.748

KEY RATIOS

EFFICIENCY RATIOS

PARTICULARS	31.03.2017	31.03.2016	31.03.2015
Average Collection Days (Sundry Debtors / Income * 365 Days)	49.08	42.37	57.93
Account Receivables Turnover (Income / Sundry Debtors)	7.44	8.61	6.30
Average Payment Days (Sundry Creditors / Purchases * 365 Days)	62.81	73.99	69.38
Inventory Turnover	0.22	0.35	0.39

DISCLAIMER : This Report is **PRIVATE & CONFIDENTIAL** and it is prepared at the request of and for its use by the Subscriber only. The Subscriber shall use the contents of the Report merely as an aid to its business. Mira Inform Private Limited ("MIPL") has collated information/data in the Report, which have not been verified unless otherwise specifically mentioned in the Report. The Subscriber shall independently verify the accuracy and correctness of the information/data before in any way acting upon the same. MIPL shall not be liable for any harm, injury, loss or damage caused to the Subscriber due to default by the Subscriber's debtors/beneficiaries in fulfilling their obligations of any nature whatsoever. This Report or any of its portion shall not be used as a documentary evidence or otherwise before any investigative agencies or forum of law. This Report is confidential and proprietary to MIPL. The Subscriber and/or any other person(s) may not reproduce, publish or disclose any of the contents of the Report to others without the express authorization of MIPL. This Report is prepared and issued to the Subscriber without any risk, responsibility or liability on the part of MIPL or its officials.

(Operating Income / Inventories)			
Asset Turnover (Operating Income / Net Fixed Assets)	0.05	0.05	0.08

LEVERAGE RATIOS

PARTICULARS	31.03.2017	31.03.2016	31.03.2015
Debt Ratio (Borrowing + Current Liabilities) / Total Assets)	0.42	0.40	0.46
Debt Equity Ratio (Total Liability / Networth)	0.49	0.36	0.47
Current Liabilities to Networth (Current Liabilities / Net Worth)	0.49	0.43	0.61
Fixed Assets to Networth (Net Fixed Assets / Networth)	1.06	1.06	1.03
Interest Coverage Ratio (PBIT / Financial Charges)	2.22	2.90	2.40

PROFITABILITY RATIOS

PARTICULARS		31.03.2017	31.03.2016	31.03.2015
Net Profit Margin (PAT / Sales) * 100)	%	0.53	0.81	1.46
Return on Total Assets (PAT / Total Assets) * 100)	%	0.47	0.86	1.88
Return on Investment (ROI) (PAT / Networth) * 100)	%	0.84	1.48	3.55

SOLVENCY RATIOS

PARTICULARS	31.03.2017	31.03.2016	31.03.2015
Current Ratio (Current Assets / Current Liabilities)	1.39	1.46	1.38
Quick Ratio (Current Assets – Inventories) / Current Liabilities)	0.87	1.09	1.02
G-Score Ratio Financial (Networth / Total Assets)	0.56	0.59	0.53
G-Score Ratio Debt	22.55	16.30	21.05

DISCLAIMER : This Report is **PRIVATE & CONFIDENTIAL** and it is prepared at the request of and for its use by the Subscriber only. The Subscriber shall use the contents of the Report merely as an aid to its business. Mira Inform Private Limited ("MIPL") has collated information/data in the Report, which have not been verified unless otherwise specifically mentioned in the Report. The Subscriber shall independently verify the accuracy and correctness of the information/data before in any way acting upon the same. MIPL shall not be liable for any harm, injury, loss or damage caused to the Subscriber due to default by the Subscriber's debtors/beneficiaries in fulfilling their obligations of any nature whatsoever. This Report or any of its portion shall not be used as a documentary evidence or otherwise before any investigative agencies or forum of law. This Report is confidential and proprietary to MIPL. The Subscriber and/or any other person(s) may not reproduce, publish or disclose any of the contents of the Report to others without the express authorization of MIPL. This Report is prepared and issued to the Subscriber without any risk, responsibility or liability on the part of MIPL or its officials.

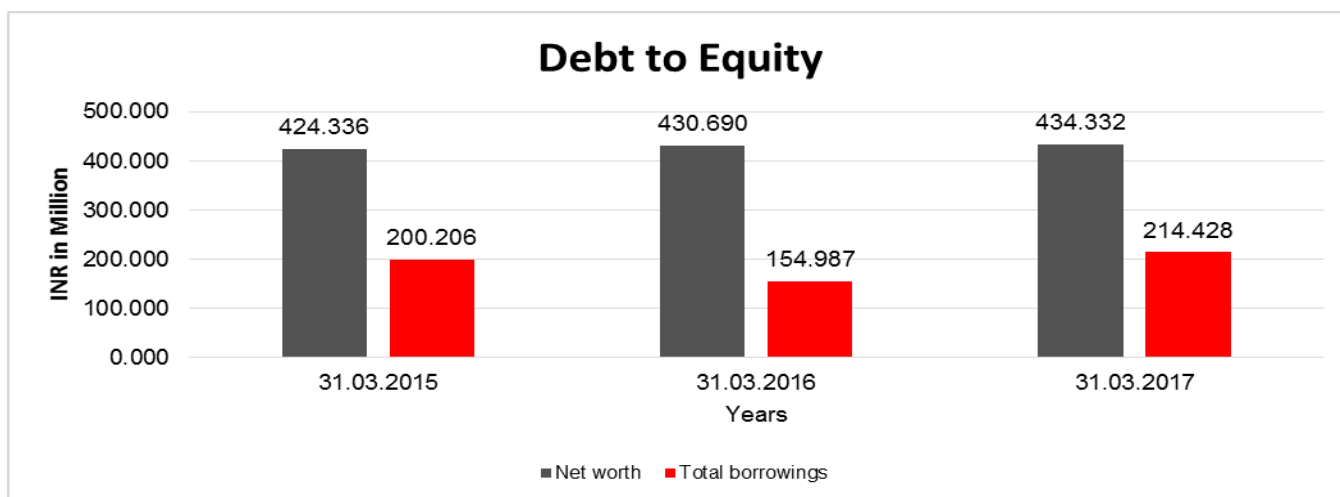
(Debts / Equity Capital)			
G-Score Ratio Liquidity (Total Current Assets / Total Current Liabilities)	1.39	1.46	1.38

Total Liability = Short-term Debt + Long-term Debt + Current Maturities of Long-term debts

FINANCIAL ANALYSIS
[all figures are INR Million]

DEBT EQUITY RATIO

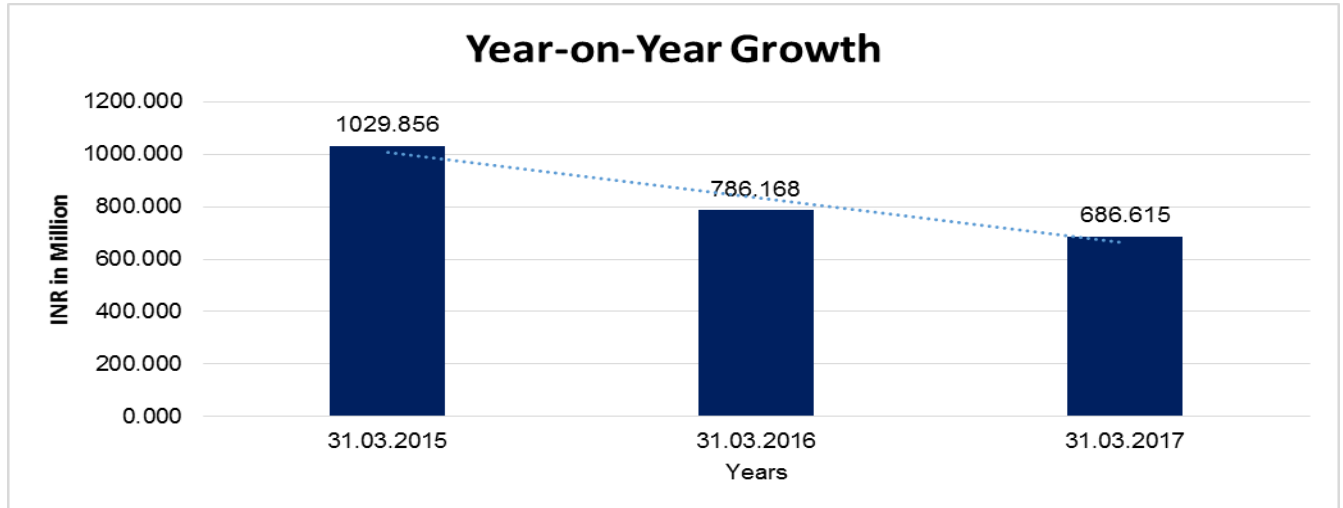
Particular	31.03.2015 INR In Million	31.03.2016 INR In Million	31.03.2017 INR In Million
Share Capital	9.511	9.511	9.511
Reserves & Surplus	414.825	421.179	424.821
Share Application money pending allotment	0.000	0.000	0.000
Net worth	424.336	430.690	434.332
Long Term borrowings	108.602	108.602	108.602
Short Term borrowings	91.604	46.385	105.826
Total borrowings	200.206	154.987	214.428
Debt/Equity ratio	0.472	0.360	0.494



YEAR-ON-YEAR GROWTH

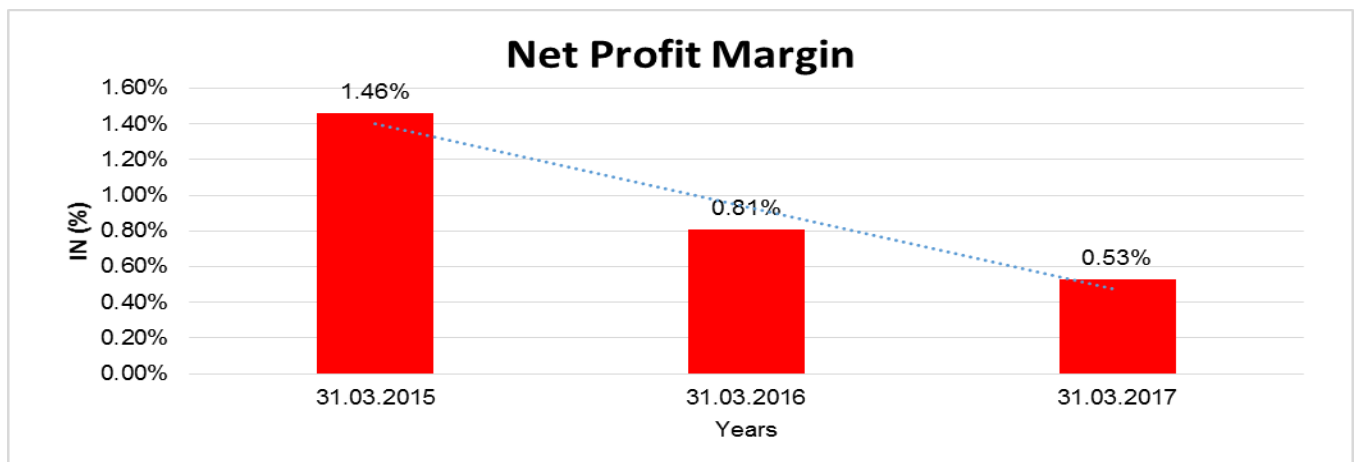
Year on Year Growth	31.03.2015 INR In Million	31.03.2016 INR In Million	31.03.2017 INR In Million
Sales	1029.856	786.168	686.615
		(23.662)	(12.663)

DISCLAIMER : This Report is **PRIVATE & CONFIDENTIAL** and it is prepared at the request of and for its use by the Subscriber only. The Subscriber shall use the contents of the Report merely as an aid to its business. Mira Inform Private Limited ("MIPL") has collated information/data in the Report, which have not been verified unless otherwise specifically mentioned in the Report. The Subscriber shall independently verify the accuracy and correctness of the information/data before in any way acting upon the same. MIPL shall not be liable for any harm, injury, loss or damage caused to the Subscriber due to default by the Subscriber's debtors/beneficiaries in fulfilling their obligations of any nature whatsoever. This Report or any of its portion shall not be used as a documentary evidence or otherwise before any investigative agencies or forum of law. This Report is confidential and proprietary to MIPL. The Subscriber and/or any other person(s) may not reproduce, publish or disclose any of the contents of the Report to others without the express authorization of MIPL. This Report is prepared and issued to the Subscriber without any risk, responsibility or liability on the part of MIPL or its officials.



NET PROFIT MARGIN

Net Profit Margin	31.03.2015	31.03.2016	31.03.2017
	INR In Million	INR In Million	INR In Million
Sales	1029.856	786.168	686.615
Profit	15.044	6.354	3.643
	1.46%	0.81%	0.53%



ABRIDGED BALANCE SHEET (CONSOLIDATED)

SOURCES OF FUNDS	31.03.2017	31.03.2016
I. EQUITY AND LIABILITIES		
(1) Shareholders' Funds		
(a) Share Capital	9.511	9.511
(b) Reserves and Surplus	414.791	411.159
(c) Money received against share warrants	0.000	0.000
(2) Share Application money pending allotment	0.000	0.000
Total Shareholders' Funds (1) + (2)	424.302	420.670
(3) Non-Current Liabilities		
(a) long-term borrowings	108.602	108.602
(b) Deferred tax liabilities (Net)	6.045	5.861
(c) Other long-term liabilities	0.000	0.000
(d) long-term provisions	6.528	4.424
Total Non-current Liabilities (3)	121.175	118.887
(4) Current Liabilities		
(a) Short-term borrowings	105.826	46.385
(b) Trade payables	106.597	139.419
(c) Other current liabilities	13.744	10.540
(d) Short-term provisions	2.684	3.265
Total Current Liabilities (4)	228.851	199.609
TOTAL	774.328	739.166
II. ASSETS		
(1) Non-current assets		
(a) Fixed Assets		
(i) Tangible assets	465.374	460.973
(ii) Intangible Assets	0.055	0.000
(iii) Tangible assets capital work-in-progress	0.000	0.000
(iv) Intangible assets under development	0.000	0.000
(b) Non-current Investments	0.001	0.001
(c) Deferred tax assets (net)	0.000	0.000
(d) Long-term loans and advances	9.585	7.783
(e) Other Non-current assets	0.000	0.000
Total Non-Current Assets	475.015	468.757
(2) Current assets		
(a) Current investments	0.000	0.000
(b) Inventories	111.829	68.362

DISCLAIMER : This Report is **PRIVATE & CONFIDENTIAL** and it is prepared at the request of and for its use by the Subscriber only. The Subscriber shall use the contents of the Report merely as an aid to its business. Mira Inform Private Limited ("MIPL") has collated information/data in the Report, which have not been verified unless otherwise specifically mentioned in the Report. The Subscriber shall independently verify the accuracy and correctness of the information/data before in any way acting upon the same. MIPL shall not be liable for any harm, injury, loss or damage caused to the Subscriber due to default by the Subscriber's debtors/beneficiaries in fulfilling their obligations of any nature whatsoever. This Report or any of its portion shall not be used as a documentary evidence or otherwise before any investigative agencies or forum of law. This Report is confidential and proprietary to MIPL. The Subscriber and/or any other person(s) may not reproduce, publish or disclose any of the contents of the Report to others without the express authorization of MIPL. This Report is prepared and issued to the Subscriber without any risk, responsibility or liability on the part of MIPL or its officials.

(c) Trade receivables		92.331	91.261
(d) Cash and bank balances		28.647	33.846
(e) Short-term loans and advances		66.506	76.940
(f) Other current assets		0.000	0.000
Total Current Assets		299.313	270.409
TOTAL		774.328	739.166

PROFIT & LOSS ACCOUNT (CONSOLIDATED)

	PARTICULARS	31.03.2017	31.03.2016
	SALES		
	Income	686.615	786.168
	Other Income	4.187	2.849
	TOTAL	690.802	789.017
Less	EXPENSES		
	Cost of Materials Consumed	536.914	617.757
	Changes in inventories of finished goods, work-in-progress and Stock-in-Trade	(9.036)	11.679
	Employee benefit expense	54.596	41.801
	Other expenses	84.170	93.916
	TOTAL	666.644	765.153
	PROFIT/ (LOSS) BEFORE INTEREST, TAX, DEPRECIATION AND AMORTISATION	24.158	23.864
Less	FINANCIAL EXPENSES	10.893	8.246
	PROFIT / (LOSS) BEFORE TAX, DEPRECIATION AND AMORTISATION	13.265	15.618
Less/ Add	DEPRECIATION/ AMORTISATION	6.743	5.751
	PROFIT/ (LOSS) BEFORE TAX	6.522	9.867
Less	TAX	2.889	3.529
	PROFIT/ (LOSS) AFTER TAX	3.633	6.338
	Earnings / (Loss) Per Share (INR)	38.20	66.64

DISCLAIMER : This Report is **PRIVATE & CONFIDENTIAL** and it is prepared at the request of and for its use by the Subscriber only. The Subscriber shall use the contents of the Report merely as an aid to its business. Mira Inform Private Limited ("MIPL") has collated information/data in the Report, which have not been verified unless otherwise specifically mentioned in the Report. The Subscriber shall independently verify the accuracy and correctness of the information/data before in any way acting upon the same. MIPL shall not be liable for any harm, injury, loss or damage caused to the Subscriber due to default by the Subscriber's debtors/beneficiaries in fulfilling their obligations of any nature whatsoever. This Report or any of its portion shall not be used as a documentary evidence or otherwise before any investigative agencies or forum of law. This Report is confidential and proprietary to MIPL. The Subscriber and/or any other person(s) may not reproduce, publish or disclose any of the contents of the Report to others without the express authorization of MIPL. This Report is prepared and issued to the Subscriber without any risk, responsibility or liability on the part of MIPL or its officials.

LOCAL AGENCY FURTHER INFORMATION

Sr. No.	Check list by info agents	Available in Report (Yes/No)
1	Year of establishment	Yes
2	Constitution of the entity -Incorporation details	Yes
3	Locality of the entity	Yes
4	Premises details	No
5	Buyer visit details	--
6	Contact numbers	Yes
7	Name of the person contacted	Yes
8	Designation of contact person	Yes
9	Promoter's background	Yes
10	Date of Birth of Proprietor / Partners / Directors	Yes
11	Pan Card No. of Proprietor / Partners	No
12	Voter Id Card No. of Proprietor / Partners	No
13	Type of business	Yes
14	Line of Business	Yes
15	Export/import details (if applicable)	Yes
16	No. of employees	Yes
17	Details of sister concerns	Yes
18	Major suppliers	No
19	Major customers	No
20	Banking Details	Yes
21	Banking facility details	Yes
22	Conduct of the banking account	--
23	Financials, if provided	Yes
24	Capital in the business	Yes
25	Last accounts filed at ROC, if applicable	Yes
26	Turnover of firm for last four years	Yes
27	Reasons for variation <> 20%	Yes
28	Estimation for coming financial year	No
29	Profitability for last three years	Yes
30	Major shareholders, if available	Yes
31	External Agency Rating, if available	Yes
32	Litigations that the firm/promoter involved in	--
33	Market information	--
34	Payments terms	Yes
35	Negative Reporting by Auditors in the Annual Report	No

UNSECURED LOANS:

(INR In Million)

Particulars	As on 31.03.2017	As on 31.03.2016
LONG TERM BORROWING		
Loans and advances from directors	103.602	103.602
Other loans and advances, others	5.000	5.000
Total	108.602	108.602

INDEX OF CHARGE:

SN O	SRN	CHARGE ID	CHARGE HOLDER NAME	DATE OF CREATION	DATE OF MODIFICATION	AMOUNT	ADDRESS
1	H097361 58	1002014 04	YES BANK LIMITE D	10/08/201 8	-	270000000.0	9TH FLOOR, NEHRU CENTRE, DISCOVERY OF INDIA,DR. ANNIE BASANT ROAD, WORLIMUMBAIMH400 018IN
2	G876554 60	1047952 4	DENA BANK	07/02/201 4	27/04/2018	220000000.0	15,COMMUNITY CENTRE,PHASE- 1MAYAPURIDELHIDL1 10064IN

FIXED ASSETS:

Tangible assets

- Land
- Buildings
- Plant and equipment
- Furniture and fixtures
- Vehicles
- Office equipment
- Computer equipments

Intangible assets

- Computer software

CMT REPORT (Corruption, Money Laundering & Terrorism]

The Public Notice information has been collected from various sources including but not limited to: **The Courts, India Prisons Service, Interpol, etc.**

1] INFORMATION ON DESIGNATED PARTY

No records exist designating subject or any of its beneficial owners, controlling shareholders or senior officers as terrorist or terrorist organization or whom notice had been received that all financial transactions involving their assets have been blocked or convicted, found guilty or against whom a judgement or order had been entered in a proceedings for violating money-laundering, anti-corruption or bribery or international economic or anti-terrorism sanction laws or whose assets were seized, blocked, frozen or ordered forfeited for violation of money laundering or international anti-terrorism laws.

2] Court Declaration :

No records exist to suggest that subject is or was the subject of any formal or informal allegations, prosecutions or other official proceeding for making any prohibited payments or other improper payments to government officials for engaging in prohibited transactions or with designated parties.

3] Asset Declaration :

No records exist to suggest that the property or assets of the subject are derived from criminal conduct or a prohibited transaction.

4] Record on Financial Crime :

Charges or conviction registered against subject: **None**

5] Records on Violation of Anti-Corruption Laws :

Charges or investigation registered against subject: **None**

6] Records on Int'l Anti-Money Laundering Laws/Standards :

Charges or investigation registered against subject: **None**

7] Criminal Records

No available information exist that suggest that subject or any of its principals have been formally charged or convicted by a competent governmental authority for any financial crime or under any formal investigation by a competent government authority for any violation of anti-corruption laws or international anti-money laundering laws or standard.

8] Affiliation with Government :

No record exists to suggest that any director or indirect owners, controlling shareholders, director, officer or employee of the company is a government official or a family member or close business associate of a Government official.

9] Compensation Package :

Our market survey revealed that the amount of compensation sought by the subject is fair and reasonable and comparable to compensation paid to others for similar services.

10] Press Report :

No press reports / filings exists on the subject.

CORPORATE GOVERNANCE

MIRA INFORM as part of its Due Diligence do provide comments on Corporate Governance to identify management and governance. These factors often have been predictive and in some cases have created vulnerabilities to credit deterioration.

Our Governance Assessment focuses principally on the interactions between a company's management, its Board of Directors, Shareholders and other financial stakeholders.

CONTRAVENTION

Subject is not known to have contravened any existing local laws, regulations or policies that prohibit, restrict or otherwise affect the terms and conditions that could be included in the agreement with the subject.

FOREIGN EXCHANGE RATES

Currency	Unit	INR
US Dollar	1	INR 72.22
UK Pound	1	INR 94.41
Euro	1	INR 84.99

INFORMATION DETAILS

Information Gathered by :	SUP
Analysis Done by :	NYT
Report Prepared by :	KVT

SCORE FACTORS

DEMERIT POINTS		
--BANK CHARGES	YES/NO	YES
--LITIGATION	YES/NO	NO
--OTHER ADVERSE INFORMATION	YES/NO	NO
MERIT POINTS		
--SOLE DISTRIBUTORSHIP	YES/NO	NO
--EXPORT ACTIVITIES	YES/NO	YES
--AFFILIATION	YES/NO	YES
--LISTED	YES/NO	NO
--OTHER MERIT FACTORS	YES/NO	YES

RATING EXPLANATIONS

Credit Rating	Explanation	Rating Comments
A++	Minimum Risk	Business dealings permissible with minimum risk of default
A+	Low Risk	Business dealings permissible with low risk of default
A	Acceptable Risk	Business dealings permissible with moderate risk of default
B	Medium Risk	Business dealings permissible on a regular monitoring basis
C	Medium High Risk	Business dealings permissible preferably on secured basis
D	High Risk	Business dealing not recommended or on secured terms only
NB	New Business	No recommendation can be done due to business in infancy stage
NT	No Trace	No recommendation can be done as the business is not traceable

NB is stated where there is insufficient information to facilitate rating. However, it is not to be considered as unfavourable.

This score serves as a reference to assess SC's credit risk and to set the amount of credit to be extended. It is calculated from a composite of weighted scores obtained from each of the major sections of this report. The assessed factors are as follows:

- Financial condition covering various ratios
- Company background and operations size
- Promoters / Management background
- Payment record
- Litigation against the subject
- Industry scenario / competitor analysis
- Supplier / Customer / Banker review (wherever available)

DISCLAIMER : This Report is **PRIVATE & CONFIDENTIAL** and it is prepared at the request of and for its use by the Subscriber only. The Subscriber shall use the contents of the Report merely as an aid to its business. Mira Inform Private Limited ("MIPL") has collated information/data in the Report, which have not been verified unless otherwise specifically mentioned in the Report. The Subscriber shall independently verify the accuracy and correctness of the information/data before in any way acting upon the same. MIPL shall not be liable for any harm, injury, loss or damage caused to the Subscriber due to default by the Subscriber's debtors/beneficiaries in fulfilling their obligations of any nature whatsoever. This Report or any of its portion shall not be used as a documentary evidence or otherwise before any investigative agencies or forum of law. This Report is confidential and proprietary to MIPL. The Subscriber and/or any other person(s) may not reproduce, publish or disclose any of the contents of the Report to others without the express authorization of MIPL. This Report is prepared and issued to the Subscriber without any risk, responsibility or liability on the part of MIPL or its officials.