

## MIRA INFORM REPORT

Report No. :	530718
Report Date :	22.09.2018

### IDENTIFICATION DETAILS

Name :	RAWR FOODS LIMITED
Registered Office :	Unit 39 Corringham Road Ind Est, Corringham Road, Gainsborough, DN21 1QB
Country :	United Kingdom
Financials (as on) :	31.12.2016
Date of Incorporation :	28.11.2008
Com. Reg. No.:	06760714
Legal Form :	Private Limited with Share Capital
Line of Business :	Manufacture of Cocoa and Chocolate Confectionery
No. of Employees :	Not Available

### RATING & COMMENTS

(Mira Inform has adopted New Rating mechanism w.e.f. 23<sup>rd</sup> January 2017)

MIRA's Rating :	A
-----------------	---

Credit Rating	Explanation	Rating Comments
A	Acceptable Risk	Business dealings permissible with moderate risk of default

Maximum Credit Limit :	£25,000
Status :	Satisfactory
Payment Behaviour :	No Complaints
Litigation :	Clear

#### NOTES :

Any query related to this report can be made on e-mail : [infodept@mirainform.com](mailto:infodept@mirainform.com) while quoting report number, name and date.

**DISCLAIMER :** This Report is **PRIVATE & CONFIDENTIAL** and it is prepared at the request of and for its use by the Subscriber only. The Subscriber shall use the contents of the Report merely as an aid to its business. Mira Inform Private Limited ("MIPL") has collated information/data in the Report, which have not been verified unless otherwise specifically mentioned in the Report. The Subscriber shall independently verify the accuracy and correctness of the information/data before in any way acting upon the same. MIPL shall not be liable for any harm, injury, loss or damage caused to the Subscriber due to default by the Subscriber's debtors/beneficiaries in fulfilling their obligations of any nature whatsoever. This Report or any of its portion shall not be used as a documentary evidence or otherwise before any investigative agencies or forum of law. This Report is confidential and proprietary to MIPL. The Subscriber and/or any other person(s) may not reproduce, publish or disclose any of the contents of the Report to others without the express authorization of MIPL. This Report is prepared and issued to the Subscriber without any risk, responsibility or liability on the part of MIPL or its officials.

**ECGC Country Risk Classification List**

Country Name	Previous Rating (31.12.2017)	Current Rating (01.04.2018)
United Kingdom	A1	A1

Risk Category	ECGC Classification
Insignificant	A1
Low Risk	A2
Moderately Low Risk	B1
Moderate Risk	B2
Moderately High Risk	C1
High Risk	C2
Very High Risk	D

### UNITED KINGDOM - ECONOMIC OVERVIEW

The UK, a leading trading power and financial center, is the third largest economy in Europe after Germany and France. Agriculture is intensive, highly mechanized, and efficient by European standards, producing about 60% of food needs with less than 2% of the labor force. The UK has large coal, natural gas, and oil resources, but its oil and natural gas reserves are declining; the UK has been a net importer of energy since 2005. Services, particularly banking, insurance, and business services, are key drivers of British GDP growth. Manufacturing, meanwhile, has declined in importance but still accounts for about 10% of economic output.

In 2008, the global financial crisis hit the economy particularly hard, due to the importance of its financial sector. Falling home prices, high consumer debt, and the global economic slowdown compounded the UK's economic problems, pushing the economy into recession in the latter half of 2008 and prompting the then BROWN (Labour) government to implement a number of measures to stimulate the economy and stabilize the financial markets. Facing burgeoning public deficits and debt levels, in 2010 the then CAMERON-led coalition government (between Conservatives and Liberal Democrats) initiated an austerity program, which has continued under the Conservative government. However, the deficit still remains one of the highest in the G7, standing at 3.6% of GDP as of 2017, and the UK has pledged to lower its corporation tax from 20% to 17% by 2020. The UK had a debt burden of 90.4% GDP at the end of 2017.

The UK economy has begun to slow since the referendum vote to leave the EU in June 2016. A sustained depreciation of the British pound has increased consumer and producer prices, weighing on consumer spending without spurring a meaningful increase in exports. The UK has an extensive trade relationship with other EU members through its single market membership, and economic observers have warned the exit will jeopardize its position as the central location for European financial services. Prime Minister MAY is seeking a new "deep and special" trade relationship with the EU following the UK's exit. However, economists doubt that the UK will be able to preserve the benefits of EU membership without the obligations. The UK is expected to officially leave the EU by the end of March 2019.

Source : CIA

## **COMPANY SUMMARY**

### **Registered Address**

Unit 39 Corringham Road Ind Est  
Corringham Road  
Gainsborough  
DN21 1QB

### **Trading Address**

Unit 39  
Corringham Road Industrial Estate  
Corringham Road  
GAINSBOROUGH  
DN21 1QB

<b>Website Address</b>	<a href="http://www.rawrchoc.com">http://www.rawrchoc.com</a>
<b>Company Number</b>	06760714
<b>Telephone Number</b>	01223798555
<b>Fax Number</b>	-
<b>TPS</b>	Yes
<b>FPS</b>	Yes
<b>Incorporation Date</b>	28/11/2008
<b>Previous Name</b>	-
<b>Type</b>	Private Limited with Share Capital
<b>FTSE Index</b>	-
<b>Date of Change</b>	-
<b>Filing Date of Accounts</b>	30/09/2017
<b>Currency</b>	GBP
<b>Share Capital</b>	£400
<b>SIC07</b>	10821
<b>Charity Number</b>	-
<b>SIC07 Description</b>	Manufacture of cocoa and chocolate confectionery
<b>Principal Activity</b>	-
<b>Todays Limit</b>	£25,000

## **ADDITIONAL INFORMATION**

### **CCJ's**

0 (£0)

No CCJ Information To Display

<b>Ultimate Holding Company</b>	-
<b>Accountant</b>	-
<b>Mortgages</b>	0

**DISCLAIMER** : This Report is **PRIVATE & CONFIDENTIAL** and it is prepared at the request of and for its use by the Subscriber only. The Subscriber shall use the contents of the Report merely as an aid to its business. Mira Inform Private Limited ("MIPL") has collated information/data in the Report, which have not been verified unless otherwise specifically mentioned in the Report. The Subscriber shall independently verify the accuracy and correctness of the information/data before in any way acting upon the same. MIPL shall not be liable for any harm, injury, loss or damage caused to the Subscriber due to default by the Subscriber's debtors/beneficiaries in fulfilling their obligations of any nature whatsoever. This Report or any of its portion shall not be used as a documentary evidence or otherwise before any investigative agencies or forum of law. This Report is confidential and proprietary to MIPL. The Subscriber and/or any other person(s) may not reproduce, publish or disclose any of the contents of the Report to others without the express authorization of MIPL. This Report is prepared and issued to the Subscriber without any risk, responsibility or liability on the part of MIPL or its officials.

Group 0 companies  
Linkages 0 companies  
Countries In 0 countries

## **KEY FINANCIALS**

Year to Date	Turnover	Pre Tax Profit	Shareholder	Funds Employees
31.12.2016	-	-	£153,267	-
31.12.2015	-	-	£149,246	-
31.12.2014	-	-	£123,231	-

## **MORTGAGE SUMMARY**

Total Mortgage 0  
Outstanding 0  
Satisfied 0

## **TRADE DEBTORS / BAD DEBT SUMMARY**

Total Number of Documented Trade 0  
Total Value of Documented Trade £0

## **COMMENTARY**

This company has been treated as a Small company.
The latest Balance Sheet indicates a very positive net working capital position.
There has been an increase in shareholders funds compared with the previous balance sheet.
This company trades in an industry with a moderate level of corporate failures.

## **CCJ**

Total Number of Exact CCJs -	0	Total Value of Exact CCJs -	
Total Number of Possible CCJs -	0	Total Value of Possible CCJs -	
Total Number of	0	Total Value of Satisfied	

**DISCLAIMER** : This Report is **PRIVATE & CONFIDENTIAL** and it is prepared at the request of and for its use by the Subscriber only. The Subscriber shall use the contents of the Report merely as an aid to its business. Mira Inform Private Limited ("MIPL") has collated information/data in the Report, which have not been verified unless otherwise specifically mentioned in the Report. The Subscriber shall independently verify the accuracy and correctness of the information/data before in any way acting upon the same. MIPL shall not be liable for any harm, injury, loss or damage caused to the Subscriber due to default by the Subscriber's debtors/beneficiaries in fulfilling their obligations of any nature whatsoever. This Report or any of its portion shall not be used as a documentary evidence or otherwise before any investigative agencies or forum of law. This Report is confidential and proprietary to MIPL. The Subscriber and/or any other person(s) may not reproduce, publish or disclose any of the contents of the Report to others without the express authorization of MIPL. This Report is prepared and issued to the Subscriber without any risk, responsibility or liability on the part of MIPL or its officials.

Satisfied CCJs -		CCJs -	
Total Number of Writs -	-		

Total Current Directors	2	Total Current Secretaries	0
Total Previous Directors / Company Secretaries	0	Total Person's With Significant Control	2

## **CURRENT DIRECTORS**


<b>Title</b>	Mr	<b>Function</b>	Director
<b>Name</b>	Orya Blumenfeld	<b>Nationality</b>	British
<b>Date of Birth</b>	12/1981	<b>Present Appointments</b>	2
<b>Latest Address</b>	Unit 39 Corringham Road Ind Est, Corringham Road, Gainsborough, Lincolnshire	<b>Appointment Date</b>	01/12/2011
<b>Post Code</b>	DN21 1QB		
<b>Title</b>	Ms	<b>Function</b>	Director
<b>Name</b>	Kendra Leighton	<b>Nationality</b>	British
<b>Date of Birth</b>	05/1983	<b>Present Appointments</b>	1
<b>Latest Address</b>	Unit 39 Corringham Road Ind Est, Corringham Road, Gainsborough, Lincolnshire	<b>Appointment Date</b>	31/10/2011
<b>Post Code</b>	DN21 1QB		

## **CURRENT COMPANY SECRETARY**















### Top Shareholders

Name	Currency	Share Count	Share Type	Nominal Value	% of Total Share Count
KENDRA LEIGHTON	GBP	200	ORDINARY	1	50
ORYA BLUMENFELD	GBP	200	ORDINARY	1	50









## **PROFIT & LOSS**

	Date Of Accounts	31/12/16	(%)	31/12/15	(%)	31/12/14	(%)	30/11/13	(%)	30/11/12
	<b>Weeks</b>	52	(%)	52	(%)	57	(%)	52	(%)	52
	<b>Currency</b>	GBP	(%)	GBP	(%)	GBP	(%)	GBP	(%)	GBP
	<b>Consolidated A/cs</b>	N	(%)	N	(%)	N	(%)	N	(%)	N
	<b>Turnover</b>	-	-	-	-	-	-	-	-	-










**DISCLAIMER** : This Report is **PRIVATE & CONFIDENTIAL** and it is prepared at the request of and for its use by the Subscriber only. The Subscriber shall use the contents of the Report merely as an aid to its business. Mira Inform Private Limited ("MIPL") has collated information/data in the Report, which have not been verified unless otherwise specifically mentioned in the Report. The Subscriber shall independently verify the accuracy and correctness of the information/data before in any way acting upon the same. MIPL shall not be liable for any harm, injury, loss or damage caused to the Subscriber due to default by the Subscriber's debtors/beneficiaries in fulfilling their obligations of any nature whatsoever. This Report or any of its portion shall not be used as a documentary evidence or otherwise before any investigative agencies or forum of law. This Report is confidential and proprietary to MIPL. The Subscriber and/or any other person(s) may not reproduce, publish or disclose any of the contents of the Report to others without the express authorization of MIPL. This Report is prepared and issued to the Subscriber without any risk, responsibility or liability on the part of MIPL or its officials.

	Export	-	-	-	-	-	-	-	-	-
	Cost of Sales	-	-	-	-	-	-	-	-	-
	Gross Profit	-	-	-	-	-	-	-	-	-
	Wages & Salaries	-	-	-	-	-	-	-	-	-
	Directors Emoluments	-	-	-	-	-	-	-	-	-
	<b>Operating Profit</b>	-	-	-	-	-	-	-	-	-
	Depreciation	-	-	-	-	£16,634	29.9%	£12,805	259.8%	£3,559
	Audit Fees	-	-	-	-	-	-	-	-	-
	Interest Payments	-	-	-	-	-	-	-	-	-
	<b>Pre Tax Profit</b>	-	-	-	-	-	-	-	-	-
	Taxation	-	-	-	-	-	-	-	-	-
	Profit After Tax	-	-	-	-	-	-	-	-	-
	Dividends Payable	-	-	-	-	-	-	-	-	-
	<b>Retained Profit</b>	-	-	-	-	-	-	-	-	-






## **BALANCE SHEET**

	Date Of Accounts	31/12/16	(%)	31/12/15	(%)	31/12/14	(%)	30/11/13	(%)	30/11/12
	Tangible Assets	£41,373	2.7%	£40,280	-25%	£53,686	11%	£48,386	12.9%	£42,866
	Intangible Assets	0	-	0	-	0	-	0	-	0
	<b>Total Fixed Assets</b>	<b>£41,373</b>	<b>2.7%</b>	<b>£40,280</b>	<b>-25%</b>	<b>£53,686</b>	<b>11%</b>	<b>£48,386</b>	<b>12.9%</b>	<b>£42,866</b>
	Stock	0	-	0	-100%	£53,714	222.8%	£16,641	36.9%	£12,156
	Trade Debtors	£119,175	-5.1%	£125,576	284.9%	£32,627	168%	£12,176	-23.9%	£16,002
	Cash	0	-	0	-100%	£8,866	-24.8%	£11,786	6.6%	£11,056
	Other Debtors	0	-	0	-100%	£2,721	101.4%	£1,351	-	0
	Miscellaneous Current Assets	0	-	0	-	0	-	0	-	0

**DISCLAIMER** : This Report is **PRIVATE & CONFIDENTIAL** and it is prepared at the request of and for its use by the Subscriber only. The Subscriber shall use the contents of the Report merely as an aid to its business. Mira Inform Private Limited ("MIPL") has collated information/data in the Report, which have not been verified unless otherwise specifically mentioned in the Report. The Subscriber shall independently verify the accuracy and correctness of the information/data before in any way acting upon the same. MIPL shall not be liable for any harm, injury, loss or damage caused to the Subscriber due to default by the Subscriber's debtors/beneficiaries in fulfilling their obligations of any nature whatsoever. This Report or any of its portion shall not be used as a documentary evidence or otherwise before any investigative agencies or forum of law. This Report is confidential and proprietary to MIPL. The Subscriber and/or any other person(s) may not reproduce, publish or disclose any of the contents of the Report to others without the express authorization of MIPL. This Report is prepared and issued to the Subscriber without any risk, responsibility or liability on the part of MIPL or its officials.

	<b>Total Current Assets</b>	<b>£119,175</b>	<b>-5.1%</b>	<b>£125,576</b>	<b>28.2%</b>	<b>£97,928</b>	<b>133.4%</b>	<b>£41,954</b>	<b>7%</b>	<b>£39,214</b>
	Trade Creditors	£7,281	-56.2%	£16,610	-41.5%	£28,383	113.4%	£13,300	-50%	£26,578
	Bank Loans & Overdrafts	0	-	0	-	0	-	0	-100%	£1,575
	Other Short Term Finance	0	-	0	-	0	-	0	-	0
	Miscellaneous Current Liabilities	0	-	0	-	0	-	0	-100%	£7,332
	<b>Total Current Liabilities</b>	<b>£7,281</b>	<b>-56.2%</b>	<b>£16,610</b>	<b>-41.5%</b>	<b>£28,383</b>	<b>113.4%</b>	<b>£13,300</b>	<b>-62.5%</b>	<b>£35,485</b>
	Bank Loans & Overdrafts and LTL	0	-	0	-	0	-	0	-100%	£1,575
	Other Long Term Finance	0	-	0	-	0	-	0	-	0
	<b>Total Long Term Liabilities</b>	<b>0</b>	<b>-</b>	<b>0</b>	<b>-</b>	<b>0</b>	<b>-</b>	<b>0</b>	<b>-</b>	<b>0</b>

## **CAPITAL & RESERVES**

	Date Of Accounts	31/12/16	(%)	31/12/15	(%)	31/12/14	(%)	30/11/13	(%)	30/11/12
	Called Up Share Capital	-	-100%	£400	-	£400	-	£400	-	£400
	P & L Account Reserve	£153,267	3%	£148,846	21.2%	£122,831	60.3%	£76,640	65.9%	£46,195
	Revaluation Reserve	-	-	-	-	-	-	-	-	-
	Sundry Reserves	-	-	-	-	-	-	-	-	-
	<b>Shareholder Funds</b>	<b>£153,267</b>	<b>2.7%</b>	<b>£149,246</b>	<b>21.1%</b>	<b>£123,231</b>	<b>60%</b>	<b>£77,040</b>	<b>65.3%</b>	<b>£46,595</b>






## **OTHER FINANCIAL ITEMS**

	Date Of Accounts	31/12/16	(%)	31/12/15	(%)	31/12/14	(%)	30/11/13	(%)	30/11/12
--	------------------	----------	-----	----------	-----	----------	-----	----------	-----	----------





**DISCLAIMER** : This Report is **PRIVATE & CONFIDENTIAL** and it is prepared at the request of and for its use by the Subscriber only. The Subscriber shall use the contents of the Report merely as an aid to its business. Mira Inform Private Limited ("MIPL") has collated information/data in the Report, which have not been verified unless otherwise specifically mentioned in the Report. The Subscriber shall independently verify the accuracy and correctness of the information/data before in any way acting upon the same. MIPL shall not be liable for any harm, injury, loss or damage caused to the Subscriber due to default by the Subscriber's debtors/beneficiaries in fulfilling their obligations of any nature whatsoever. This Report or any of its portion shall not be used as a documentary evidence or otherwise before any investigative agencies or forum of law. This Report is confidential and proprietary to MIPL. The Subscriber and/or any other person(s) may not reproduce, publish or disclose any of the contents of the Report to others without the express authorization of MIPL. This Report is prepared and issued to the Subscriber without any risk, responsibility or liability on the part of MIPL or its officials.

**RAWR FOODS LIMITED - 530718**



**PAGE NO. : 9**

	Net Worth	£153,267	2.7%	£149,246	21.1%	£123,231	60%	£77,040	65.3%	£46,595
	Working Capital	£111,894	2.7%	£108,966	56.7%	£69,545	142.7%	£28,654	668.4%	£3,729
	Total Assets	£160,548	-3.2%	£165,856	9.4%	£151,614	67.8%	£90,340	10.1%	£82,080
	Total Liabilities	£7,281	-56.2%	£16,610	-41.5%	£28,383	113.4%	£13,300	-62.5%	£35,485
	Net Assets	£153,267	2.7%	£149,246	21.1%	£123,231	60%	£77,040	65.3%	£46,595

**CASH FLOW**















	Date Of Accounts	31/12/16	(%)	31/12/15	(%)	31/12/14	(%)	30/11/13	(%)	30/11/12
	Net Cashflow from Operations	-	-	-	-	-	-	-	-	-
	Net Cashflow before Financing	-	-	-	-	-	-	-	-	-
	Net Cashflow from Financing	-	-	-	-	-	-	-	-	-
	Increase in Cash	-	-	-	-	-	-	-	-	-

**MISCELLANEOUS**

	Date Of Accounts	31/12/16	(%)	31/12/15	(%)	31/12/14	(%)	30/11/13	(%)	30/11/12
	Contingent Liability	NO	-	NO	-	NO	-	NO	-	NO
	Capital Employed	£153,267	2.7%	£149,246	21.1%	£123,231	60%	£77,040	65.3%	£46,595
	Number of Employees	-	-	-	-	-	-	-	-	-
	Accountants									
	Auditors									
	Auditor Comments	The company is exempt from audit								
	Bankers									
	Bank Branch Code									

**DISCLAIMER** : This Report is **PRIVATE & CONFIDENTIAL** and it is prepared at the request of and for its use by the Subscriber only. The Subscriber shall use the contents of the Report merely as an aid to its business. Mira Inform Private Limited ("MIPL") has collated information/data in the Report, which have not been verified unless otherwise specifically mentioned in the Report. The Subscriber shall independently verify the accuracy and correctness of the information/data before in any way acting upon the same. MIPL shall not be liable for any harm, injury, loss or damage caused to the Subscriber due to default by the Subscriber's debtors/beneficiaries in fulfilling their obligations of any nature whatsoever. This Report or any of its portion shall not be used as a documentary evidence or otherwise before any investigative agencies or forum of law. This Report is confidential and proprietary to MIPL. The Subscriber and/or any other person(s) may not reproduce, publish or disclose any of the contents of the Report to others without the express authorization of MIPL. This Report is prepared and issued to the Subscriber without any risk, responsibility or liability on the part of MIPL or its officials.

## **RATIOS**

	<b>Date Of Accounts</b>	<b>31/12/16</b>	<b>31/12/15</b>	<b>31/12/14</b>	<b>30/11/13</b>	<b>30/11/12</b>
	Pre-tax profit margin %	-	-	-	-	-
	Current ratio	16.37	7.56	3.45	3.15	1.11
	Sales/Net Working Capital	-	-	-	-	-
	Gearing %	0	0	0	0	3.40
	Equity in %	95.50	90	81.30	85.30	56.80
	Creditor Days	-	-	-	-	-
	Debtor Days	-	-	-	-	-
	Liquidity/Acid Test	16.36	7.56	1.55	1.90	0.76
	Return On Capital Employed %	-	-	-	-	-
	Return On Total Assets Employed %	-	-	-	-	-
	Current Debt Ratio	0.04	0.11	0.23	0.17	0.76
	Total Debt Ratio	0.04	0.11	0.23	0.17	0.76
	Stock Turnover Ratio %	-	-	-	-	-
	Return on Net Assets Employed %	-	-	-	-	-

### **Report Notes**

There are no notes to display.

### **Status History**

No Status History found

## **EVENT HISTORY**

<b>Date</b>	<b>Description</b>
07/12/2017	Confirmation Statement
10/11/2017	Change in Reg.Office
10/11/2017	Change of Company Postcode
09/11/2017	Change in Reg.Office
09/11/2017	Change of Company Postcode
05/10/2017	New Accounts Filed
15/12/2016	Annual Returns
26/10/2016	Payment Data Update Received

**DISCLAIMER** : This Report is **PRIVATE & CONFIDENTIAL** and it is prepared at the request of and for its use by the Subscriber only. The Subscriber shall use the contents of the Report merely as an aid to its business. Mira Inform Private Limited ("MIPL") has collated information/data in the Report, which have not been verified unless otherwise specifically mentioned in the Report. The Subscriber shall independently verify the accuracy and correctness of the information/data before in any way acting upon the same. MIPL shall not be liable for any harm, injury, loss or damage caused to the Subscriber due to default by the Subscriber's debtors/beneficiaries in fulfilling their obligations of any nature whatsoever. This Report or any of its portion shall not be used as a documentary evidence or otherwise before any investigative agencies or forum of law. This Report is confidential and proprietary to MIPL. The Subscriber and/or any other person(s) may not reproduce, publish or disclose any of the contents of the Report to others without the express authorization of MIPL. This Report is prepared and issued to the Subscriber without any risk, responsibility or liability on the part of MIPL or its officials.

**RAWR FOODS LIMITED - 530718**

**PAGE NO. : 11**

06/10/2016	New Accounts Filed
21/09/2016	Payment Data Update Received
29/12/2015	Annual Returns
04/09/2015	New Accounts Filed
04/09/2015	New Accounts Filed
03/12/2014	Annual Returns
05/09/2014	New Accounts Filed

**Previous Company Names**

No Previous Names found

**Writ Details**

No writs found

**Statistics**

<b>Group</b>	-
<b>Linkages</b>	0 companies
<b>Countries</b>	In 0 countries

**Summary**

<b>Holding Company</b>	-
<b>Ownership Status</b>	
<b>Ultimate Holding Company</b>	-

**Group StructureFull**

No Group Structure

**Previous Director/Company Secretaries**

No Previous Director Details

<b>Total Persons With Significant Control</b>	2	<b>Total Statements</b>	0
<b>Active</b>	2	<b>Active</b>	0
<b>Ceased</b>	0	<b>Ceased</b>	0

**ACTIVE PERSONS WITH SIGNIFICANT CONTROL**

<b>Name</b>	Mr Orya Blumenfeld	<b>Kind</b>	Individual Person With Significant Control
<b>Address</b>	Unit 39 Corringham Road Ind Est, Corringham Road, Gainsborough, Lincolnshire	<b>Country Of Residence</b>	England
<b>Post Code</b>	DN21 1QB	<b>Nationality</b>	British
<b>Date of Birth</b>	12/1981	<b>Notified On</b>	06/04/2016
<b>Nature Of Control</b>	Ownership Of Shares 25 To 50 Percent, Voting Rights 25 To 50 Percent		
<b>Name</b>	Miss Kendra Leighton	<b>Kind</b>	Individual Person With Significant Control

**DISCLAIMER** : This Report is **PRIVATE & CONFIDENTIAL** and it is prepared at the request of and for its use by the Subscriber only. The Subscriber shall use the contents of the Report merely as an aid to its business. Mira Inform Private Limited ("MIPL") has collated information/data in the Report, which have not been verified unless otherwise specifically mentioned in the Report. The Subscriber shall independently verify the accuracy and correctness of the information/data before in any way acting upon the same. MIPL shall not be liable for any harm, injury, loss or damage caused to the Subscriber due to default by the Subscriber's debtors/beneficiaries in fulfilling their obligations of any nature whatsoever. This Report or any of its portion shall not be used as a documentary evidence or otherwise before any investigative agencies or forum of law. This Report is confidential and proprietary to MIPL. The Subscriber and/or any other person(s) may not reproduce, publish or disclose any of the contents of the Report to others without the express authorization of MIPL. This Report is prepared and issued to the Subscriber without any risk, responsibility or liability on the part of MIPL or its officials.

			Significant Control
<b>Address</b>	Unit 39 Corringham Road Ind Est, Corringham Road, Gainsborough, Lincolnshire	<b>Country Of Residence</b>	England
<b>Post Code</b>	DN21 1QB	<b>Nationality</b>	British
<b>Date of Birth</b>	05/1983	<b>Notified On</b>	06/04/2016
<b>Nature Of Control</b>	Ownership Of Shares 25 To 50 Percent, Voting Rights 25 To 50 Percent		

**Ceased Persons With Significant Control**

No Ceased Persons With Significant Control To Display

**Active Statements**

No Active Statements To Display

**Ceased Statements**

No Ceased Statements To Display

**FOREIGN EXCHANGE RATES**

Currency	Unit	Indian Rupees
US Dollar	1	INR 71.85
UK Pound	1	INR 95.15
Euro	1	INR 84.68
GBP	1	INR 94.47

**Note :** Above are approximate rates obtained from sources believed to be correct

**INFORMATION DETAILS**

<b>Analysis Done by :</b>	NIY
<b>Report Prepared by :</b>	TPT

**DISCLAIMER :** This Report is **PRIVATE & CONFIDENTIAL** and it is prepared at the request of and for its use by the Subscriber only. The Subscriber shall use the contents of the Report merely as an aid to its business. Mira Inform Private Limited ("MIPL") has collated information/data in the Report, which have not been verified unless otherwise specifically mentioned in the Report. The Subscriber shall independently verify the accuracy and correctness of the information/data before in any way acting upon the same. MIPL shall not be liable for any harm, injury, loss or damage caused to the Subscriber due to default by the Subscriber's debtors/beneficiaries in fulfilling their obligations of any nature whatsoever. This Report or any of its portion shall not be used as a documentary evidence or otherwise before any investigative agencies or forum of law. This Report is confidential and proprietary to MIPL. The Subscriber and/or any other person(s) may not reproduce, publish or disclose any of the contents of the Report to others without the express authorization of MIPL. This Report is prepared and issued to the Subscriber without any risk, responsibility or liability on the part of MIPL or its officials.

**RATING EXPLANATIONS**

Credit Rating	Explanation	Rating Comments
A++	Minimum Risk	Business dealings permissible with minimum risk of default
A+	Low Risk	Business dealings permissible with low risk of default
A	Acceptable Risk	Business dealings permissible with moderate risk of default
B	Medium Risk	Business dealings permissible on a regular monitoring basis
C	Medium High Risk	Business dealings permissible preferably on secured basis
D	High Risk	Business dealing not recommended or on secured terms only
NB	New Business	No recommendation can be done due to business in infancy stage
NT	No Trace	No recommendation can be done as the business is not traceable

NB is stated where there is insufficient information to facilitate rating. However, it is not to be considered as unfavourable.

This score serves as a reference to assess SC's credit risk and to set the amount of credit to be extended. It is calculated from a composite of weighted scores obtained from each of the major sections of this report. The assessed factors are as follows:

- Financial condition covering various ratios
- Company background and operations size
- Promoters / Management background
- Payment record
- Litigation against the subject
- Industry scenario / competitor analysis
- Supplier / Customer / Banker review (wherever available)