

MIRA INFORM REPORT

Report No. :	530915
Report Date :	24.09.2018

IDENTIFICATION DETAILS

Name :	DCM SHRIRAM LIMITED (w.e.f. 21.02.2014)
Formerly Known As :	DCM SHRIRAM CONSOLIDATED LIMITED
Registered Office :	1st Floor, Kanchenjunga Building, 18, Barakhamba Road, New Delhi – 110 001
Tel. No.:	91-11-23316801
Country :	India
Financials (as on) :	31.03.2018
Date of Incorporation :	06.02.1989
CIN No.: [Company Identification No.]	L74899DL1989PLC034923
Capital Investment / Paid-up Capital :	INR 326.400 Million
CST/ TIN No.:	07410144631
PAN No.: [Permanent Account No.]	AAACD0097R
GSTN : [Goods & Service Tax Registration No.]	07AAACD0097R1Z9 24AAACD0097R1ZD
Legal Form :	A Public Limited Liability Company. The Company's Shares are Listed on the Stock Exchanges.
Line of Business :	The Company's business segments include: Fertilisers (manufacturing of urea), Chloro-Vinyl (manufacturing of poly-vinyl chloride, carbide and chlor alkali products), Shriram Farm solutions (trading of di-ammonium phosphate, muriate of potash, super phosphate, other fertilisers, seeds and pesticides), Sugar (manufacturing of sugar products, co-generation of Power and distillery), Bioseed (production of hybrid seeds), Others (UPVC window systems, Cement, Rural retail and plaster of paris). (Registered Activity)
No. of Employees :	5151 (Approximately)

DISCLAIMER : This Report is **PRIVATE & CONFIDENTIAL** and it is prepared at the request of and for its use by the Subscriber only. The Subscriber shall use the contents of the Report merely as an aid to its business. Mira Inform Private Limited ("MIPL") has collated information/data in the Report, which have not been verified unless otherwise specifically mentioned in the Report. The Subscriber shall independently verify the accuracy and correctness of the information/data before in any way acting upon the same. MIPL shall not be liable for any harm, injury, loss or damage caused to the Subscriber due to default by the Subscriber's debtors/beneficiaries in fulfilling their obligations of any nature whatsoever. This Report or any of its portion shall not be used as a documentary evidence or otherwise before any investigative agencies or forum of law. This Report is confidential and proprietary to MIPL. The Subscriber and/or any other person(s) may not reproduce, publish or disclose any of the contents of the Report to others without the express authorization of MIPL. This Report is prepared and issued to the Subscriber without any risk, responsibility or liability on the part of MIPL or its officials.

RATING & COMMENTS

(Mira Inform has adopted New Rating mechanism w.e.f. 23rd January 2017)

MIRA's Rating :

A+

Credit Rating	Explanation	Rating Comments
A+	Low Risk	Business dealings permissible with low risk of default

Maximum Credit Limit :	USD 88000000
Status :	Excellent
Payment Behaviour :	Regular
Litigation :	Exist
Comments :	<p>Subject was incorporated in the year 1989 and is a business conglomerate operating through three segments which includes agri-rural business (urea, sugar, seeds and trading of agri-inputs), chlor-vinyl business (chlor-alkali and PVC) and value added business (Fenesta Building Systems).</p> <p>As per the quarterly results of June 2018, the company has achieved 20371.300 Million.</p> <p>As per financial records of March 2018, the company has earned a favourable growth of 14.06% in its revenue as compared to the previous year and has reported a fair profitability margin.</p> <p>Rating takes into consideration the company's long established track record of business operations and strong financial position backed by robust net worth base along with low debt balance sheet and satisfactory liquidity position.</p> <p>The company has its share price trading at around INR 449.25 on BSE as on September 21, 2018 as against the Face Value (FV) of INR 2.</p> <p>Business is active. Payment seems to be regular.</p> <p>In view of aforesaid, the company can be considered for business dealing at usual trade terms and conditions.</p>

NOTES :

Any query related to this report can be made on e-mail : infodept@mirainform.com while quoting report number, name and date.

ECGC Country Risk Classification List

DISCLAIMER : This Report is **PRIVATE & CONFIDENTIAL** and it is prepared at the request of and for its use by the Subscriber only. The Subscriber shall use the contents of the Report merely as an aid to its business. Mira Inform Private Limited ("MIPL") has collated information/data in the Report, which have not been verified unless otherwise specifically mentioned in the Report. The Subscriber shall independently verify the accuracy and correctness of the information/data before in any way acting upon the same. MIPL shall not be liable for any harm, injury, loss or damage caused to the Subscriber due to default by the Subscriber's debtors/beneficiaries in fulfilling their obligations of any nature whatsoever. This Report or any of its portion shall not be used as a documentary evidence or otherwise before any investigative agencies or forum of law. This Report is confidential and proprietary to MIPL. The Subscriber and/or any other person(s) may not reproduce, publish or disclose any of the contents of the Report to others without the express authorization of MIPL. This Report is prepared and issued to the Subscriber without any risk, responsibility or liability on the part of MIPL or its officials.

Country Name	Previous Rating (31.12.2017)	Current Rating (01.04.2018)
India	A1	A1

Risk Category	ECGC Classification
Insignificant	A1
Low Risk	A2
Moderately Low Risk	B1
Moderate Risk	B2
Moderately High Risk	C1
High Risk	C2
Very High Risk	D

EXTERNAL AGENCY RATING

Rating Agency Name	ICRA
Rating	Long Term Loans=AA
Rating Explanation	High degree of safety and very low credit risk.
Date	30.05.2018

Rating Agency Name	ICRA
Rating	Short Term Loans=A1+
Rating Explanation	Very strong degree of safety and carry lowest credit risk.
Date	30.05.2018

RBI DEFAULTERS' LIST STATUS

Subject's name is not enlisted as a defaulter in the publicly available RBI Defaulters' list.

EPF (Employee Provident Fund) DEFAULTERS' LIST STATUS

Subject's name is not enlisted as a defaulter in the publicly available EPF (Employee Provident Fund) Defaulters' list as of 31-03-2018.

BIFR (Board for Industrial & Financial Reconstruction) LISTING STATUS

Subject's name is not listed as a Sick Unit in the publicly available BIFR (Board for Industrial & Financial Reconstruction) list as of 24.09.2018

DISCLAIMER : This Report is **PRIVATE & CONFIDENTIAL** and it is prepared at the request of and for its use by the Subscriber only. The Subscriber shall use the contents of the Report merely as an aid to its business. Mira Inform Private Limited ("MIPL") has collated information/data in the Report, which have not been verified unless otherwise specifically mentioned in the Report. The Subscriber shall independently verify the accuracy and correctness of the information/data before in any way acting upon the same. MIPL shall not be liable for any harm, injury, loss or damage caused to the Subscriber due to default by the Subscriber's debtors/beneficiaries in fulfilling their obligations of any nature whatsoever. This Report or any of its portion shall not be used as a documentary evidence or otherwise before any investigative agencies or forum of law. This Report is confidential and proprietary to MIPL. The Subscriber and/or any other person(s) may not reproduce, publish or disclose any of the contents of the Report to others without the express authorization of MIPL. This Report is prepared and issued to the Subscriber without any risk, responsibility or liability on the part of MIPL or its officials.

IBBI (Insolvency and Bankruptcy Board of India) LISTING STATUS

Subject's name is not listed in the publicly available IBBI (Insolvency and Bankruptcy Board of India) list as of report date.

INFORMATION DENIED

MANAGEMENT NON-COOPERATIVE (Tel. No.: 91-11-23759300)

LOCATIONS

Registered Corporate Office 1:	Office/	1st Floor, Kanchenjunga Building, 18, Barakhamba Road, New Delhi – 110 001, India
Tel. No.:		91-11-23316801/ 23759300
Mobile No.:		91-9555000147 (Mr. Deepak Gupta)
Fax No.:		91-11-23318072
E-Mail :		sumeetgambhir@dcmshriram.com response@dcmshriram.com blsachdeva@dscl.com dscl@dscl.com
Website :		http://www.dcmshriram.com
Corporate Office 2/ Marketing Office 1::		5 th Floor, Kanchenjunga Building, 18, Barakhamba Road, New Delhi – 110 001, India
Tel. No.:		91-11-23316801-9
Fax No.:		91-11-23318072
Factory 1 :		Shriram Fertilisers and Chemicals Shriram Nagar, Kota – 324 004, Rajasthan, India
Factory 2 :		Shriram Alkali and Chemicals 749, G.I.D.C. Industrial Estate, District: Bharuch, Gujarat, India
Factory 3 :		DSCL Sugar Village Ajbapur, P.O. Mullapur, Lakhimpur Kheri – 261 505, Uttar Pradesh, India
Factory 4 :		DSCL Sugar Village Rupapur, P.O. Munder, District Hardoi – 241 123, Uttar Pradesh, India
Factory 5 :		DSCL Sugar Village and P.O. Hariawan, District Hardoi – 241 405, Uttar Pradesh, India
Factory 6 :		DSCL Sugar Village Loni, P.O. Anjhi Shahbad, District Hardoi – 241 124, Uttar Pradesh, India

DISCLAIMER : This Report is **PRIVATE & CONFIDENTIAL** and it is prepared at the request of and for its use by the Subscriber only. The Subscriber shall use the contents of the Report merely as an aid to its business. Mira Inform Private Limited ("MIPL") has collated information/data in the Report, which have not been verified unless otherwise specifically mentioned in the Report. The Subscriber shall independently verify the accuracy and correctness of the information/data before in any way acting upon the same. MIPL shall not be liable for any harm, injury, loss or damage caused to the Subscriber due to default by the Subscriber's debtors/beneficiaries in fulfilling their obligations of any nature whatsoever. This Report or any of its portion shall not be used as a documentary evidence or otherwise before any investigative agencies or forum of law. This Report is confidential and proprietary to MIPL. The Subscriber and/or any other person(s) may not reproduce, publish or disclose any of the contents of the Report to others without the express authorization of MIPL. This Report is prepared and issued to the Subscriber without any risk, responsibility or liability on the part of MIPL or its officials.

Sales Office :	Located At :
	<ul style="list-style-type: none"> • New Delhi • Mumbai • Kolkata • Chennai • Indore • Hyderabad • Jaipur • Ludhiana • Kota • Meerut • Sriganaganagar
Marketing Office 2 :	Kirti Mahal, 19, Rajendra Place, New Delhi - 110 008, India
Tel. No.:	91-11-25713442/25722296
Fax No.:	91-11-25768135
Marketing Office 3 :	Shivaji Marg, New Delhi - 110 015, India
Tel. No.:	91-11-25104410/25747836
Fax No.:	91-11-25455362/25739816

DIRECTORS

As on 31.03.2018

Name :	Mr. Ajay Shridhar Shriram
Designation :	Managing Director
Address :	A-37, Vasant Vihar, New Delhi – 110057, India
Date of Birth/Age :	04.03.1954
Date of Appointment :	24.07.1989
DIN No.:	00027137
Name :	Mr. Vikram Shridhar Shriram
Designation :	Managing Director
Address :	5/16, Shanti Niketan, New Delhi – 110021, India
Date of Birth/Age :	06.12.1958
Date of Appointment :	22.05.1990
DIN No.:	00027187
Name :	Mr. Ajit Shridhar Shriram
Designation :	Managing Director
Address :	5/20, Shanti Niketan, New Delhi – 110021, India
Date of Birth/Age :	03.10.1967
Date of Appointment :	02.05.2011
DIN No.:	00027918

DISCLAIMER : This Report is **PRIVATE & CONFIDENTIAL** and it is prepared at the request of and for its use by the Subscriber only. The Subscriber shall use the contents of the Report merely as an aid to its business. Mira Inform Private Limited ("MIPL") has collated information/data in the Report, which have not been verified unless otherwise specifically mentioned in the Report. The Subscriber shall independently verify the accuracy and correctness of the information/data before in any way acting upon the same. MIPL shall not be liable for any harm, injury, loss or damage caused to the Subscriber due to default by the Subscriber's debtors/beneficiaries in fulfilling their obligations of any nature whatsoever. This Report or any of its portion shall not be used as a documentary evidence or otherwise before any investigative agencies or forum of law. This Report is confidential and proprietary to MIPL. The Subscriber and/or any other person(s) may not reproduce, publish or disclose any of the contents of the Report to others without the express authorization of MIPL. This Report is prepared and issued to the Subscriber without any risk, responsibility or liability on the part of MIPL or its officials.

Name :	Mr. Kuldeep Kumar Kaul
Designation :	Whole-time Director
Address :	6-A, Vallabh Nagar, Kota – 324007, Rajasthan, India
Date of Appointment :	02.07.2014
DIN No.:	00980318
Name :	Mr. Vimal Bhandari
Designation :	Director
Address :	164, 16th Floor, Kalpataru Horizon, Tower A, S K Ahire Marg, Worli, Mumbai - 400018, Maharashtra, India
Date of Birth/Age :	23.08.1958
Qualification :	B.Com, C.A.
Experience :	Finance, Human Resources and General Management
Date of Appointment :	13.05.2003
DIN No.:	00001318
Name :	Mr. Sunil Kant Munjal
Designation :	Director
Address :	Kothi No. 1-A, Friends Colony, New Delhi – 110065, India
Date of Birth/Age :	14.12.1957
Qualification :	B.Com, Training in Mechanical Engineering
Experience :	Corporate Planning, Finance, Manufacturing, Customer Relationship, Information Technology and Insurance
Date of Appointment :	13.05.2003
DIN No.:	00003902
Name :	Ms. Ramni Nirula
Designation :	Director
Address :	A-14, Anand Niketan, New Delhi – 110021, India
Date of Appointment :	18.08.2015
DIN No.:	00015330
Name :	Mr. Pradeep Dinodia
Designation :	Director
Address :	A-9A, Maharani Bagh, New Delhi – 110065, India
Date of Birth/Age :	15.11.1940
Date of Appointment :	18.07.1994
DIN No.:	00027995
Name :	Mr. Vikramajit Sen
Designation :	Director
Address :	E - 13, Kalindi Colony, Delhi – 110065, India
Date of Appointment :	09.08.2016
DIN No.:	00866743
Name :	Mr. Pravesh Sharma

DCM SHRIRAM LIMITED - 530915

PAGE NO. : 7

Designation :	Director
Address :	Flat C-2/303, Asian Games, Village Complex, New Delhi – 110049, India
Date of Appointment :	09.08.2016
DIN No.:	02252345
Name :	Mr. Sharad Shrivastva
Designation :	Nominee Director
Address :	7, Jeevan Anand, Opposite Breach Candy Hospital, Bhula Bhai Desai Road, Mumbai – 400026, Maharashtra, India
Date of Appointment :	02.07.2014
DIN No.:	01271854
Name :	Krishan Kumar Sharma
Designation :	Additional Director
Address :	Flat No.806, Tower 3, Purvanchal Royal Park Sector-137, Noida Gautam Budh Nagar-201301, Uttar Pradesh, India
Date of Appointment :	20.11.2017
DIN No.:	07951296

KEY EXECUTIVES

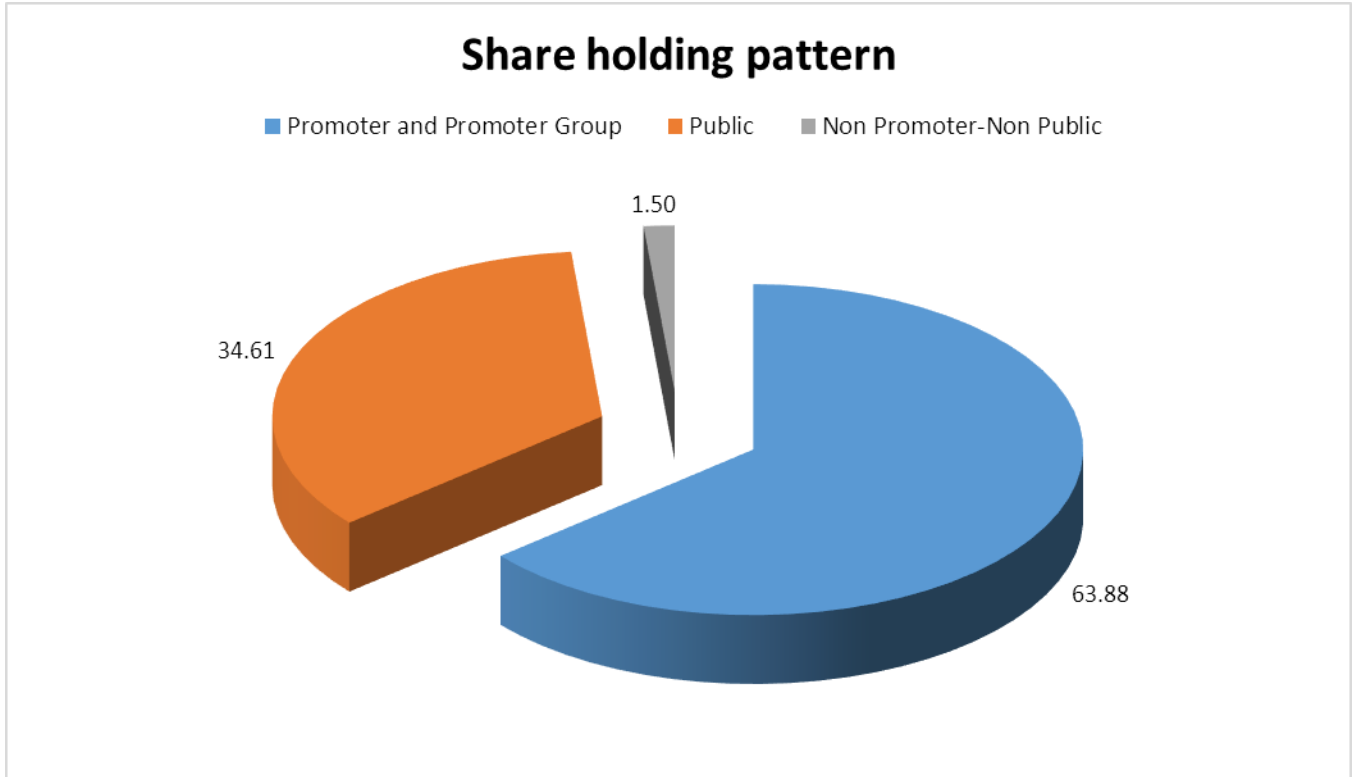
Name :	Mr. Sameet Gambhir
Designation :	Company Secretary
Address :	F/ D 35, New Kavi Nagar, Ghaziabad – 210002, Uttar Pradesh, India
Date of Appointment :	01.04.2015
PAN No.:	ACGPG5389Q
Name :	Mr. Jitendra Kumar Jain
Designation :	Chief Financial Officer
Address :	424, Sector Xv-A, Noida – 201301, Uttar Pradesh, India
Date of Appointment :	12.11.2014
PAN No.:	AALPJ6440Q

MAJOR SHAREHOLDERS / SHAREHOLDING PATTERN

As on 30.06.2018

Category of shareholder	No. of fully paid up equity shares held	Shareholding as a % of total no. of shares (calculated as per SCRR, 1957)As a % of
(A) Promoter and Promoter Group	103754784	63.88
(B) Public	56219304	34.61
(C) Non Promoter-Non Public	2442049	1.50
Grand Total	162416137	100.00

DISCLAIMER : This Report is **PRIVATE & CONFIDENTIAL** and it is prepared at the request of and for its use by the Subscriber only. The Subscriber shall use the contents of the Report merely as an aid to its business. Mira Inform Private Limited ("MIPL") has collated information/data in the Report, which have not been verified unless otherwise specifically mentioned in the Report. The Subscriber shall independently verify the accuracy and correctness of the information/data before in any way acting upon the same. MIPL shall not be liable for any harm, injury, loss or damage caused to the Subscriber due to default by the Subscriber's debtors/beneficiaries in fulfilling their obligations of any nature whatsoever. This Report or any of its portion shall not be used as a documentary evidence or otherwise before any investigative agencies or forum of law. This Report is confidential and proprietary to MIPL. The Subscriber and/or any other person(s) may not reproduce, publish or disclose any of the contents of the Report to others without the express authorization of MIPL. This Report is prepared and issued to the Subscriber without any risk, responsibility or liability on the part of MIPL or its officials.



Statement showing shareholding pattern of the Promoter and Promoter Group

Category of shareholder	No. of fully paid up equity shares held	Shareholding as a % of total no. of shares (calculated as per SCRR, 1957)As a % of
A1) Indian		0.00
Individuals/Hindu undivided Family	5472040	3.37
LALA SHRIDHAR (HUF) (KARTA - PRABHA SHRIDHAR)	1100	0.00
PRABHA SHRIDHAR	218900	0.13
VIKRAM S. SHRIRAM (HUF)	550200	0.34
AJIT S. SHRIRAM (HUF)	500000	0.31
VANDANA A. SHRIRAM	78340	0.05
AJAY S. SHRIRAM	493780	0.30
AJAY S. SHRIRAM (HUF)	559330	0.34
NAINIKA V. SHRIRAM	297900	0.18
AMBIKA JAIPAL SINGH (JOINTLY WITH JAYANT JAIPAL SINGH)	16500	0.01
ANAND A. SHRIRAM	298070	0.18
CHARNI VINOD KUMAR	35700	0.02
RICHA A. SHRIRAM	34900	0.02

DISCLAIMER : This Report is **PRIVATE & CONFIDENTIAL** and it is prepared at the request of and for its use by the Subscriber only. The Subscriber shall use the contents of the Report merely as an aid to its business. Mira Inform Private Limited ("MIPL") has collated information/data in the Report, which have not been verified unless otherwise specifically mentioned in the Report. The Subscriber shall independently verify the accuracy and correctness of the information/data before in any way acting upon the same. MIPL shall not be liable for any harm, injury, loss or damage caused to the Subscriber due to default by the Subscriber's debtors/beneficiaries in fulfilling their obligations of any nature whatsoever. This Report or any of its portion shall not be used as a documentary evidence or otherwise before any investigative agencies or forum of law. This Report is confidential and proprietary to MIPL. The Subscriber and/or any other person(s) may not reproduce, publish or disclose any of the contents of the Report to others without the express authorization of MIPL. This Report is prepared and issued to the Subscriber without any risk, responsibility or liability on the part of MIPL or its officials.

DCM SHRIRAM LIMITED - 530915

PAGE NO. : 9

KAVITA V. SHRIRAM	78680	0.05
ADITYA A. SHRIRAM	297760	0.18
AJIT S. SHRIRAM	595580	0.37
VIKRAM S. SHRIRAM	503310	0.31
TARA A. SHRIRAM	299900	0.18
VARUN A. SHRIRAM	296900	0.18
PRANAV V. SHRIRAM	297190	0.18
OM PRAKASH JHALANI (Jointly with Anoop Jhalani and Pradeep Jhalani)	5000	0.00
KAUSHIK DEVA	13000	0.01
Any Other (specify)	98282744	60.51
SHRIUDYOG MARKETING PRIVATE LIMITED	460	0.00
SUMANT INVESTMENTS PRIVATE LIMITED	98282284	60.51
Sub Total A1	103754784	63.88
A2) Foreign		0.00
A=A1+A2	103754784	63.88

Statement showing shareholding pattern of the Public shareholder

Category & Name of the Shareholders	No. of fully paid up equity shares held	Shareholding % calculated as per SCRR, 1957 As a % of
B1) Institutions	0	0.00
Mutual Funds/	2464548	1.52
Foreign Portfolio Investors	5196856	3.20
Financial Institutions/ Banks	42114	0.03
Insurance Companies	12923865	7.96
LIFE INSURANCE CORPORATION OF INDIA	11368316	7.00
Sub Total B1	20627383	12.70
B2) Central Government/ State Government(s)/ President of India	0	0.00
Central Government/ State Government(s)/ President of India	29640	0.02
Sub Total B2	29640	0.02
B3) Non-Institutions	0	0.00
Individual share capital upto INR 0.200 Million	15799324	9.73
Individual share capital in excess of INR 0.200 Million	317100	0.20
NBFCs registered with RBI	66096	0.04
Any Other (specify)	19379761	11.93
IEPF	627352	0.39
Overseas Corporate Bodies	15105550	9.30
STEPAN HOLDINGS LIMITED	7085000	4.36
RISTANA SERVICES LIMITED	4804550	2.96
SAL PERTON LIMITED	1650000	1.02
Unclaimed or Suspense or Escrow Account	647870	0.40
Trusts	12501	0.01
Enemy Property	431130	0.27

DISCLAIMER : This Report is **PRIVATE & CONFIDENTIAL** and it is prepared at the request of and for its use by the Subscriber only. The Subscriber shall use the contents of the Report merely as an aid to its business. Mira Inform Private Limited ("MIPL") has collated information/data in the Report, which have not been verified unless otherwise specifically mentioned in the Report. The Subscriber shall independently verify the accuracy and correctness of the information/data before in any way acting upon the same. MIPL shall not be liable for any harm, injury, loss or damage caused to the Subscriber due to default by the Subscriber's debtors/beneficiaries in fulfilling their obligations of any nature whatsoever. This Report or any of its portion shall not be used as a documentary evidence or otherwise before any investigative agencies or forum of law. This Report is confidential and proprietary to MIPL. The Subscriber and/or any other person(s) may not reproduce, publish or disclose any of the contents of the Report to others without the express authorization of MIPL. This Report is prepared and issued to the Subscriber without any risk, responsibility or liability on the part of MIPL or its officials.

DCM SHRIRAM LIMITED - 530915

PAGE NO. : 10

Bodies Corporate	1948329	1.20
Director or Director's Relatives	119480	0.07
Non-Resident Indian (NRI)	487549	0.30
Sub Total B3	35562281	21.90
B=B1+B2+B3	56219304	34.61

Statement showing shareholding pattern of the Non Promoter- Non Public shareholder

Category & Name of the Shareholders(I)	No. of fully paid up equity shares held	Shareholding % calculated as per SCRR, 1957 As a % of
C1) Custodian/DR Holder	0	0.00
C2) Employee Benefit Trust	0	0.00
Employee Benefit Trust	2442049	1.50
Sub Total C2	2442049	1.50
C= C1+C2	2442049	1.50

BUSINESS DETAILS

Line of Business :	The Company's business segments include: Fertilisers (manufacturing of urea), Chloro-Vinyl (manufacturing of poly-vinyl chloride, carbide and chlor alkali products), Shriram Farm solutions (trading of di-ammonium phosphate, muriate of potash, super phosphate, other fertilisers, seeds and pesticides), Sugar (manufacturing of sugar products, co-generation of Power and distillery), Bioseed (production of hybrid seeds), Others (UPVC window systems, Cement, Rural retail and plaster of paris). (Registered Activity)	
Products/ Services :	NIC Code No.	Product/ Services Description
	2012, Manufacture of fertilizers and pesticides	Fertiliser
	1072, Manufacture and Refining of Sugar	Sugar
	2011, Manufacture of Basic Inorganic	Caustic Soda
Brand Names :	Not Available	
Agencies Held :	Not Available	
Exports :	Not Divulged	
Imports :	Not Divulged	
Terms :	Not Divulged	

PRODUCTION STATUS NOT AVAILABLE

DISCLAIMER : This Report is **PRIVATE & CONFIDENTIAL** and it is prepared at the request of and for its use by the Subscriber only. The Subscriber shall use the contents of the Report merely as an aid to its business. Mira Inform Private Limited ("MIPL") has collated information/data in the Report, which have not been verified unless otherwise specifically mentioned in the Report. The Subscriber shall independently verify the accuracy and correctness of the information/data before in any way acting upon the same. MIPL shall not be liable for any harm, injury, loss or damage caused to the Subscriber due to default by the Subscriber's debtors/beneficiaries in fulfilling their obligations of any nature whatsoever. This Report or any of its portion shall not be used as a documentary evidence or otherwise before any investigative agencies or forum of law. This Report is confidential and proprietary to MIPL. The Subscriber and/or any other person(s) may not reproduce, publish or disclose any of the contents of the Report to others without the express authorization of MIPL. This Report is prepared and issued to the Subscriber without any risk, responsibility or liability on the part of MIPL or its officials.

GENERAL INFORMATION

Suppliers :	Reference :	Not Divulged	
	Name of the Person :	--	
	Contact No.:	--	
	Since How Long Known :	--	
	Maximum Limit Dealt :	--	
	Experience :	--	
	Remark:	--	
Customers :	Reference :	Not Divulged	
	Name of the Person :	--	
	Contact No.:	--	
	Since How Long Known :	--	
	Maximum Limit Dealt :	--	
	Experience :	--	
	Remark:	--	
No. of Employees :	5151 (Approximately)		
Bankers :	<ul style="list-style-type: none"> • Punjab National Bank • State Bank of India • HDFC Bank Limited • Standard Chartered Bank • Kotak Mahindra Bank Limited • ICICI Bank Limited 		
Facilities :	Secured Loan	31.03.2018	31.03.2017
		(INR in Million)	(INR in Million)
	Long-term Borrowings		
	Term loans		
	From banks	3362.700	3162.200
	From others	1594.800	1455.000
	Short-term borrowings		
	Loans repayable on demand from banks	13.200	1695.900
Other loans from banks	350.000	2354.400	
	Total	5320.700	8667.500

Statutory Auditors	
Name :	Price Waterhouse LLP Chartered Accountants
Address :	Gurugram, Haryana, India
Memberships :	Not Available
Collaborators :	Not Available

DISCLAIMER : This Report is **PRIVATE & CONFIDENTIAL** and it is prepared at the request of and for its use by the Subscriber only. The Subscriber shall use the contents of the Report merely as an aid to its business. Mira Inform Private Limited ("MIPL") has collated information/data in the Report, which have not been verified unless otherwise specifically mentioned in the Report. The Subscriber shall independently verify the accuracy and correctness of the information/data before in any way acting upon the same. MIPL shall not be liable for any harm, injury, loss or damage caused to the Subscriber due to default by the Subscriber's debtors/beneficiaries in fulfilling their obligations of any nature whatsoever. This Report or any of its portion shall not be used as a documentary evidence or otherwise before any investigative agencies or forum of law. This Report is confidential and proprietary to MIPL. The Subscriber and/or any other person(s) may not reproduce, publish or disclose any of the contents of the Report to others without the express authorization of MIPL. This Report is prepared and issued to the Subscriber without any risk, responsibility or liability on the part of MIPL or its officials.

Holding Company:	Sumant Investments Private Limited
Subsidiaries:	<ul style="list-style-type: none"> • DCM Shriram Credit and Investments Limited • Bioseed India Limited • DCM Shriram Infrastructure Limited • DCM Shriram Aqua Foods Limited • Hariyali Rural Ventures Limited • Fenesta India Limited • Shri Ganpati Fertilizers Limited • Shriram Bioseed Ventures Limited • Bioseeds Limited • Shriram Bioseed (Thailand) Limited • Bioseed Research Philippines Inc. • Bioseeds Holdings PTE. Limited • Bioseed Vietnam Limited • PT Shriram Seed • Indonesia, Bioseed Research USA Inc. • PT Shriram Genetics Indonesia • DCM Shriram Foundation • Shridhar Shriram Foundation • Hariyali Services Limited# <p># dissolved during financial year 2016-17</p>
Joint Venture:	Shriram Axial Private Limited
Trust :	<ul style="list-style-type: none"> • Sir Shriram Foundation, • DCM Shriram Employees' Provident Fund Trust • DCM Shriram Officers' Superannuation Fund Trust
Other Related Parties :	<ul style="list-style-type: none"> • Ajay S. Shriram (HUF) • Vikram S. Shriram (HUF) • Ajit S. Shriram (HUF)
Subsidiaries incorporated under section 8 of Companies Act 2013:	DCM Shriram Foundation, Shridhar Shriram Foundation

CAPITAL STRUCTURE

As on 31.03.2018

Authorised Capital :

No. of Shares	Type	Value	Amount

DISCLAIMER : This Report is **PRIVATE & CONFIDENTIAL** and it is prepared at the request of and for its use by the Subscriber only. The Subscriber shall use the contents of the Report merely as an aid to its business. Mira Inform Private Limited ("MIPL") has collated information/data in the Report, which have not been verified unless otherwise specifically mentioned in the Report. The Subscriber shall independently verify the accuracy and correctness of the information/data before in any way acting upon the same. MIPL shall not be liable for any harm, injury, loss or damage caused to the Subscriber due to default by the Subscriber's debtors/beneficiaries in fulfilling their obligations of any nature whatsoever. This Report or any of its portion shall not be used as a documentary evidence or otherwise before any investigative agencies or forum of law. This Report is confidential and proprietary to MIPL. The Subscriber and/or any other person(s) may not reproduce, publish or disclose any of the contents of the Report to others without the express authorization of MIPL. This Report is prepared and issued to the Subscriber without any risk, responsibility or liability on the part of MIPL or its officials.

DCM SHRIRAM LIMITED - 530915

PAGE NO. : 13

294950000	Equity Shares	INR 2/- each	INR 589.900 Million
6501000	Cumulative redeemable preference shares	INR 100/- each	INR 650.100 Million
	Total		INR 1240.000 Million

Issued, Capital :

No. of Shares	Type	Value	Amount
166316137	Equity Shares	INR 2/- each	INR 332.600 Million

Subscribed & Paid-up Capital

No. of Shares	Type	Value	Amount
162416137	Equity Shares	INR 2/- each	INR 324.800 Million
	Forfeited shares - Amount originally paid up		INR 1.600 Million
	Total		INR 326.400 Million

Notes:

Reconciliation of number of shares and amount outstanding at the beginning and at the end of the reporting period:

Subscribed and fully paid up Equity Shares:	No. of shares	Value (In Million)
As at March 31, 2017	162416,137	324.800
As at March 31, 2018	162416,137	324.800

The Company had bought back/extinguished 3487183 equity shares of INR 2 each during financial years 2013-14 and 2014-15

Rights, preferences and restrictions on equity shares:

Voting rights and dividend shall be in the proportion to the capital paid upon equity shares. In the event of liquidation, the equity shareholders are eligible to receive the remaining assets of the Company in proportion to the capital paid upon equity share after distribution of all preferential amount.

PARTICULARS	As at March 31, 2018	
	No. of shares	%
Shares held by the holding company:		
Sumant Investments Private Limited	98282284	60.51%
The shareholders holding more than 5% equity shares are as under:		

DISCLAIMER : This Report is **PRIVATE & CONFIDENTIAL** and it is prepared at the request of and for its use by the Subscriber only. The Subscriber shall use the contents of the Report merely as an aid to its business. Mira Inform Private Limited ("MIPL") has collated information/data in the Report, which have not been verified unless otherwise specifically mentioned in the Report. The Subscriber shall independently verify the accuracy and correctness of the information/data before in any way acting upon the same. MIPL shall not be liable for any harm, injury, loss or damage caused to the Subscriber due to default by the Subscriber's debtors/beneficiaries in fulfilling their obligations of any nature whatsoever. This Report or any of its portion shall not be used as a documentary evidence or otherwise before any investigative agencies or forum of law. This Report is confidential and proprietary to MIPL. The Subscriber and/or any other person(s) may not reproduce, publish or disclose any of the contents of the Report to others without the express authorization of MIPL. This Report is prepared and issued to the Subscriber without any risk, responsibility or liability on the part of MIPL or its officials.

DCM SHRIRAM LIMITED - 530915

PAGE NO. : 14

Sumant Investments Private Limited	98282284	60.51%
Life Insurance Corporation of India	11368316	7.00%

FINANCIAL DATA
[all figures are in INR Million]

ABRIDGED BALANCE SHEET (STANDALONE)

SOURCES OF FUNDS	31.03.2018	31.03.2017	31.03.2016
I. EQUITY AND LIABILITIES			
(1) Shareholders' Funds			
(a) Share Capital	326.400	326.400	326.400
(b) Reserves & Surplus	30374.600	25074.900	21043.500
(c) Money received against share warrants	0.000	0.000	0.000
(2) Share Application money pending allotment	0.000	0.000	0.000
Total Shareholders' Funds (1) + (2)	30701.000	25401.300	21369.900
(3) Non-Current Liabilities			
(a) long-term borrowings	5269.200	4719.400	2571.500
(b) Deferred tax liabilities (Net)	0.000	0.000	0.000
(c) Other long term liabilities	72.000	49.400	72.700
(d) long-term provisions	2090.200	1835.500	1646.800
Total Non-current Liabilities (3)	7431.400	6604.300	4291.000
(4) Current Liabilities			
(a) Short term borrowings	1347.700	5079.800	7233.400
(b) Trade payables	10940.900	11248.600	11268.700
(c) Other current liabilities	5556.300	6576.200	5511.000
(d) Short-term provisions	392.200	402.900	286.300
(e) Liabilities associated with assets classified as held for sale	90.100	82.500	31.200
Total Current Liabilities (4)	18327.200	23390.000	24330.600
TOTAL	56459.600	55395.600	49991.500
II. ASSETS			
(1) Non-current assets			
(a) Fixed Assets			
(i) Tangible assets	20827.900	18958.900	13089.600
(ii) Intangible Assets	284.200	274.900	267.000
(iii) Capital work-in-progress	831.500	282.900	3253.000
(iv) Intangible assets under development	25.600	42.500	0.300
(b) Non-current Investments	673.000	260.700	919.700
(c) Trade receivables	0.000	18.900	24.100
(d) Deferred tax assets (net)	742.400	855.300	82.900
(e) Long-term Loan and Advances	1120.900	1279.700	1249.000
(f) Other Non-current assets	1256.000	1117.900	1521.100

DISCLAIMER : This Report is **PRIVATE & CONFIDENTIAL** and it is prepared at the request of and for its use by the Subscriber only. The Subscriber shall use the contents of the Report merely as an aid to its business. Mira Inform Private Limited ("MIPL") has collated information/data in the Report, which have not been verified unless otherwise specifically mentioned in the Report. The Subscriber shall independently verify the accuracy and correctness of the information/data before in any way acting upon the same. MIPL shall not be liable for any harm, injury, loss or damage caused to the Subscriber due to default by the Subscriber's debtors/beneficiaries in fulfilling their obligations of any nature whatsoever. This Report or any of its portion shall not be used as a documentary evidence or otherwise before any investigative agencies or forum of law. This Report is confidential and proprietary to MIPL. The Subscriber and/or any other person(s) may not reproduce, publish or disclose any of the contents of the Report to others without the express authorization of MIPL. This Report is prepared and issued to the Subscriber without any risk, responsibility or liability on the part of MIPL or its officials.

DCM SHRIRAM LIMITED - 530915

PAGE NO. : 16

Total Non-Current Assets	25761.500	23091.700	20406.700
(2) Current assets			
(a) Current investments	0.000	0.000	0.000
(b) Inventories	16313.100	15821.100	12775.500
(c) Trade receivables	8858.400	9774.100	12549.400
(d) Cash and cash equivalents	1286.600	1960.100	306.400
(e) Short-term loans and advances	357.300	610.200	363.300
(f) Other current assets	2981.500	2987.100	2545.700
(g) Assets classified as held for sale	901.200	1151.300	1044.500
Total Current Assets	30698.100	32303.900	29584.800
TOTAL	56459.600	55395.600	49991.500

PROFIT & LOSS ACCOUNT (STANDALONE)

	PARTICULARS	31.03.2018	31.03.2017	31.03.2016
	SALES			
	Income	69129.900	60609.400	59849.100
	Other Income	632.200	542.000	559.400
	TOTAL	69762.100	61151.400	60408.500
Less	EXPENSES			
	Cost of Materials Consumed	27056.800	20992.700	17182.000
	Purchases of Stock-in-Trade	9455.400	11724.800	18886.600
	Changes in inventories of finished goods, work-in-progress and Stock-in-Trade	217.400	(2492.800)	(2104.000)
	Excise Duty on sale of goods	1060.800	3284.800	2495.200
	Employees benefits expense	5706.800	5034.000	4607.200
	Other expenses	15209.600	14007.000	13393.000
	Exceptional Item	0.000	851.200	0.000
	TOTAL	58706.800	53401.700	54460.000
	PROFIT/ (LOSS) BEFORE INTEREST, TAX, DEPRECIATION AND AMORTISATION	11055.300	7749.700	5948.500
Less	FINANCIAL EXPENSES	816.000	728.900	848.700
	PROFIT / (LOSS) BEFORE TAX, DEPRECIATION AND AMORTISATION	10239.300	7020.800	5099.800
Less/ Add	DEPRECIATION/ AMORTISATION	1384.700	1110.700	949.000
	PROFIT/ (LOSS) BEFORE TAX	8854.600	5910.100	4150.800

DISCLAIMER : This Report is **PRIVATE & CONFIDENTIAL** and it is prepared at the request of and for its use by the Subscriber only. The Subscriber shall use the contents of the Report merely as an aid to its business. Mira Inform Private Limited ("MIPL") has collated information/data in the Report, which have not been verified unless otherwise specifically mentioned in the Report. The Subscriber shall independently verify the accuracy and correctness of the information/data before in any way acting upon the same. MIPL shall not be liable for any harm, injury, loss or damage caused to the Subscriber due to default by the Subscriber's debtors/beneficiaries in fulfilling their obligations of any nature whatsoever. This Report or any of its portion shall not be used as a documentary evidence or otherwise before any investigative agencies or forum of law. This Report is confidential and proprietary to MIPL. The Subscriber and/or any other person(s) may not reproduce, publish or disclose any of the contents of the Report to others without the express authorization of MIPL. This Report is prepared and issued to the Subscriber without any risk, responsibility or liability on the part of MIPL or its officials.

Less	TAX	1970.200	689.400	620.900
	PROFIT/ (LOSS) AFTER TAX	6884.400	5220.700	3529.900
	Earnings / (Loss) Per Share (INR)			
	Basic	42.39	37.06	21.73
	Diluted	42.39	32.14	21.73

CURRENT MATURITIES OF LONG TERM DEBT DETAILS

Particulars	31.03.2018	31.03.2017	31.03.2016
Current Maturities of Long term debt			
Current maturities of long-term debt (Secured)			
-From banks	745.600	613.800	620.100
-From others	184.400	107.700	168.800
Current maturities of long-term debt (Unsecured)			
-From others	11.600	210.900	0.700
Total	941.600	932.400	789.600
Cash generated from operations	10442.600	9379.200	2079.700
Net cash flow from operating activity	8116.900	7905.000	1282.600

QUARTERLY RESULTS

Particulars			30.06.2018
Unaudited			1st Quarter
Net Sales			20371.300
Total Expenditure			17042.700
PBIDT (Excl OI)			3328.600
Other Income			104.300
Operating Profit			3432.900
Interest			332.700
Exceptional Items			NA
PBDT			3100.200
Depreciation			359.200
Profit Before Tax			2741.000
Tax			550.200
Provisions and contingencies			NA
Profit After Tax			2190.800
Extraordinary Items			NA
Prior Period Expenses			NA
Other Adjustments			NA
Net Profit			2190.800

DISCLAIMER : This Report is **PRIVATE & CONFIDENTIAL** and it is prepared at the request of and for its use by the Subscriber only. The Subscriber shall use the contents of the Report merely as an aid to its business. Mira Inform Private Limited ("MIPL") has collated information/data in the Report, which have not been verified unless otherwise specifically mentioned in the Report. The Subscriber shall independently verify the accuracy and correctness of the information/data before in any way acting upon the same. MIPL shall not be liable for any harm, injury, loss or damage caused to the Subscriber due to default by the Subscriber's debtors/beneficiaries in fulfilling their obligations of any nature whatsoever. This Report or any of its portion shall not be used as a documentary evidence or otherwise before any investigative agencies or forum of law. This Report is confidential and proprietary to MIPL. The Subscriber and/or any other person(s) may not reproduce, publish or disclose any of the contents of the Report to others without the express authorization of MIPL. This Report is prepared and issued to the Subscriber without any risk, responsibility or liability on the part of MIPL or its officials.

KEY RATIOS

EFFICIENCY RATIOS

PARTICULARS	31.03.2018	31.03.2017	31.03.2016
Average Collection Days (Sundry Debtors / Income * 365 Days)	46.77	58.86	76.53
Account Receivables Turnover (Income / Sundry Debtors)	7.80	6.20	4.77
Average Payment Days (Sundry Creditors / Purchases * 365 Days)	109.37	125.49	114.03
Inventory Turnover (Operating Income / Inventories)	0.68	0.49	0.47
Asset Turnover (Operating Income / Net Fixed Assets)	0.50	0.40	0.36

LEVERAGE RATIOS

PARTICULARS	31.03.2018	31.03.2017	31.03.2016
Debt Ratio (Borrowing + Current Liabilities) / Total Assets)	0.43	0.52	0.55
Debt Equity Ratio (Total Liability / Networth)	0.25	0.42	0.50
Current Liabilities to Networth (Current Liabilities / Net Worth)	0.60	0.92	1.14
Fixed Assets to Networth (Net Fixed Assets / Networth)	0.72	0.77	0.78
Interest Coverage Ratio (PBIT / Financial Charges)	13.55	10.63	7.01

PROFITABILITY RATIOS

PARTICULARS		31.03.2018	31.03.2017	31.03.2016
Net Profit Margin [(PAT / Sales) * 100]	%	9.96	8.61	5.90
Return on Total Assets [(PAT / Total Assets) * 100]	%	12.19	9.42	7.06

DISCLAIMER : This Report is **PRIVATE & CONFIDENTIAL** and it is prepared at the request of and for its use by the Subscriber only. The Subscriber shall use the contents of the Report merely as an aid to its business. Mira Inform Private Limited ("MIPL") has collated information/data in the Report, which have not been verified unless otherwise specifically mentioned in the Report. The Subscriber shall independently verify the accuracy and correctness of the information/data before in any way acting upon the same. MIPL shall not be liable for any harm, injury, loss or damage caused to the Subscriber due to default by the Subscriber's debtors/beneficiaries in fulfilling their obligations of any nature whatsoever. This Report or any of its portion shall not be used as a documentary evidence or otherwise before any investigative agencies or forum of law. This Report is confidential and proprietary to MIPL. The Subscriber and/or any other person(s) may not reproduce, publish or disclose any of the contents of the Report to others without the express authorization of MIPL. This Report is prepared and issued to the Subscriber without any risk, responsibility or liability on the part of MIPL or its officials.

DCM SHRIRAM LIMITED - 530915

PAGE NO. : 19

Return on Investment (ROI) ((PAT / Networth) * 100)	%	22.42	20.55	16.52
--	---	-------	-------	-------

SOLVENCY RATIOS

PARTICULARS	31.03.2018	31.03.2017	31.03.2016
Current Ratio (Current Assets / Current Liabilities)	1.68	1.38	1.22
Quick Ratio ((Current Assets – Inventories) / Current Liabilities)	0.78	0.70	0.69
G-Score Ratio Financial (Networth / Total Assets)	0.54	0.46	0.43
G-Score Ratio Debt (Debts / Equity Capital)	23.16	32.88	32.46
G-Score Ratio Liquidity (Total Current Assets / Total Current Liabilities)	1.68	1.38	1.22

Total Liability = Short-term Debt + Long-term Debt + Current Maturities of Long-term debts

STOCK PRICES

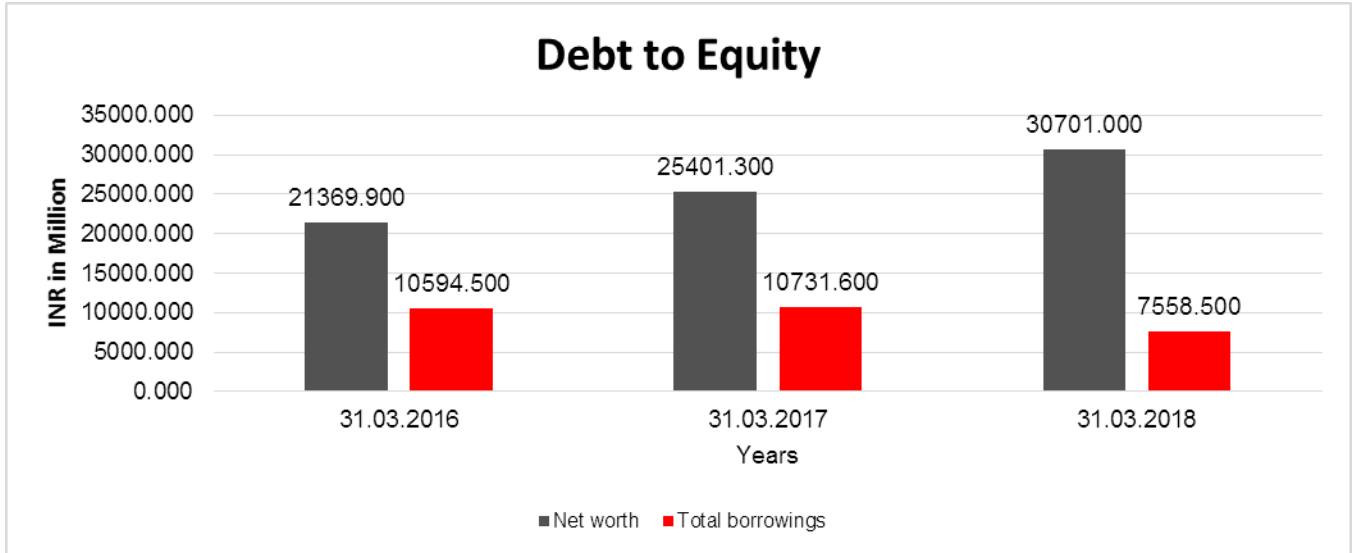
Face Value	INR 2.00/-
Market Value	INR 449.25/-

FINANCIAL ANALYSIS
[all figures are in INR Million]

DEBT EQUITY RATIO

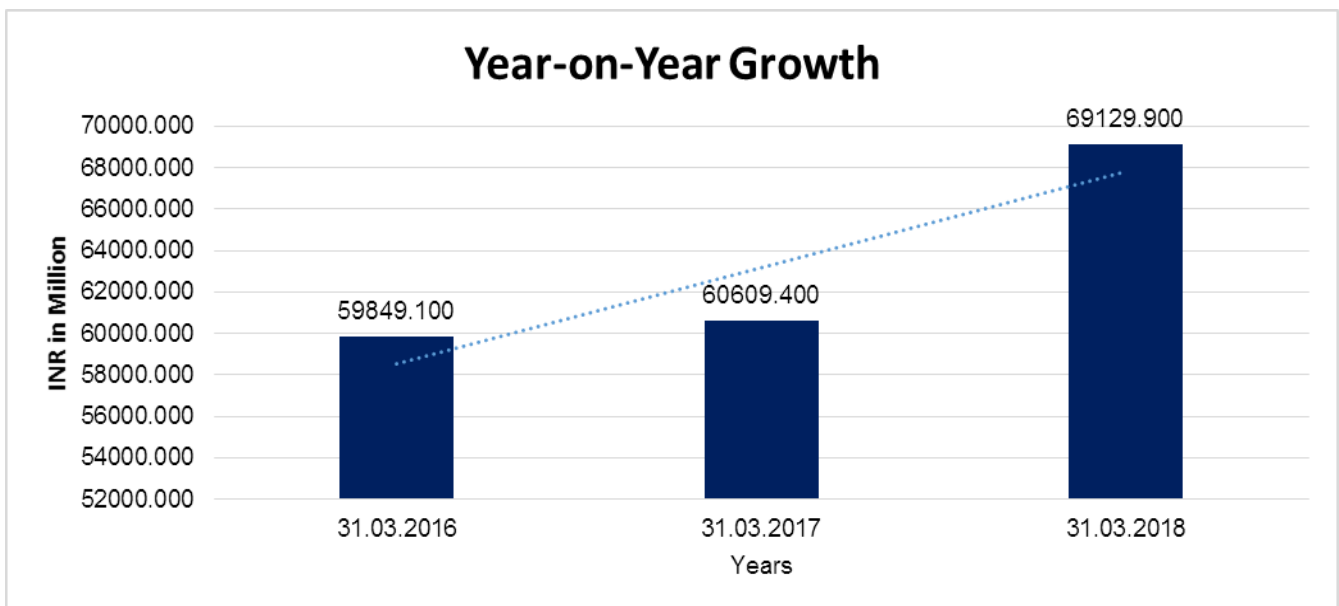
Particular	31.03.2016 INR In Million	31.03.2017 INR In Million	31.03.2018 INR In Million
Share Capital	326.400	326.400	326.400
Reserves & Surplus	21043.500	25074.900	30374.600
Money received against share warrants	0.000	0.000	0.000
Share Application money pending allotment	0.000	0.000	0.000
Net worth	21369.900	25401.300	30701.000
long-term borrowings	2571.500	4719.400	5269.200
Short term borrowings	7233.400	5079.800	1347.700
Current Maturities of Long term debt	789.600	932.400	941.600
Total borrowings	10594.500	10731.600	7558.500
Debt/Equity ratio	0.496	0.422	0.246

DISCLAIMER : This Report is **PRIVATE & CONFIDENTIAL** and it is prepared at the request of and for its use by the Subscriber only. The Subscriber shall use the contents of the Report merely as an aid to its business. Mira Inform Private Limited ("MIPL") has collated information/data in the Report, which have not been verified unless otherwise specifically mentioned in the Report. The Subscriber shall independently verify the accuracy and correctness of the information/data before in any way acting upon the same. MIPL shall not be liable for any harm, injury, loss or damage caused to the Subscriber due to default by the Subscriber's debtors/beneficiaries in fulfilling their obligations of any nature whatsoever. This Report or any of its portion shall not be used as a documentary evidence or otherwise before any investigative agencies or forum of law. This Report is confidential and proprietary to MIPL. The Subscriber and/or any other person(s) may not reproduce, publish or disclose any of the contents of the Report to others without the express authorization of MIPL. This Report is prepared and issued to the Subscriber without any risk, responsibility or liability on the part of MIPL or its officials.



YEAR-ON-YEAR GROWTH

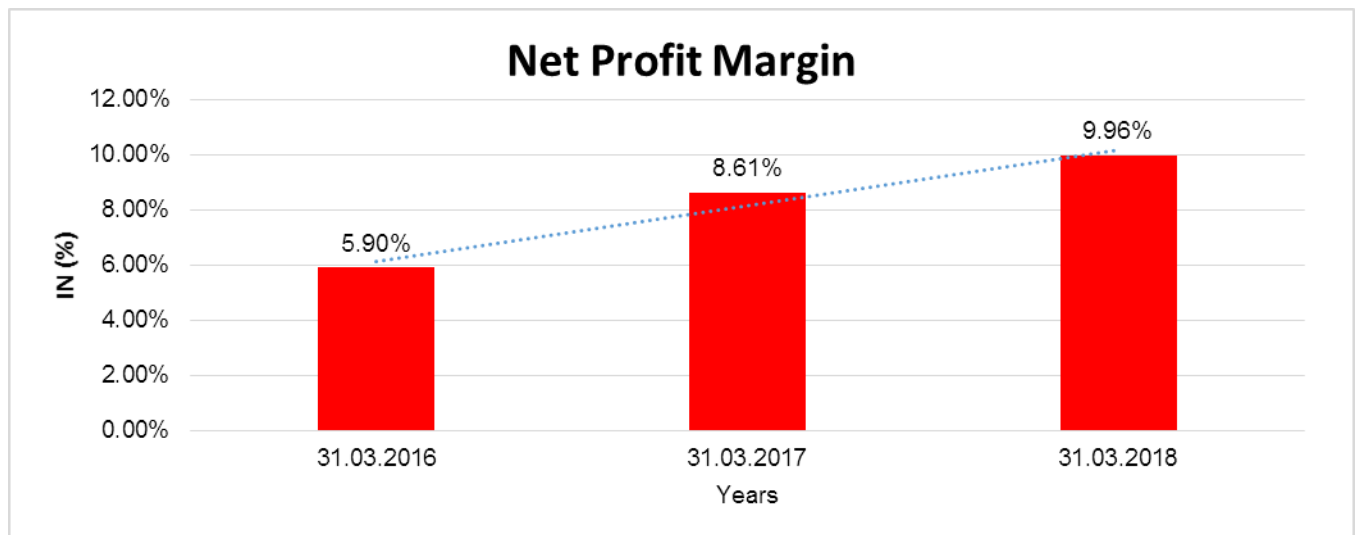
Year on Year Growth	31.03.2016	31.03.2017	31.03.2018
	INR In Million	INR In Million	INR In Million
Sales	59849.100	60609.400	69129.900
		1.270	14.058



DISCLAIMER : This Report is **PRIVATE & CONFIDENTIAL** and it is prepared at the request of and for its use by the Subscriber only. The Subscriber shall use the contents of the Report merely as an aid to its business. Mira Inform Private Limited ("MIPL") has collated information/data in the Report, which have not been verified unless otherwise specifically mentioned in the Report. The Subscriber shall independently verify the accuracy and correctness of the information/data before in any way acting upon the same. MIPL shall not be liable for any harm, injury, loss or damage caused to the Subscriber due to default by the Subscriber's debtors/beneficiaries in fulfilling their obligations of any nature whatsoever. This Report or any of its portion shall not be used as a documentary evidence or otherwise before any investigative agencies or forum of law. This Report is confidential and proprietary to MIPL. The Subscriber and/or any other person(s) may not reproduce, publish or disclose any of the contents of the Report to others without the express authorization of MIPL. This Report is prepared and issued to the Subscriber without any risk, responsibility or liability on the part of MIPL or its officials.

NET PROFIT MARGIN

Net Profit Margin	31.03.2016	31.03.2017	31.03.2018
	INR In Million	INR In Million	INR In Million
Sales	59849.100	60609.400	69129.900
Profit/(Loss)	3529.900	5220.700	6884.400
	5.90%	8.61%	9.96%



ABRIDGED BALANCE SHEET (CONSOLIDATED)

SOURCES OF FUNDS	31.03.2018	31.03.2017
I. EQUITY AND LIABILITIES		
(1) Shareholders' Funds		
(a) Share Capital	326.400	326.400
(b) Reserves & Surplus	30068.600	24950.900
(c) Money received against share warrants	0.000	0.000
(2) Share Application money pending allotment	0.000	0.000
Non-controlling interest	16.000	20.800
Total Shareholders' Funds (1) + (2)	30411.000	25298.100
(3) Non-Current Liabilities		
(a) long-term borrowings	5272.400	4722.000
(b) Deferred tax liabilities (Net)	0.000	0.000
(c) Other long term liabilities	72.000	49.400
(d) long-term provisions	2097.900	1836.500

DISCLAIMER : This Report is **PRIVATE & CONFIDENTIAL** and it is prepared at the request of and for its use by the Subscriber only. The Subscriber shall use the contents of the Report merely as an aid to its business. Mira Inform Private Limited ("MIPL") has collated information/data in the Report, which have not been verified unless otherwise specifically mentioned in the Report. The Subscriber shall independently verify the accuracy and correctness of the information/data before in any way acting upon the same. MIPL shall not be liable for any harm, injury, loss or damage caused to the Subscriber due to default by the Subscriber's debtors/beneficiaries in fulfilling their obligations of any nature whatsoever. This Report or any of its portion shall not be used as a documentary evidence or otherwise before any investigative agencies or forum of law. This Report is confidential and proprietary to MIPL. The Subscriber and/or any other person(s) may not reproduce, publish or disclose any of the contents of the Report to others without the express authorization of MIPL. This Report is prepared and issued to the Subscriber without any risk, responsibility or liability on the part of MIPL or its officials.

Total Non-current Liabilities (3)		7442.300	6607.900
(4) Current Liabilities			
(a) Short term borrowings		1340.500	5082.900
(b) Trade payables		11182.500	11464.500
(c) Other current liabilities		5652.900	6799.800
(d) Short-term provisions		392.600	403.100
(e) Liabilities associated with assets classified as held for sale		95.100	82.500
Total Current Liabilities (4)		18663.600	23832.800
TOTAL		56516.900	55738.800
II. ASSETS			
(1) Non-current assets			
(a) Fixed Assets			
(i) Tangible assets		21035.100	19155.700
(ii) Intangible Assets		1000.600	991.500
(iii) Capital work-in-progress		1143.600	602.800
(iv) Intangible assets under development		25.600	42.500
(b) Non-current Investments		298.100	309.000
(c) Trade receivables		0.000	18.900
(d) Deferred tax assets (net)		677.400	801.100
(e) Long-term Loan and Advances		99.400	112.400
(f) Other Non-current assets		1268.500	1131.600
Total Non-Current Assets		25548.300	23165.500
(2) Current assets			
(a) Current investments		0.000	0.000
(b) Inventories		16515.400	16156.700
(c) Trade receivables		9036.000	10044.600
(d) Cash and cash equivalents		1485.900	2115.200
(e) Short-term loans and advances		83.400	74.800
(f) Other current assets		2869.300	2953.700
(g) Assets classified as held for sale		978.600	1228.300
Total Current Assets		30968.600	32573.300
TOTAL		56516.900	55738.800

PROFIT & LOSS ACCOUNT (CONSOLIDATED)

	PARTICULARS	31.03.2018	31.03.2017
	SALES		
	Income	70065.600	61171.900
	Other Income	561.100	467.700

DISCLAIMER : This Report is **PRIVATE & CONFIDENTIAL** and it is prepared at the request of and for its use by the Subscriber only. The Subscriber shall use the contents of the Report merely as an aid to its business. Mira Inform Private Limited ("MIPL") has collated information/data in the Report, which have not been verified unless otherwise specifically mentioned in the Report. The Subscriber shall independently verify the accuracy and correctness of the information/data before in any way acting upon the same. MIPL shall not be liable for any harm, injury, loss or damage caused to the Subscriber due to default by the Subscriber's debtors/beneficiaries in fulfilling their obligations of any nature whatsoever. This Report or any of its portion shall not be used as a documentary evidence or otherwise before any investigative agencies or forum of law. This Report is confidential and proprietary to MIPL. The Subscriber and/or any other person(s) may not reproduce, publish or disclose any of the contents of the Report to others without the express authorization of MIPL. This Report is prepared and issued to the Subscriber without any risk, responsibility or liability on the part of MIPL or its officials.

	TOTAL		70626.700	61639.600
Less	EXPENSES			
	Cost of Materials Consumed		27237.000	21375.100
	Purchases of Stock-in-Trade		9357.500	11460.100
	Changes in inventories of finished goods, work-in-progress and Stock-in-Trade		349.900	-2406.500
	Excise duty on sale of goods		1061.100	3287.300
	Employees benefits expense		5988.700	5325.900
	Other expenses		15722.100	14419.100
	TOTAL		59716.300	53461.000
	PROFIT/ (LOSS) BEFORE INTEREST, TAX, DEPRECIATION AND AMORTISATION		10910.400	8178.600
Less	FINANCIAL EXPENSES		830.400	714.300
	PROFIT / (LOSS) BEFORE TAX, DEPRECIATION AND AMORTISATION		10080.000	7464.300
Less/ Add	DEPRECIATION/ AMORTISATION		1406.600	1137.300
	PROFIT/ (LOSS) BEFORE TAX		8673.400	6327.000
Less	TAX		1986.800	803.700
	PROFIT/ (LOSS) AFTER TAX		6686.600	5523.300
Add	SHARE OF PROFIT OF JOINT VENTURE (NET OF TAX)		0.400	0.300
Add	NON CONTROLLING INTEREST		8.600	(6.800)
	NET PROFIT ATTRIBUTABLE TO EQUITY SHAREHOLDERS OF THE COMPANY		6695.600	5516.800
	Earnings / (Loss) Per Share (INR)			
	Basic		0.86	(0.68)
	Diluted		41.22	33.97

DISCLAIMER : This Report is **PRIVATE & CONFIDENTIAL** and it is prepared at the request of and for its use by the Subscriber only. The Subscriber shall use the contents of the Report merely as an aid to its business. Mira Inform Private Limited ("MIPL") has collated information/data in the Report, which have not been verified unless otherwise specifically mentioned in the Report. The Subscriber shall independently verify the accuracy and correctness of the information/data before in any way acting upon the same. MIPL shall not be liable for any harm, injury, loss or damage caused to the Subscriber due to default by the Subscriber's debtors/beneficiaries in fulfilling their obligations of any nature whatsoever. This Report or any of its portion shall not be used as a documentary evidence or otherwise before any investigative agencies or forum of law. This Report is confidential and proprietary to MIPL. The Subscriber and/or any other person(s) may not reproduce, publish or disclose any of the contents of the Report to others without the express authorization of MIPL. This Report is prepared and issued to the Subscriber without any risk, responsibility or liability on the part of MIPL or its officials.

LEGAL CASES

Chief Judicial Magistrate, SAS Nagar, Mohali

Case Details

Case Type: COMI

Filing Number: 2250/2015 Filing Date: 10-12-2015

Registration Number: 114/2015 Registration Date: 10-12-2015

CNR Number: PBSA03-002184-2015

Case Status

First Hearing Date: 16th February 2016

Next Hearing Date: 09th March 2017

Stage of Case: Prosecution Evidence

Court Number and Judge: 12-Additional Chief Judicial Magistrate

Petitioner and Advocate

1) MS SPRAY ENGINEERING DEVICES LIMITED

Address - C 82 INDUSTRIAL AREA PHASE VII MOHALI THROUGH RAJBIR SINGH

Advocate- VINOD KUMAR

Respondent and Advocate

1) MS DCM SHRIRAM LIMITED

Address - OFFICE 5TH FLOOR KANCHENJUNGA BUILDING 18 BARKHAMBA ROAD NEW DELHI
THROUGH CHAIRMAN CUM MD AJAY SHRIDHAR SHRIRAM

2) AJAY SHRIDHAR SHRIRAM

CHAIRMAN CUM MD, OFFICE 5TH FLOOR KANCHENJUNGA BUILDING 18 BARKHAMBA ROAD NEW
DELHI THROUGH CHAIRMAN CUM MD AJAY SHRIDHAR SHRIRAM 2ND ADD A-37 VASANT VIHAR NEW
DELHI

3) AJIT SHRIDHAR SHRIRAM

MD, DCM SHRIRAM LIMITED, OFFICE 5TH FLOOR KANCHENJUNGA BUILDING 18 BARKHAMBA ROAD
NEW DELHI THROUGH CHAIRMAN CUM MD AJAY SHRIDHAR SHRIRAM 2ND ADDRESS 520 SHANTI
NIKETAN NEW DELHI

4) VIKRAM SHRIDHAR SHRIRAM

MD, DCM SHRIRAM LIMITED, OFFICE 5TH FLOOR KANCHENJUNGA BUILDING 18 BARKHAMBA ROAD
NEW DELHI THROUGH CHAIRMAN CUM MD AJAY SHRIDHAR SHRIRAM 2ND ADDRESS 520 SHANTI
NIKETAN NEW DELHI

5) M MUTHUJYOTI

EXECUTIVE DIRECTOR, DCM SHRIRAM LIMITED, OFFICE 5TH FLOOR KANCHENJUNGA BUILDING 18
BARKHAMBA ROAD NEW DELHI

6) ANOOP SINGH

VICE PRESIDENT, DCM SHRIRAM LIMITED, OFFICE 5TH FLOOR KANCHENJUNGA BUILDING 18
BARKHAMBA ROAD NEW DELHI

Acts

Under Act(s)	Under Section(s)
Indian Penal Code	406420120B

History of Case Hearing

Registration Number	Judge	Business On Date	Hearing Date	Purpose of hearing
114/2015	Chief Judicial Magistrate	16-02-2016	18-03-2016	Prosecution Evidence
114/2015	Chief Judicial Magistrate	18-03-2016	06-05-2016	Prosecution Evidence
114/2015	Chief Judicial Magistrate	06-05-2016	15-07-2016	Prosecution Evidence
114/2015	Chief Judicial Magistrate	15-07-2016	06-09-2016	Prosecution Evidence
114/2015	Chief Judicial Magistrate	06-09-2016	18-10-2016	Prosecution Evidence
114/2015	Chief Judicial Magistrate	18-10-2016	15-12-2016	Prosecution Evidence
114/2015	Chief Judicial Magistrate	15-12-2016	18-01-2017	Prosecution Evidence
114/2015	Additional Chief Judicial Magistrate	18-01-2017	09-03-2017	Prosecution Evidence

Orders

Order Number	Order Date	Order Details
1	16-02-2016	Copy of order
2	18-03-2016	Copy of order
3	06-05-2016	Copy of order
4	15-07-2016	Copy of order

Case Transfer Details Between The Courts

Regn. Number	Transfer Date	From Court Number	To Court Number
--------------	---------------	-------------------	-----------------

DISCLAIMER : This Report is **PRIVATE & CONFIDENTIAL** and it is prepared at the request of and for its use by the Subscriber only. The Subscriber shall use the contents of the Report merely as an aid to its business. Mira Inform Private Limited ("MIPL") has collated information/data in the Report, which have not been verified unless otherwise specifically mentioned in the Report. The Subscriber shall independently verify the accuracy and correctness of the information/data before in any way acting upon the same. MIPL shall not be liable for any harm, injury, loss or damage caused to the Subscriber due to default by the Subscriber's debtors/beneficiaries in fulfilling their obligations of any nature whatsoever. This Report or any of its portion shall not be used as a documentary evidence or otherwise before any investigative agencies or forum of law. This Report is confidential and proprietary to MIPL. The Subscriber and/or any other person(s) may not reproduce, publish or disclose any of the contents of the Report to others without the express authorization of MIPL. This Report is prepared and issued to the Subscriber without any risk, responsibility or liability on the part of MIPL or its officials.

		and Judge	and Judge
114/2015	15-12-2016	5 - Chief Judicial Magistrate	12 - Additional Chief Judicial Magistrate

LOCAL AGENCY FURTHER INFORMATION

Sr. No.	Check list by info agents	Available in Report (Yes/No)
1	Year of establishment	Yes
2	Constitution of the entity -Incorporation details	Yes
3	Locality of the entity	Yes
4	Premises details	No
5	Buyer visit details	--
6	Contact numbers	Yes
7	Name of the person contacted	No
8	Designation of contact person	No
9	Promoter's background	Yes
10	Date of Birth of Proprietor / Partners / Directors	Yes
11	Pan Card No. of Proprietor / Partners	No
12	Voter Id Card No. of Proprietor / Partners	No
13	Type of business	Yes
14	Line of Business	Yes
15	Export/import details (if applicable)	No
16	No. of employees	Yes
17	Details of sister concerns	Yes
18	Major suppliers	No
19	Major customers	No
20	Banking Details	Yes
21	Banking facility details	Yes
22	Conduct of the banking account	--
23	Financials, if provided	Yes
24	Capital in the business	Yes
25	Last accounts filed at ROC, if applicable	Yes
26	Turnover of firm for last three years	Yes
27	Reasons for variation <> 20%	--
28	Estimation for coming financial year	No
29	Profitability for last three years	Yes
30	Major shareholders, if available	Yes
31	External Agency Rating, if available	Yes
32	Litigations that the firm/promoter involved in	Yes
33	Market information	--
34	Payments terms	No
35	Negative Reporting by Auditors in the Annual Report	No

NOTE: The registered office of the company has been shifted from 5th Floor, Kanchenjunga Building, 18, Barakhamba Road, New Delhi – 110001, India to the present address w.e.f. 02.02.2016

COMPANY OVERVIEW

The Company is a public limited company incorporated in India. The Holding company, Sumant Investments Private Limited owns 60.51% of equity share capital of the Company. The registered office of the Company is at 1st Floor, Kanchenjunga Building, 18 Barakhamba Road, New Delhi -110001, India.

The financial statements are approved by Board of Directors in their board meeting dated April 24, 2018.

The business portfolio of the Company comprises of

- a. Chloro-Vinyl
- b. Sugar
- c. Shriram Farm Solutions
- d. Bioseed
- e. Fertilisers
- f. Others: (Fenesta, Cement and Hariyali Kisaan Bazaar)

STATE OF COMPANY'S AFFAIRS/PERFORMANCE

The Company recorded satisfactory performance for the year. Chlor-Alkali business has become stronger with economies of scale and substantial improvement in power efficiencies. Sugar business is experiencing difficult price situation with prices significantly below cost. Other businesses continue to perform reasonably.

The Company's total revenues from operations stood at INR 70070.000 Crores in FY18 vs. INR 61170.000 Million last year. Revenue of chemicals business up by 57% driven by increased volumes due to full capacity utilization of expanded capacity at Bharuch and increase in realizations. Revenue of Sugar business up by 24% with higher volumes aided by higher cane crush.

EBITDA for FY18 stood at INR 10910.000 Million, a significant improvement from INR 81.800 Million recorded last year. This improvement was lead by better volumes and margins in Chemicals business. Sugar business recorded low EBITDA due to write down of inventory by INR 1850.000 Million for FY18 (valued at net realizations) and higher cost of production.

Their Agri-input businesses of Shriram farm solutions and Bioseed recorded some revival in FY18 aided by better monsoon and better liquidity after the effects of demonetization. Fenesta business continues to register good growth.

Overall EBIDTA margins improved to 16% from 13% last year. Net Profit for FY18 was up by 21% to Rs.670 Crores from Rs.552 Crores in FY17.

Net Debt stood at INR 6530.000 Million vs. INR 9280.000 Million last year. Debt equity ratio stood at 0.21x vs 0.37x last year.

DISCLAIMER : This Report is **PRIVATE & CONFIDENTIAL** and it is prepared at the request of and for its use by the Subscriber only. The Subscriber shall use the contents of the Report merely as an aid to its business. Mira Inform Private Limited ("MIPL") has collated information/data in the Report, which have not been verified unless otherwise specifically mentioned in the Report. The Subscriber shall independently verify the accuracy and correctness of the information/data before in any way acting upon the same. MIPL shall not be liable for any harm, injury, loss or damage caused to the Subscriber due to default by the Subscriber's debtors/beneficiaries in fulfilling their obligations of any nature whatsoever. This Report or any of its portion shall not be used as a documentary evidence or otherwise before any investigative agencies or forum of law. This Report is confidential and proprietary to MIPL. The Subscriber and/or any other person(s) may not reproduce, publish or disclose any of the contents of the Report to others without the express authorization of MIPL. This Report is prepared and issued to the Subscriber without any risk, responsibility or liability on the part of MIPL or its officials.

The Company commissioned 150 KLD distillery at its Sugar unit located at Hariawan at total investment of ~Rs.188 Crores. Distillery will start contributing to the earnings of the Company from the next year.

During the year the Company has announced new capital expenditure projects for expansion cum modernization at an investment of INR 11250.000 Million in Chlor- Vinyl and Sugar businesses. These projects are expected to be commissioned in phases in FY 2019 and FY 2020.

MANAGEMENT DISCUSSION AND ANALYSIS

Performance Review

During the year the Company witnessed growth in financial as well as operating performance. Chlor – Alkali business has become stronger with economies of scale and substantial improvement in power efficiencies. Sugar business is experiencing difficult price situation with prices significantly below cost. Other businesses continue to perform reasonably. The Company commissioned 150 KLD distillery at Sugar Hariawan Unit at an investment of ~ Rs. 188 crore. Distillery will start contributing to the earnings of the Company from the next year. Our cash generation and Balance sheet are comfortable which enables us to look at further growth initiatives.

Total Revenue from operations stood at INR 70070.000 Million vs INR 61170.000 Million last year.

Chemicals business revenue grew by 57% to INR 15840.000 Million driven by higher volumes with full capacity utilization from expansion at Bharuch plant, in the last fiscal & higher realisations.

Sugar Business revenue was up by 24% to INR 19880.000 Million with higher volumes

Fenesta Business revenue was up by 20% to INR 3410.000 Million with higher volumes

Agri Input businesses' revenues were down 2% at INR 21830.000 Million led by lower volumes of Bulk Fertilisers, a part of planned directive.

Profit before depreciation, interest and tax improved to INR 10910.000 Million up 33%, driven by

Chemicals Business PBDIT stood at INR 7840.000 Million, an increase of INR 4550.000 Million over last year, led by higher volumes with full capacity utilization from expansion at Bharuch plant & higher realisations. Rising cost of captive power due to higher coal prices restricted the improvements.

Sugar Business PBDIT stood at INR 1260.000 Million, down by 63% over last year due to lower realisation of Sugar and Molasses. The decline is attributed to glut in sugar market led by more than anticipated production in Maharashtra in sugar season 2017-18. The Company took inventory write down of INR 1850.000 Million as selling prices are substantially below costs.

Fertiliser and Fenesta businesses also contributed to improvement in earnings.

Overall PBDIT margins improved to ~16% from ~13% last year.

Finance Costs – Finance costs during FY 18 increased by 16% to INR 830.000 Million.

PAT increased to INR 6700.000 Million, up 21% from INR 5520.000 Million in FY 17.

EPS for the year at INR 41.2 up from INR 34.0 in FY 17.

DISCLAIMER : This Report is **PRIVATE & CONFIDENTIAL** and it is prepared at the request of and for its use by the Subscriber only. The Subscriber shall use the contents of the Report merely as an aid to its business. Mira Inform Private Limited ("MIPL") has collated information/data in the Report, which have not been verified unless otherwise specifically mentioned in the Report. The Subscriber shall independently verify the accuracy and correctness of the information/data before in any way acting upon the same. MIPL shall not be liable for any harm, injury, loss or damage caused to the Subscriber due to default by the Subscriber's debtors/beneficiaries in fulfilling their obligations of any nature whatsoever. This Report or any of its portion shall not be used as a documentary evidence or otherwise before any investigative agencies or forum of law. This Report is confidential and proprietary to MIPL. The Subscriber and/or any other person(s) may not reproduce, publish or disclose any of the contents of the Report to others without the express authorization of MIPL. This Report is prepared and issued to the Subscriber without any risk, responsibility or liability on the part of MIPL or its officials.

Net Debt as on March 31, 2018 stood at INR 6530.000 Million vis-à-vis INR 9280.000 Million as on March 31, 2017. Net Debt to equity stood at 0.22x as on March 31, 2018 vs 0.37x as on March 31, 2017.

The Board of directors have recommended a total dividend of 410% for FY 18 as compared to 290% in previous year.

Project Completed in FY 18 at an investment of INR 1880.000 Million

Sugar – 150 KLD distillery at Hariawan Unit

New Projects – The following projects currently underway, progressing as per schedule

Sugar – Expansion of Crushing and Co-gen Power in Hariawan Unit by 5000 TCD , 30 MW respectively at an investment of INR 3030.000 Million

Chlor-Alkali – Kota - Capacity Expansion of Caustic Soda Plant by 168 TPD at total investment of INR 1320.000 Million

Bharuch – Capacity Expansion of Caustic Soda Plant by 332 TPD at an investment of INR 1770.000 Million

Commissioning of 60 TPD Aluminium Chloride Plant at an investment of INR 430.000 Million

Plastics - PVC Expansion at Kota by 40 TPD at investment of INR 300.000 Million

Power – Replace 50 MW Coal based Power Plant at Kota by 66 MW Power Plant at an investment of INR 2400.000 Million.

Business – Wise Performance Review and Outlook

Chloro – Vinyl Businesses

DCM Shriram's Chloro-Vinyl business is highly integrated supported by 209 MW coal based power facilities. This business has multiple revenue streams with Chlor-Alkali (Caustic Soda and Chlorine), Plastics (PVC resins and Calcium carbide). These multiple revenue streams lend stability to Chloro-Vinyl operations.

Industry Overview and Outlook

The Chlor-Alkali industry in India has 35 operating units with a combined installed capacity of 3.66 million Tons per annum of Caustic Soda. The Top three players comprise about 50% of the total installed capacity. The domestic demand for Caustic Soda and Chlorine in 2017-18 is estimated to be about 3.6 million Tons per annum and 2.9 million Tons per annum respectively. The imports of Caustic Soda remained same as earlier year. The demand of both the products are linked to the Indian GDP growth because these products are considered as the building blocks of various other industries. As GDP is poised for a higher growth, the demand of these products is also expected to increase.

UNSECURED LOAN

PARTICULARS	31.03.2018 (INR in Million)	31.03.2017 (INR in Million)
Long-term Borrowings		
Deposits		
Fixed	311.700	102.200
Short-term borrowings		
Loans repayable on demand - other than banks	20.000	20.000
Other loans from banks	950.000	995.000
Loan from subsidiary company	14.500	14.500
Total	1296.200	1131.700

INDEX OF CHARGES

Charges Registered							
SN o	SRN	Charge Id	Charge Holder Name	Date of Creation	Date of Modification	Amount	Address
1	H08124158	100177670	ST HELEN'S NOMINEES INDIA PRIVATE LIMITED	10/05/2018	28/08/2018	1218600000.0	1st Floor, CRESCENZO Building, C-38/39,"G" Block, Bandra Kurla Complex,Bandra (East)MumbaiMa400051IN
2	H08128084	100177673	ST HELEN'S NOMINEES INDIA PRIVATE LIMITED	10/05/2018	28/08/2018	1354000000.0	1st Floor, CRESCENZO Building, C-38/39,"G" Block, Bandra Kurla Complex,Bandra (East)MumbaiMa400051IN
3	G96397336	100162252	HDFC BANK LIMITED	28/02/2018	12/07/2018	930000000.0	HDFC BANK HOUSE, SENAPATI BAPAT MARG,LOWER PAREL WMUMBAIMH4000131N
4	G49184542	100112342	Government of India- Represented by IFCI	07/07/2017	-	387615000.0	Ministry Of Consumer AffairsFood & Public Distribution- Krishi BhawanNew DelhiDL110001IN
5	G497085	1000908	HDFC BANK	24/03/20	07/07/2	540000000.0	HDFC BANK HOUSE,

DISCLAIMER : This Report is **PRIVATE & CONFIDENTIAL** and it is prepared at the request of and for its use by the Subscriber only. The Subscriber shall use the contents of the Report merely as an aid to its business. Mira Inform Private Limited ("MIPL") has collated information/data in the Report, which have not been verified unless otherwise specifically mentioned in the Report. The Subscriber shall independently verify the accuracy and correctness of the information/data before in any way acting upon the same. MIPL shall not be liable for any harm, injury, loss or damage caused to the Subscriber due to default by the Subscriber's debtors/beneficiaries in fulfilling their obligations of any nature whatsoever. This Report or any of its portion shall not be used as a documentary evidence or otherwise before any investigative agencies or forum of law. This Report is confidential and proprietary to MIPL. The Subscriber and/or any other person(s) may not reproduce, publish or disclose any of the contents of the Report to others without the express authorization of MIPL. This Report is prepared and issued to the Subscriber without any risk, responsibility or liability on the part of MIPL or its officials.

DCM SHRIRAM LIMITED - 530915

PAGE NO. : 31

	71	90	LIMITED	17	017		SENAPATI BAPAT MARG,LOWER PAREL WMUMBAIMH400013I N
6	G345816 60	1000675 83	ST HELEN'S NOMINEES INDIA PRIVATE LIMITED	14/12/20 16	13/01/2 017	1340000000.0	1st Floor, CRESCENZO Building, C-38/39,"G" Block, Bandra Kurla Complex,Bandra (East)MumbaiMa4000 51IN
7	G491156 94	1000411 57	INTERNATIONA L FINANCE CORPORATION	18/07/20 16	07/07/2 017	1350000000.0	Maruti Suzuki Building, 3rd and 4th FloorPlot No. 1 Nelson Mandela Road, Vasant KunjNEW DELHIDL110070IN
8	G009181 36	1061446 2	ST HELEN'S NOMINEES INDIA PRIVATE	14/01/20 16	07/04/2 016	1780000000.0	1st Floor, CRESCENZO Building, C-38/39,"G" Block, Bandra Kurla Complex,Bandra (East)MumbaiMa4000 51IN
9	C571309 57	1057631 6	BIOTECHNOLO GY INDUSTRY RESEARCH ASSISTANCE COUNCIL	01/06/20 15	-	13752000.0	MTNL Building, 1st Floor,9 CGO Complex, Lodi RoadNew DelhiDL110003IN
10	C423127 36	1049524 2	Punjab National Bank	20/03/20 14	15/01/2 015	968600000.0	Large Corporate BranchTolstoy House,Tolstoy Marg,New DelhiDL110001IN

**STATEMENT OF STANDALONE UNAUDITED FINANCIAL RESULTS FOR THE QUARTER ENDED
30.06.2018**

(INR In Million)

PARTICULARS	Quarter Ended
	30.06.2018
	Unaudited
Income From Operations	
Revenue from operations	20319.700
Other operating revenue	51.600
Total revenue from operations	20371.300
Other Income	104.300

DISCLAIMER : This Report is **PRIVATE & CONFIDENTIAL** and it is prepared at the request of and for its use by the Subscriber only. The Subscriber shall use the contents of the Report merely as an aid to its business. Mira Inform Private Limited ("MIPL") has collated information/data in the Report, which have not been verified unless otherwise specifically mentioned in the Report. The Subscriber shall independently verify the accuracy and correctness of the information/data before in any way acting upon the same. MIPL shall not be liable for any harm, injury, loss or damage caused to the Subscriber due to default by the Subscriber's debtors/beneficiaries in fulfilling their obligations of any nature whatsoever. This Report or any of its portion shall not be used as a documentary evidence or otherwise before any investigative agencies or forum of law. This Report is confidential and proprietary to MIPL. The Subscriber and/or any other person(s) may not reproduce, publish or disclose any of the contents of the Report to others without the express authorization of MIPL. This Report is prepared and issued to the Subscriber without any risk, responsibility or liability on the part of MIPL or its officials.

Total Income	20475.600
Expenses	
Cost of material Consumed	9042.700
Purchase of Stock-in trade	2335.500
Changes in inventory of finished Goods, work- in-progress and Stock-in-trade	(544.000)
Excise Duty expenses	0.000
Employees Benefit Expenses	1546.200
Finance Cost	332.700
Depreciation and Amortization Expenses	359.200
Power, Fuel etc.	2450.500
Other expenses	2211.800
Total Expenses	17734.600
Profit / (Loss) before tax	2741.000
Tax Expense	
- Current Tax	425.400
- Deferred Tax	124.800
- Tax adjustment related to earlier year	0.000
Net Profit After Tax	2190.800
Other comprehensive income	
(i) Items that will not be reclassified to profit or loss	(7.500)
(ii) Income tax relating to items that will not be reclassified to profit or loss	2.600
(i) Items that may be reclassified to profit or loss	4.100
(ii) Income tax relating to items that will not be reclassified to profit or loss	(1.400)
Total Other comprehensive income, After tax	2188.600
Profit/(Loss) Before interest, Deprecation, tax exceptional Items	3432.900
Earning Per Share (of INR 2 each) (not annualized)	
Basic and Diluted	13.49

STANDALONE SEGMENT-WISE REVENUE, RESULTS, ASSETS AND LIABILITIES FOR THE QUARTER ENDED 30.06.2018

Particulars	(INR In million)	
	Quarter Ended	
	30.06.2018	Unaudited
Segment Revenues		
Chloro-Vinyl	6128.900	
Sugar	6181.300	
Shriram Farm solutions	2101.400	
Bioseed	2527.400	
Fertilisers	2276.200	
Others	2131.500	
Total	21346.700	
Less: Inter - Segment Revenue	975.400	
Revenue from operations	20371.300	

DISCLAIMER : This Report is **PRIVATE & CONFIDENTIAL** and it is prepared at the request of and for its use by the Subscriber only. The Subscriber shall use the contents of the Report merely as an aid to its business. Mira Inform Private Limited ("MIPL") has collated information/data in the Report, which have not been verified unless otherwise specifically mentioned in the Report. The Subscriber shall independently verify the accuracy and correctness of the information/data before in any way acting upon the same. MIPL shall not be liable for any harm, injury, loss or damage caused to the Subscriber due to default by the Subscriber's debtors/beneficiaries in fulfilling their obligations of any nature whatsoever. This Report or any of its portion shall not be used as a documentary evidence or otherwise before any investigative agencies or forum of law. This Report is confidential and proprietary to MIPL. The Subscriber and/or any other person(s) may not reproduce, publish or disclose any of the contents of the Report to others without the express authorization of MIPL. This Report is prepared and issued to the Subscriber without any risk, responsibility or liability on the part of MIPL or its officials.

Segment Results	
Profit/ (Loss) (Before unallocated expenditure, finance costs and tax)	
Chloro-Vinyl	2749.100
Sugar	(27.700)
Shriram Farm solutions	98.000
Bioseed	437.400
Fertilisers	86.500
Others	116.100
Total	3459.400
Less:	
(i) Finance Costs	332.700
(ii) Unallocable Expenditure / Income (net)	385.700
Total Profit before Tax	2741.000
Segment Assets	
Chloro-Vinyl	14135.900
Sugar	21252.600
Shriram Farm solutions	4699.400
Bioseed	5180.400
Fertilisers	6504.600
Others	2735.500
Unallocated	8245.900
Total Segment Assets	62754.3
Segment Liabilities	
Chloro-Vinyl	2751.900
Sugar	9150.300
Shriram Farm solutions	1213.700
Bioseed	1931.900
Fertilisers	1273.800
Others	2157.800
Unallocated	11399.100
Total Segment Liabilities	29878.500

Notes:

1. The Company has revised the policy of deferring the sugar off season expenditure to align the same with the requirement of Ind AS 34 'Interim Financial Reporting'. Accordingly, off season expenses amounting to INR 57.600 Million have been charged as expenses during the quarter ended June 30, 2018 (had deferred Rs.17.22 crores during the quarter ended June 30, 2017).

2. (a) Effective April 1, 2018, the Company adopted Ind AS 115 'Revenue from Contracts with Customers'. The standard is applied retrospectively with the cumulative effect of initially applying this standard as an adjustment to the opening balance of retained earnings at the date of initial application. The adoption of this Ind AS 115 did not have any impact on the overall results (including opening balance of retained earnings). However, 'total revenue from operations' and 'other expenses' increased by INR 82.000 Million each during the quarter ended June 30, 2018.

DISCLAIMER : This Report is **PRIVATE & CONFIDENTIAL** and it is prepared at the request of and for its use by the Subscriber only. The Subscriber shall use the contents of the Report merely as an aid to its business. Mira Inform Private Limited ("MIPL") has collated information/data in the Report, which have not been verified unless otherwise specifically mentioned in the Report. The Subscriber shall independently verify the accuracy and correctness of the information/data before in any way acting upon the same. MIPL shall not be liable for any harm, injury, loss or damage caused to the Subscriber due to default by the Subscriber's debtors/beneficiaries in fulfilling their obligations of any nature whatsoever. This Report or any of its portion shall not be used as a documentary evidence or otherwise before any investigative agencies or forum of law. This Report is confidential and proprietary to MIPL. The Subscriber and/or any other person(s) may not reproduce, publish or disclose any of the contents of the Report to others without the express authorization of MIPL. This Report is prepared and issued to the Subscriber without any risk, responsibility or liability on the part of MIPL or its officials.

(b) According to the requirements of Schedule III of the Companies Act 2013, sales for the period upto June 30, 2017, presented in these financial results is inclusive of excise duty. Consequent to applicability of Goods and Service Tax (GST) w.e.f. July 1, 2017, sales are shown net of GST in accordance with requirements of Ind AS 18 'Revenue'. The Sales net of Excise Duty/GST for all periods is as given below:

(INR In Million)

PARTICULARS	Quarter Ended
	30.06.2018
Sales (net)	20319700

3. The Board of Directors at its meeting held on June 18, 2018 have approved the buyback of fully paid up equity shares of the Company for an aggregate amount not exceeding INR 2500.000 Million, for a price not exceeding INR 450 per equity share. The buyback commenced on July 4, 2018 and accordingly 1,983,535 equity shares have been bought back and extinguished till date.

4. Some of the business segments are of seasonal nature and accordingly impact the results in the respective quarters.

5. The figures for the quarter ended March 31, 2018 are the balancing figures between the audited figures for financial year ended March 31, 2018 and the published unaudited figures for nine months period ended December 31, 2017.

6. Previous period figures have been regrouped, wherever necessary.

7. The above results were reviewed by Audit Committee and then approved by the Board of Directors in their meeting held on July 31, 2018.

CONTINGENT LIABILITIES:

(INR in million)

PARTICULARS	31.03.2018	31.03.2017
Claims (excluding claims by employees where amount not ascertainable) not acknowledged as debts:		
Sales tax matters	13.300	13.300
Service tax matters	318.500	325.400
Additional premium on land	81.100	81.100
Interest/other charges on cane purchases for earlier years	451.800	716.600
Others	56.300	56.300
Total	92100	1192.700

FIXED ASSETS

- Land
- Buildings
- Leasehold improvements
- Plant and equipment
- Furniture and Fixtures

DISCLAIMER : This Report is **PRIVATE & CONFIDENTIAL** and it is prepared at the request of and for its use by the Subscriber only. The Subscriber shall use the contents of the Report merely as an aid to its business. Mira Inform Private Limited ("MIPL") has collated information/data in the Report, which have not been verified unless otherwise specifically mentioned in the Report. The Subscriber shall independently verify the accuracy and correctness of the information/data before in any way acting upon the same. MIPL shall not be liable for any harm, injury, loss or damage caused to the Subscriber due to default by the Subscriber's debtors/beneficiaries in fulfilling their obligations of any nature whatsoever. This Report or any of its portion shall not be used as a documentary evidence or otherwise before any investigative agencies or forum of law. This Report is confidential and proprietary to MIPL. The Subscriber and/or any other person(s) may not reproduce, publish or disclose any of the contents of the Report to others without the express authorization of MIPL. This Report is prepared and issued to the Subscriber without any risk, responsibility or liability on the part of MIPL or its officials.

- Vehicles
- Office equipment
- Computer Software

CMT REPORT (Corruption, Money Laundering & Terrorism]

The Public Notice information has been collected from various sources including but not limited to: **The Courts, India Prisons Service, Interpol, etc.**

1] INFORMATION ON DESIGNATED PARTY

No records exist designating subject or any of its beneficial owners, controlling shareholders or senior officers as terrorist or terrorist organization or whom notice had been received that all financial transactions involving their assets have been blocked or convicted, found guilty or against whom a judgement or order had been entered in a proceedings for violating money-laundering, anti-corruption or bribery or international economic or anti-terrorism sanction laws or whose assets were seized, blocked, frozen or ordered forfeited for violation of money laundering or international anti-terrorism laws.

2] Court Declaration :

No records exist to suggest that subject is or was the subject of any formal or informal allegations, prosecutions or other official proceeding for making any prohibited payments or other improper payments to government officials for engaging in prohibited transactions or with designated parties.

3] Asset Declaration :

No records exist to suggest that the property or assets of the subject are derived from criminal conduct or a prohibited transaction.

4] Record on Financial Crime :

Charges or conviction registered against subject: **None**

5] Records on Violation of Anti-Corruption Laws :

Charges or investigation registered against subject: **None**

6] Records on Int'l Anti-Money Laundering Laws/Standards :

Charges or investigation registered against subject: **None**

7] Criminal Records

No available information exist that suggest that subject or any of its principals have been formally charged or convicted by a competent governmental authority for any financial crime or under any formal investigation by a competent government authority for any violation of anti-corruption laws or international anti-money laundering laws or standard.

8] Affiliation with Government :

No record exists to suggest that any director or indirect owners, controlling shareholders, director, officer or employee of the company is a government official or a family member or close business associate of a Government official.

9] Compensation Package :

Our market survey revealed that the amount of compensation sought by the subject is fair and reasonable and comparable to compensation paid to others for similar services.

10] Press Report :

No press reports / filings exists on the subject.

CORPORATE GOVERNANCE

MIRA INFORM as part of its Due Diligence do provide comments on Corporate Governance to identify management and governance. These factors often have been predictive and in some cases have created vulnerabilities to credit deterioration.

Our Governance Assessment focuses principally on the interactions between a company's management, its Board of Directors, Shareholders and other financial stakeholders.

CONTRAVENTION

Subject is not known to have contravened any existing local laws, regulations or policies that prohibit, restrict or otherwise affect the terms and conditions that could be included in the agreement with the subject.

FOREIGN EXCHANGE RATES

Currency	Unit	INR
US Dollar	1	INR 72.44
UK Pound	1	INR 94.74
Euro	1	INR 85.07

INFORMATION DETAILS

Information Gathered by :	SRT
Analysis Done by :	NYT
Report Prepared by :	SUD

SCORE FACTORS

DEMERIT POINTS		
--BANK CHARGES	YES/NO	YES
--LITIGATION	YES/NO	YES
--OTHER ADVERSE INFORMATION	YES/NO	NO
MERIT POINTS		
--SOLE DISTRIBUTORSHIP	YES/NO	NO
--EXPORT ACTIVITIES	YES/NO	NO
--AFFILIATION	YES/NO	YES
--LISTED	YES/NO	YES
--OTHER MERIT FACTORS	YES/NO	YES

RATING EXPLANATIONS

Credit Rating	Explanation	Rating Comments
A++	Minimum Risk	Business dealings permissible with minimum risk of default
A+	Low Risk	Business dealings permissible with low risk of default
A	Acceptable Risk	Business dealings permissible with moderate risk of default
B	Medium Risk	Business dealings permissible on a regular monitoring basis
C	Medium High Risk	Business dealings permissible preferably on secured basis
D	High Risk	Business dealing not recommended or on secured terms only
NB	New Business	No recommendation can be done due to business in infancy stage
NT	No Trace	No recommendation can be done as the business is not traceable

NB is stated where there is insufficient information to facilitate rating. However, it is not to be considered as unfavourable.

This score serves as a reference to assess SC's credit risk and to set the amount of credit to be extended. It is calculated from a composite of weighted scores obtained from each of the major sections of this report. The assessed factors are as follows:

- Financial condition covering various ratios
- Company background and operations size
- Promoters / Management background
- Payment record
- Litigation against the subject
- Industry scenario / competitor analysis
- Supplier / Customer / Banker review (wherever available)

DISCLAIMER : This Report is **PRIVATE & CONFIDENTIAL** and it is prepared at the request of and for its use by the Subscriber only. The Subscriber shall use the contents of the Report merely as an aid to its business. Mira Inform Private Limited ("MIPL") has collated information/data in the Report, which have not been verified unless otherwise specifically mentioned in the Report. The Subscriber shall independently verify the accuracy and correctness of the information/data before in any way acting upon the same. MIPL shall not be liable for any harm, injury, loss or damage caused to the Subscriber due to default by the Subscriber's debtors/beneficiaries in fulfilling their obligations of any nature whatsoever. This Report or any of its portion shall not be used as a documentary evidence or otherwise before any investigative agencies or forum of law. This Report is confidential and proprietary to MIPL. The Subscriber and/or any other person(s) may not reproduce, publish or disclose any of the contents of the Report to others without the express authorization of MIPL. This Report is prepared and issued to the Subscriber without any risk, responsibility or liability on the part of MIPL or its officials.