

MIRA INFORM REPORT

Report No. :	531493
Report Date :	24.09.2018

IDENTIFICATION DETAILS

Name :	EAST INDIA TECHNOLOGIES PRIVATE LIMITED [w.e.f. 26.11.2007]
Formerly Known As :	EAST INDIA PACKAGINGS PRIVATE LIMITED
Registered Office :	2584, Hamilton Road, Rohtangi Mansion, Kashmere Gate, Delhi-110006
Tel. No.:	91-11-23916862/23974876
Country :	India
Financials (as on) :	31.03.2017
Date of Incorporation :	26.03.1996
CIN No.: [Company Identification No.]	U25202DL1996PTC077568
Capital Investment / Paid-up Capital :	INR 45.000 Million
TIN No.:	07466995924
PAN No.: [Permanent Account No.]	AAACE2104Q
GSTN : [Goods & Service Tax Registration No.]	07AAACE2104Q1ZQ
Legal Form :	Private Limited Liability Company
Line of Business :	Subject is engaged in Manufacturing of EPS Thermocol Packaging Material as well as used as Components in Electronics Consumer Durables. [Registered Activity]
No. of Employees :	Not Divulged

RATING & COMMENTS

(Mira Inform has adopted New Rating mechanism w.e.f. 23rd January 2017)

DISCLAIMER : This Report is **PRIVATE & CONFIDENTIAL** and it is prepared at the request of and for its use by the Subscriber only. The Subscriber shall use the contents of the Report merely as an aid to its business. Mira Inform Private Limited ("MIPL") has collated information/data in the Report, which have not been verified unless otherwise specifically mentioned in the Report. The Subscriber shall independently verify the accuracy and correctness of the information/data before in any way acting upon the same. MIPL shall not be liable for any harm, injury, loss or damage caused to the Subscriber due to default by the Subscriber's debtors/beneficiaries in fulfilling their obligations of any nature whatsoever. This Report or any of its portion shall not be used as a documentary evidence or otherwise before any investigative agencies or forum of law. This Report is confidential and proprietary to MIPL. The Subscriber and/or any other person(s) may not reproduce, publish or disclose any of the contents of the Report to others without the express authorization of MIPL. This Report is prepared and issued to the Subscriber without any risk, responsibility or liability on the part of MIPL or its officials.

MIRA's Rating :	A
------------------------	----------

Credit Rating	Explanation	Rating Comments
A	Acceptable Risk	Business dealings permissible with moderate risk of default

Maximum Credit Limit :	USD 1450000
Status :	Good
Payment Behaviour :	Regular
Litigation :	Clear
Comments :	<p>Subject was incorporated in the year 1996 and it is a manufacturer and exporter of thermocol moulding and sheets, EPS moulding, helmet packing thermocol, thermocol ice boxes and thermocol blocks etc.</p> <p>As per financials of March 2017, the company has registered a growth of 12.96% in its revenue as compared to its previous year's revenue and has reported average profit margin of 3.36%.</p> <p>Rating takes into consideration the company's established track record of business operations marked by sound net worth base along with comfortable debt coverage indicators and decent liquidity position.</p> <p>Rating also takes into account extensive experience of company's promoters in the expanded polystyrene (EPS), packaging and electronic manufacturing services (EMS) industries with EITP being a major player in EPS segment, and the company's strong relationships with reputed customers.</p> <p>Further, the company has reported a good earnings per share of INR 11.25 against its face value of INR 10.</p> <p>However, ratings strength is partially offset by intense competition in the packaging industry and susceptibility of the company's profitability to fluctuation in raw material prices.</p> <p>Payments seems to be regular.</p> <p>In view of aforesaid, the company can be considered for business dealings at usual trade terms and conditions.</p>

NOTES :

Any query related to this report can be made on e-mail : infodept@mirainform.com while quoting report number, name and date.

ECGC Country Risk Classification List

DISCLAIMER : This Report is **PRIVATE & CONFIDENTIAL** and it is prepared at the request of and for its use by the Subscriber only. The Subscriber shall use the contents of the Report merely as an aid to its business. Mira Inform Private Limited ("MIPL") has collated information/data in the Report, which have not been verified unless otherwise specifically mentioned in the Report. The Subscriber shall independently verify the accuracy and correctness of the information/data before in any way acting upon the same. MIPL shall not be liable for any harm, injury, loss or damage caused to the Subscriber due to default by the Subscriber's debtors/beneficiaries in fulfilling their obligations of any nature whatsoever. This Report or any of its portion shall not be used as a documentary evidence or otherwise before any investigative agencies or forum of law. This Report is confidential and proprietary to MIPL. The Subscriber and/or any other person(s) may not reproduce, publish or disclose any of the contents of the Report to others without the express authorization of MIPL. This Report is prepared and issued to the Subscriber without any risk, responsibility or liability on the part of MIPL or its officials.

Country Name	Previous Rating (31.12.2017)	Current Rating (01.04.2018)
India	A1	A1

Risk Category	ECGC Classification
Insignificant	A1
Low Risk	A2
Moderately Low Risk	B1
Moderate Risk	B2
Moderately High Risk	C1
High Risk	C2
Very High Risk	D

EXTERNAL AGENCY RATING

Rating Agency Name	ICRA
Rating	Long term rating = BBB
Rating Explanation	Moderate degree of safety and moderate credit risk.
Date	05.01.2018

Rating Agency Name	ICRA
Rating	Short term rating = A3+
Rating Explanation	Moderate degree of safety and higher credit risk.
Date	05.01.2018

RBI DEFAULTERS' LIST STATUS

Subject's name is not enlisted as a defaulter in the publicly available RBI Defaulters' list.

EPF (Employee Provident Fund) DEFAULTERS' LIST STATUS

Subject's name is not enlisted as a defaulter in the publicly available EPF (Employee Provident Fund) Defaulters' list as of 31-03-2018.

BIFR (Board for Industrial & Financial Reconstruction) LISTING STATUS

Subject's name is not listed as a Sick Unit in the publicly available BIFR (Board for Industrial & Financial Reconstruction) list as of 24.09.2018.

IBBI (Insolvency and Bankruptcy Board of India) LISTING STATUS

DISCLAIMER : This Report is **PRIVATE & CONFIDENTIAL** and it is prepared at the request of and for its use by the Subscriber only. The Subscriber shall use the contents of the Report merely as an aid to its business. Mira Inform Private Limited ("MIPL") has collated information/data in the Report, which have not been verified unless otherwise specifically mentioned in the Report. The Subscriber shall independently verify the accuracy and correctness of the information/data before in any way acting upon the same. MIPL shall not be liable for any harm, injury, loss or damage caused to the Subscriber due to default by the Subscriber's debtors/beneficiaries in fulfilling their obligations of any nature whatsoever. This Report or any of its portion shall not be used as a documentary evidence or otherwise before any investigative agencies or forum of law. This Report is confidential and proprietary to MIPL. The Subscriber and/or any other person(s) may not reproduce, publish or disclose any of the contents of the Report to others without the express authorization of MIPL. This Report is prepared and issued to the Subscriber without any risk, responsibility or liability on the part of MIPL or its officials.

Subject's name is not listed in the publicly available IBBI (Insolvency and Bankruptcy Board of India) list as of report date.

INFORMATION DECLINED

MANAGEMENT NON-COOPERATIVE [TEL. NO.: 91-120-4560450]

[91-11-23916862] continuously ringing

LOCATIONS

Registered Office:	2584, Hamilton Road, Rohtangi Mansion, Kashmere Gate, Delhi-110006, India
Tel. No.:	91-11-23916862/23974876
Fax No.:	91-11-23953687
E-Mail :	pkjain@eitpl.com eitpl@eitpl.com
Website :	www.eitpl.com
Corporate Office :	E-19-20, Site B, Surajpur Industrial Area, Greater Noida-201306, Uttar Pradesh, India
Tel. No.:	91-120-4560450
Factory 1 :	E-18-26, Surajpur Industrial Area, Site B, Greater Noida-201306, Uttar Pradesh, India
Factory 2 :	Survey No 17, Bannerghatta Road, Kammanhalli, Bangalore, Karnataka, India

DIRECTORS

AS ON: 31.03.2018

Name :	Mr. Bajrang Lal Bothra		
Designation :	Managing Director		
Address :	B-114, Sect 40, Gautam Buddha Nagar, Gautam Buddh A Nagar, Noida – 201301, Uttar Pradesh, India		
Date of Birth/Age :	04.05.1957		
Qualification:	M.Com		
Date of Appointment :	26.03.1996		
PAN No.:	AADPB1189J		
DIN No.:	00129286		
Other Directorship:			
CIN/FCRN	Company Name	Begin Date	End Date
U74899DL1991PTC045850	BOTHRA MANUFACTURING COMPANY PRIVATE	30/09/1991	-

DISCLAIMER : This Report is **PRIVATE & CONFIDENTIAL** and it is prepared at the request of and for its use by the Subscriber only. The Subscriber shall use the contents of the Report merely as an aid to its business. Mira Inform Private Limited ("MIPL") has collated information/data in the Report, which have not been verified unless otherwise specifically mentioned in the Report. The Subscriber shall independently verify the accuracy and correctness of the information/data before in any way acting upon the same. MIPL shall not be liable for any harm, injury, loss or damage caused to the Subscriber due to default by the Subscriber's debtors/beneficiaries in fulfilling their obligations of any nature whatsoever. This Report or any of its portion shall not be used as a documentary evidence or otherwise before any investigative agencies or forum of law. This Report is confidential and proprietary to MIPL. The Subscriber and/or any other person(s) may not reproduce, publish or disclose any of the contents of the Report to others without the express authorization of MIPL. This Report is prepared and issued to the Subscriber without any risk, responsibility or liability on the part of MIPL or its officials.

LIMITED			
Name :	Mrs. Laxmi Pat Bothra		
Designation :	Director		
Address :	H. No. B-116, Near Sai Mandir, Sector-40, Gautam Buddha Nagar, Noida - 201301, Uttar Pradesh, India		
Date of Birth/Age :	09.11.1961		
Qualification:	BE- Mechanical BE Mechanical		
Date of Appointment :	26.03.1996		
PAN No.:	AAGPB5838F		
DIN No.:	00130593		
Other Directorship:			
CIN/FCRN	Company Name	Begin Date	End Date
U25202DL1996PTC077568	EAST INDIA TECHNOLOGIES PRIVATE LIMITED.	26/03/1996	-
U32109DL2003PTC120952	E-DURABLES ELECTRONICS PRIVATE LIMITED	17/06/2003	-
U74899DL1991PTC045850	BOTHRA MANUFACTURING COMPANY PRIVATE LIMITED	30/09/1991	-
U74999DL1999PTC098374	E-PACK POLYMERS PRIVATE LIMITED	30/09/2008	-
Name :	Mrs. Suman Devi Bothra		
Designation :	Director		
Address :	MD-69, Pitampura, Delhi - 110034, India		
Date of Birth/Age :	14.06.1965		
Qualification:	B.com		
Date of Appointment :	26.03.1996		
PAN No.:	AADPB1193N		
DIN No.:	00131085		
Name :	Mr. Rajat Bothra		
Designation :	Director		
Address :	B-114, Sector-40, Noida Gautam Buddha Nagar, Noida - 201301, Uttar Pradesh, India		
Date of Birth/Age :	29.08.1982		
Qualification:	MBA from London		
Date of Appointment :	01.04.2010		
PAN No.:	AFLPB4031Q		
DIN No.:	01044231		
Other Directorship:			
CIN/FCRN	Company Name	Begin Date	End Date
U31908DL2013PTC254178	SUN FAME (INDIA) PRIVATE LIMITED	20/06/2013	-
U74999DL1999PTC098374	E-PACK POLYMERS PRIVATE LIMITED	15/10/2004	-

KEY EXECUTIVES

Name :	Mr. Neeraj Purshotam Tulshyan
Designation :	Secretary
Address :	A-24, Ramesh Nagar, New Delhi- 110015, India
Date of Birth/Age :	16.08.1972
Date of Appointment :	20.03.2008
PAN No. :	ACRPA8863A

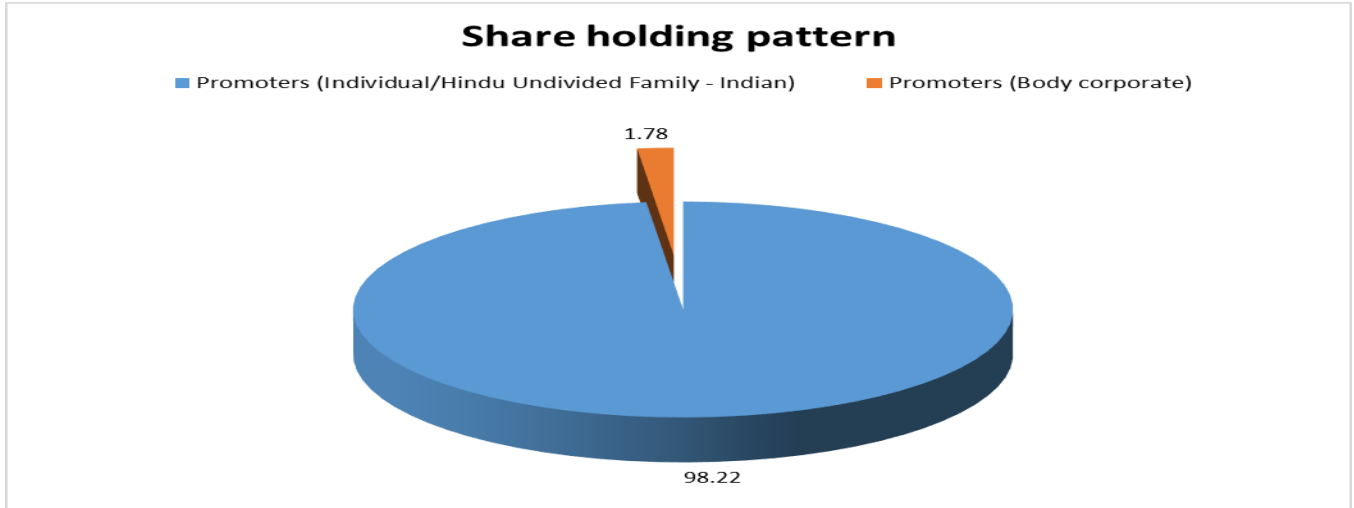
MAJOR SHAREHOLDERS / SHAREHOLDING PATTERN

AS ON: 31.03.2017

Names of Shareholders	No. of Shares	% age holding
Bajrang Lal Bothra	2103085	46.74
Suman Devi Bothra	243054	5.40
Bothra Manufacturing Company Private Limited, India	80000	1.78
Nitin Bothra	1966815	43.71
Neha Bothra	107046	2.38
Total	4500000	100.00

AS ON: 30.09.2017

Equity Share Breakup	Percentage of Holding
Category	
Promoters (Individual/Hindu Undivided Family - Indian)	98.22
Promoters (Body corporate)	1.78
Total	100.00



BUSINESS DETAILS

Line of Business :	Subject is engaged in Manufacturing of EPS Thermocol Packaging Material as well as used as Components in Electronics Consumer Durables. [Registered Activity]	
Products :	ITC Code No.	Product Descriptions
	39231000	Thermocol Moulding
Brand Names :	Not Available	
Agencies Held :	Not Available	
Exports :	Not Divulged	
Imports :	Not Divulged	
Terms :		
Selling :	Not Divulged	
Purchasing :	Not Divulged	

PRODUCTION STATUS: NOT AVAILABLE

GENERAL INFORMATION

Suppliers :	Reference:	Not Divulged	
	Name of the Person (Designation):	--	
	Contact Number:	--	
	Since how long known:	--	
	Maximum limit dealt:	--	
	Experience:	--	
	Remark	--	
Customers :	Reference:	Not Divulged	
	Name of the Person (Designation):	--	
	Contact Number:	--	
	Since how long known:	--	
	Maximum limit dealt:	--	
	Experience:	--	
	Remark	--	
No. of Employees :	Not Divulged		
Bankers :	<ul style="list-style-type: none"> • HDFC Bank Limited DFC Bank Housesenapati Bapat Marglower Parel, West, Mumbai-400013, Maharashtra, India • ICICI Bank Limited ICICI Bank Tower, Near Chakli Circle, Old Padra Road, Vadodara-390007 Gujarat, India • State Bank of India Commercial Branch, M-47, Connaught Circus Branch, New Delhi - 110001, Delhi, India • State Bank of India Chndni Chowk, Delhi, India • The Hong Kong and Shanghai Banking Corporation Limited Birla Towers 25, Barakhamba Road, New Delhi-110001, India 		
Facilities :	SECURED LOANS	31.03.2017 (INR In Million)	31.03.2016 (INR In Million)
	LONG-TERM BORROWINGS		
	Rupee term loans from banks	168.652	109.200
	Loans taken for vehicles	18.141	21.857

	SHORT TERM BORROWINGS		
	Working capital loans from banks	190.467	176.534
	Total	377.260	307.591

Auditors :	
Name :	Ahmad Shukla Jain and Associates Chartered Accountants
Address :	203 IIND Floor, 1/926, Naiwala Karol Bagh, New Delhi – 110005, India
Income-tax PAN of auditor or auditor's firm :	AAFFA5572Q
Memberships :	Not Available
Collaborators :	Not Available
Enterprises which are owned, or have significant influence of or are partners with Key management personnel and their relatives:	<ul style="list-style-type: none"> • E-Pack Polymers Private Limited [U74999DL1999PTC098374] • E-Durables • E-Vision

CAPITAL STRUCTURE

AS ON: 31.03.2017

Authorised Capital :

No. of Shares	Type	Value	Amount
4500000	Equity Shares	INR 10/- each	INR 45.000 Million

Issued, Subscribed & Paid-up Capital :

No. of Shares	Type	Value	Amount
4500000	Equity Shares	INR 10/- each	INR 45.000 Million

DISCLAIMER : This Report is **PRIVATE & CONFIDENTIAL** and it is prepared at the request of and for its use by the Subscriber only. The Subscriber shall use the contents of the Report merely as an aid to its business. Mira Inform Private Limited ("MIPL") has collated information/data in the Report, which have not been verified unless otherwise specifically mentioned in the Report. The Subscriber shall independently verify the accuracy and correctness of the information/data before in any way acting upon the same. MIPL shall not be liable for any harm, injury, loss or damage caused to the Subscriber due to default by the Subscriber's debtors/beneficiaries in fulfilling their obligations of any nature whatsoever. This Report or any of its portion shall not be used as a documentary evidence or otherwise before any investigative agencies or forum of law. This Report is confidential and proprietary to MIPL. The Subscriber and/or any other person(s) may not reproduce, publish or disclose any of the contents of the Report to others without the express authorization of MIPL. This Report is prepared and issued to the Subscriber without any risk, responsibility or liability on the part of MIPL or its officials.

FINANCIAL DATA
[all figures are in INR Million]

ABRIDGED BALANCE SHEET

SOURCES OF FUNDS	31.03.2017	31.03.2016	31.03.2015
I. EQUITY AND LIABILITIES			
(1) Shareholders' Funds			
(a) Share Capital	45.000	45.000	45.000
(b) Reserves and Surplus	463.849	413.231	382.874
(c) Money received against share warrants	0.000	0.000	0.000
(2) Share Application money pending allotment	0.000	0.000	0.000
Total Shareholders' Funds (1) + (2)	508.849	458.231	427.874
(3) Non-Current Liabilities			
(a) long-term borrowings	321.668	277.298	183.872
(b) Deferred tax liabilities (Net)	4.854	3.620	3.996
(c) Other long-term liabilities	0.000	0.000	0.000
(d) long-term provisions	0.000	0.000	0.000
Total Non-current Liabilities (3)	326.522	280.918	187.868
(4) Current Liabilities			
(a) Short-term borrowings	190.467	176.534	121.029
(b) Trade payables	240.283	201.775	184.486
(c) Other current liabilities	117.537	98.564	68.463
(d) Short-term provisions	14.440	15.366	8.681
Total Current Liabilities (4)	562.727	492.239	382.659
TOTAL	1398.098	1231.388	998.401
II. ASSETS			
(1) Non-current assets			
(a) Fixed Assets			
(i) Tangible assets	664.075	577.058	426.300
(ii) Intangible Assets	0.000	0.000	0.000
(iii) Tangible assets capital work-in-progress	0.000	0.000	18.657
(iv) Intangible assets under development	0.000	0.000	0.000
(b) Non-current Investments	0.500	0.500	0.500
(c) Deferred tax assets (net)	0.000	0.000	0.000
(d) Long-term loans and advances	0.000	0.000	0.000
(e) Other Non-current assets	13.243	13.739	10.619
Total Non-Current Assets	677.818	591.297	456.076

DISCLAIMER : This Report is **PRIVATE & CONFIDENTIAL** and it is prepared at the request of and for its use by the Subscriber only. The Subscriber shall use the contents of the Report merely as an aid to its business. Mira Inform Private Limited ("MIPL") has collated information/data in the Report, which have not been verified unless otherwise specifically mentioned in the Report. The Subscriber shall independently verify the accuracy and correctness of the information/data before in any way acting upon the same. MIPL shall not be liable for any harm, injury, loss or damage caused to the Subscriber due to default by the Subscriber's debtors/beneficiaries in fulfilling their obligations of any nature whatsoever. This Report or any of its portion shall not be used as a documentary evidence or otherwise before any investigative agencies or forum of law. This Report is confidential and proprietary to MIPL. The Subscriber and/or any other person(s) may not reproduce, publish or disclose any of the contents of the Report to others without the express authorization of MIPL. This Report is prepared and issued to the Subscriber without any risk, responsibility or liability on the part of MIPL or its officials.

(2) Current assets			
(a) Current investments	0.000	0.000	0.000
(b) Inventories	160.361	122.318	169.219
(c) Trade receivables	424.216	322.051	261.234
(d) Cash and bank balances	36.498	45.295	18.540
(e) Short-term loans and advances	98.288	149.659	92.886
(f) Other current assets	0.917	0.768	0.446
Total Current Assets	720.280	640.091	542.325
TOTAL	1398.098	1231.388	998.401

PROFIT & LOSS ACCOUNT

	PARTICULARS	31.03.2017	31.03.2016	31.03.2015
	SALES			
	Total Revenue from operations	1506.930	1334.031	1182.915
	Other Income	5.903	14.753	11.241
	TOTAL	1512.833	1348.784	1194.156
Less	EXPENSES			
	Cost of Materials Consumed	1095.436	1033.107	916.926
	Changes in inventories of finished goods, work-in-progress and Stock-in-Trade	4.752	(1.361)	7.465
	Employee benefit expense	96.960	70.210	62.007
	Other expenses	140.441	111.509	93.582
	TOTAL	1337.589	1213.465	1079.980
	PROFIT/ (LOSS) BEFORE INTEREST, TAX, DEPRECIATION AND AMORTISATION	175.244	135.319	114.176
Less	FINANCIAL EXPENSES	73.110	56.364	54.497
	PROFIT / (LOSS) BEFORE TAX, DEPRECIATION AND AMORTISATION	102.134	78.955	59.679
Less/ Add	DEPRECIATION/ AMORTISATION	39.887	33.558	30.128
	PROFIT/ (LOSS) BEFORE TAX	62.247	45.397	29.551
Less	TAX	11.628	15.040	8.882
	PROFIT/ (LOSS) AFTER TAX	50.619	30.357	20.669
	IMPORTS			

DISCLAIMER : This Report is **PRIVATE & CONFIDENTIAL** and it is prepared at the request of and for its use by the Subscriber only. The Subscriber shall use the contents of the Report merely as an aid to its business. Mira Inform Private Limited ("MIPL") has collated information/data in the Report, which have not been verified unless otherwise specifically mentioned in the Report. The Subscriber shall independently verify the accuracy and correctness of the information/data before in any way acting upon the same. MIPL shall not be liable for any harm, injury, loss or damage caused to the Subscriber due to default by the Subscriber's debtors/beneficiaries in fulfilling their obligations of any nature whatsoever. This Report or any of its portion shall not be used as a documentary evidence or otherwise before any investigative agencies or forum of law. This Report is confidential and proprietary to MIPL. The Subscriber and/or any other person(s) may not reproduce, publish or disclose any of the contents of the Report to others without the express authorization of MIPL. This Report is prepared and issued to the Subscriber without any risk, responsibility or liability on the part of MIPL or its officials.

Raw Materials	24.370	10.960	51.643
Components and spare parts	2.692	2.692	0.458
Capital Goods	51.834	32.373	0.000
TOTAL IMPORTS	78.896	46.025	52.101
Earnings / (Loss) Per Share (INR)	11.25	6.75	4.59

CURRENT MATURITIES OF LONG TERM DEBT DETAILS

Particulars	31.03.2017	31.03.2016	31.03.2015
Current Maturities of Long term debt	27.168	19.200	19.200
Net cash flows from (used in) operations	144.149	115.819	59.266
Net cash flows from (used in) operating activities	127.851	85.700	50.585

KEY RATIOS

EFFICIENCY RATIOS

PARTICULARS	31.03.2017	31.03.2016	31.03.2015
Average Collection Days (Sundry Debtors / Income * 365 Days)	102.75	88.12	80.61
Account Receivables Turnover (Income / Sundry Debtors)	3.55	4.14	4.53
Average Payment Days (Sundry Creditors / Purchases * 365 Days)	80.06	71.29	73.44
Inventory Turnover (Operating Income / Inventories)	1.09	1.11	0.67
Asset Turnover (Operating Income / Net Fixed Assets)	0.26	0.23	0.26

LEVERAGE RATIOS

PARTICULARS	31.03.2017	31.03.2016	31.03.2015
Debt Ratio ((Borrowing + Current Liabilities) / Total Assets)	0.65	0.64	0.59

DISCLAIMER : This Report is **PRIVATE & CONFIDENTIAL** and it is prepared at the request of and for its use by the Subscriber only. The Subscriber shall use the contents of the Report merely as an aid to its business. Mira Inform Private Limited ("MIPL") has collated information/data in the Report, which have not been verified unless otherwise specifically mentioned in the Report. The Subscriber shall independently verify the accuracy and correctness of the information/data before in any way acting upon the same. MIPL shall not be liable for any harm, injury, loss or damage caused to the Subscriber due to default by the Subscriber's debtors/beneficiaries in fulfilling their obligations of any nature whatsoever. This Report or any of its portion shall not be used as a documentary evidence or otherwise before any investigative agencies or forum of law. This Report is confidential and proprietary to MIPL. The Subscriber and/or any other person(s) may not reproduce, publish or disclose any of the contents of the Report to others without the express authorization of MIPL. This Report is prepared and issued to the Subscriber without any risk, responsibility or liability on the part of MIPL or its officials.

Debt Equity Ratio (Total Liability / Networth)	1.06	1.03	0.76
Current Liabilities to Networth (Current Liabilities / Net Worth)	1.11	1.07	0.89
Fixed Assets to Networth (Net Fixed Assets / Networth)	1.31	1.26	1.04
Interest Coverage Ratio (PBIT / Financial Charges)	2.40	2.40	2.10

PROFITABILITY RATIOS

PARTICULARS		31.03.2017	31.03.2016	31.03.2015
Net Profit Margin ((PAT / Sales) * 100)	%	3.36	2.28	1.75
Return on Total Assets ((PAT / Total Assets) * 100)	%	3.62	2.47	2.07
Return on Investment (ROI) ((PAT / Networth) * 100)	%	9.95	6.62	4.83

SOLVENCY RATIOS

PARTICULARS		31.03.2017	31.03.2016	31.03.2015
Current Ratio (Current Assets / Current Liabilities)		1.28	1.30	1.42
Quick Ratio ((Current Assets – Inventories) / Current Liabilities)		1.00	1.05	0.98
G-Score Ratio Financial (Networth / Total Assets)		0.36	0.37	0.43
G-Score Ratio Debt (Debts / Equity Capital)		11.98	10.51	7.20
G-Score Ratio Liquidity (Total Current Assets / Total Current Liabilities)		1.28	1.30	1.42

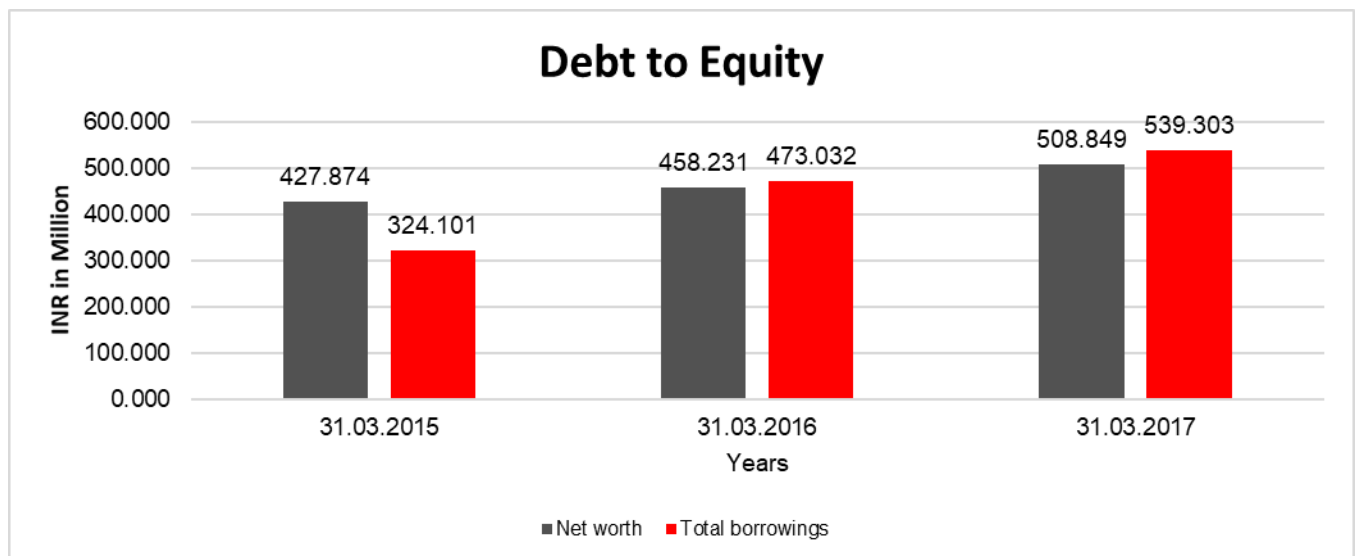
Total Liability = Short-term Debt + Long-term Debt + Current Maturities of Long-term debts

DISCLAIMER : This Report is **PRIVATE & CONFIDENTIAL** and it is prepared at the request of and for its use by the Subscriber only. The Subscriber shall use the contents of the Report merely as an aid to its business. Mira Inform Private Limited ("MIPL") has collated information/data in the Report, which have not been verified unless otherwise specifically mentioned in the Report. The Subscriber shall independently verify the accuracy and correctness of the information/data before in any way acting upon the same. MIPL shall not be liable for any harm, injury, loss or damage caused to the Subscriber due to default by the Subscriber's debtors/beneficiaries in fulfilling their obligations of any nature whatsoever. This Report or any of its portion shall not be used as a documentary evidence or otherwise before any investigative agencies or forum of law. This Report is confidential and proprietary to MIPL. The Subscriber and/or any other person(s) may not reproduce, publish or disclose any of the contents of the Report to others without the express authorization of MIPL. This Report is prepared and issued to the Subscriber without any risk, responsibility or liability on the part of MIPL or its officials.

FINANCIAL ANALYSIS
[all figures are in INR Million]

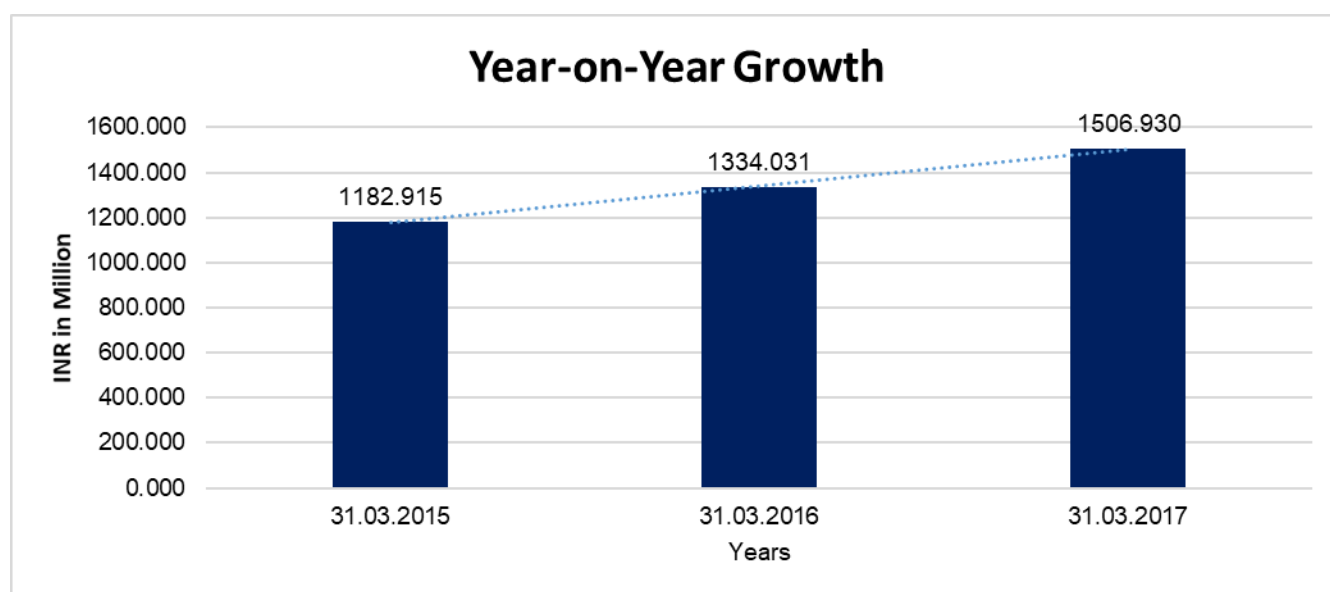
DEBT EQUITY RATIO

Particular	31.03.2015 (INR In Million)	31.03.2016 (INR In Million)	31.03.2017 (INR In Million)
Share Capital	45.000	45.000	45.000
Reserves & Surplus	382.874	413.231	463.849
Money received against share warrants	0.000	0.000	0.000
Share Application money pending allotment	0.000	0.000	0.000
Net worth	427.874	458.231	508.849
Long-term borrowings	183.872	277.298	321.668
Short term borrowings	121.029	176.534	190.467
Current maturities of long-term debts	19.200	19.200	27.168
Total borrowings	324.101	473.032	539.303
Debt/Equity ratio	0.757	1.032	1.060



YEAR-ON-YEAR GROWTH

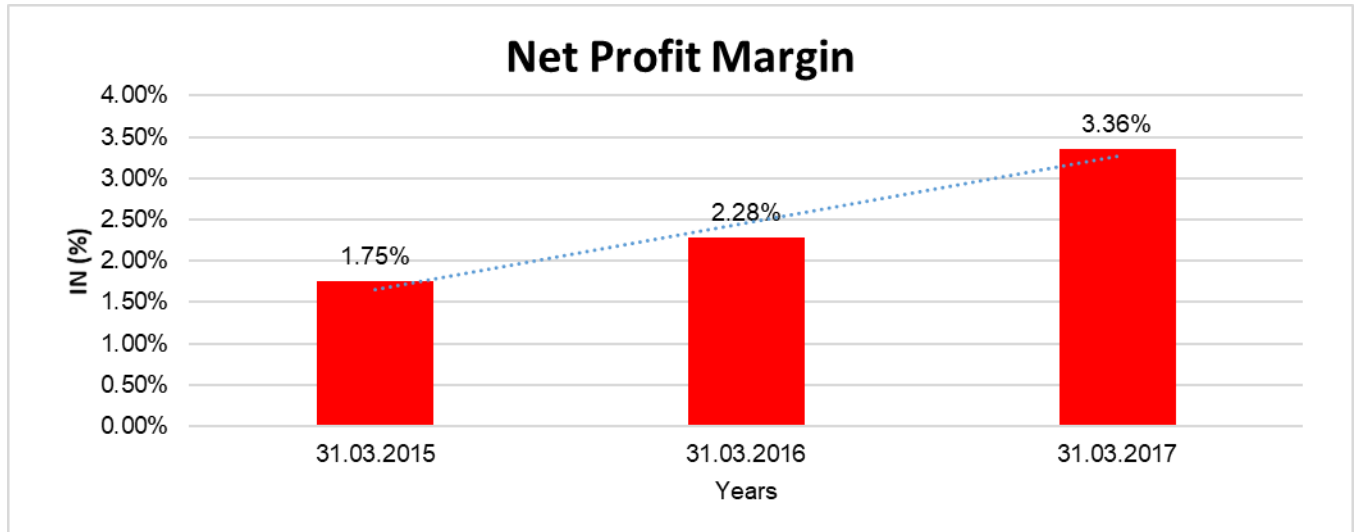
Year on Year Growth	31.03.2015	31.03.2016	31.03.2017
	(INR In Million)	(INR In Million)	(INR In Million)
Sales	1182.915	1334.031	1506.930
		12.775	12.961



NET PROFIT MARGIN

Net Profit Margin	31.03.2015	31.03.2016	31.03.2017
	(INR In Million)	(INR In Million)	(INR In Million)
Sales	1182.915	1334.031	1506.930
Profit	20.669	30.357	50.619
	1.75 %	2.28 %	3.36 %

DISCLAIMER : This Report is **PRIVATE & CONFIDENTIAL** and it is prepared at the request of and for its use by the Subscriber only. The Subscriber shall use the contents of the Report merely as an aid to its business. Mira Inform Private Limited ("MIPL") has collated information/data in the Report, which have not been verified unless otherwise specifically mentioned in the Report. The Subscriber shall independently verify the accuracy and correctness of the information/data before in any way acting upon the same. MIPL shall not be liable for any harm, injury, loss or damage caused to the Subscriber due to default by the Subscriber's debtors/beneficiaries in fulfilling their obligations of any nature whatsoever. This Report or any of its portion shall not be used as a documentary evidence or otherwise before any investigative agencies or forum of law. This Report is confidential and proprietary to MIPL. The Subscriber and/or any other person(s) may not reproduce, publish or disclose any of the contents of the Report to others without the express authorization of MIPL. This Report is prepared and issued to the Subscriber without any risk, responsibility or liability on the part of MIPL or its officials.



DISCLAIMER : This Report is **PRIVATE & CONFIDENTIAL** and it is prepared at the request of and for its use by the Subscriber only. The Subscriber shall use the contents of the Report merely as an aid to its business. Mira Inform Private Limited ("MIPL") has collated information/data in the Report, which have not been verified unless otherwise specifically mentioned in the Report. The Subscriber shall independently verify the accuracy and correctness of the information/data before in any way acting upon the same. MIPL shall not be liable for any harm, injury, loss or damage caused to the Subscriber due to default by the Subscriber's debtors/beneficiaries in fulfilling their obligations of any nature whatsoever. This Report or any of its portion shall not be used as a documentary evidence or otherwise before any investigative agencies or forum of law. This Report is confidential and proprietary to MIPL. The Subscriber and/or any other person(s) may not reproduce, publish or disclose any of the contents of the Report to others without the express authorization of MIPL. This Report is prepared and issued to the Subscriber without any risk, responsibility or liability on the part of MIPL or its officials.

LOCAL AGENCY FURTHER INFORMATION

Sr. No.	Check list by info agents	Available in Report (Yes/No)
1	Year of establishment	Yes
2	Constitution of the entity -Incorporation details	Yes
3	Locality of the entity	Yes
4	Premises details	No
5	Buyer visit details	--
6	Contact numbers	Yes
7	Name of the person contacted	No
8	Designation of contact person	No
9	Promoter's background	Yes
10	Date of Birth of Proprietor / Partners / Directors	Yes
11	Pan Card No. of Proprietor / Partners	No
12	Voter Id Card No. of Proprietor / Partners	No
13	Type of business	Yes
14	Line of Business	Yes
15	Export/import details (if applicable)	No
16	No. of employees	No
17	Details of sister concerns	Yes
18	Major suppliers	No
19	Major customers	No
20	Banking Details	Yes
21	Banking facility details	Yes
22	Conduct of the banking account	--
23	Financials, if provided	Yes
24	Capital in the business	Yes
25	Last accounts filed at ROC, if applicable	Yes
26	Turnover of firm for last three years	Yes
27	Reasons for variation <> 20%	--
28	Estimation for coming financial year	No
29	Profitability for last three years	Yes
30	Major shareholders, if available	Yes
31	External Agency Rating, if available	No
32	Litigations that the firm/promoter involved in	--
33	Market information	--
34	Payments terms	No
35	Negative Reporting by Auditors in the Annual Report	No

INDEX OF CHARGES

SN O	SRN	CHARGE ID	CHARGE HOLDER NAME	DATE OF CREATION	DATE OF MODIFICATION	DATE OF SATISFACTION	AMOUNT	ADDRESS
1	G92477 207	100188 054	THE HONGKONG AND SHANGHAI BANKING CORPORATION LIMITED	20/06/2018	-	-	120000000.0	BIRLA TOWERS25, BARAKHAMBA ROADNEW DELHIDL110001IN
2	G76649 417	100153 889	HDFC BANK LIMITED	16/11/2017	-	-	213100000.0	HDFC BANK HOUSEENAPATI BAPAT MARGLOWER PAREL WMUMBAIMH40001 3IN
3	G68541 614	100137 186	HDFC BANK LIMITED	10/11/2017	-	-	105000000.0	HDFC BANK HOUSEENAPATI BAPAT MARGLOWER PAREL WMUMBAIMH40001 3IN
4	G49155 104	100090 923	ICICI BANK LIMITED	31/03/2017	18/04/2017	-	110000000.0	ICICI BANK TOWER, NEAR CHAKLI CIRCLE,OLD PADRA ROADVADODARAG U390007IN
5	G70406 905	100120 603	HDFC BANK LIMITED	17/01/2017	30/10/2017	-	303100000.0	HDFC BANK HOUSEENAPATI BAPAT MARGLOWER PAREL WMUMBAIMH40001 3IN
6	G32890 055	100070 964	ICICI BANK LIMITED	29/12/2016	-	-	83100000.0	ICICI BANK TOWER, NEAR CHAKLI CIRCLE,OLD PADRA

DISCLAIMER : This Report is **PRIVATE & CONFIDENTIAL** and it is prepared at the request of and for its use by the Subscriber only. The Subscriber shall use the contents of the Report merely as an aid to its business. Mira Inform Private Limited ("MIPL") has collated information/data in the Report, which have not been verified unless otherwise specifically mentioned in the Report. The Subscriber shall independently verify the accuracy and correctness of the information/data before in any way acting upon the same. MIPL shall not be liable for any harm, injury, loss or damage caused to the Subscriber due to default by the Subscriber's debtors/beneficiaries in fulfilling their obligations of any nature whatsoever. This Report or any of its portion shall not be used as a documentary evidence or otherwise before any investigative agencies or forum of law. This Report is confidential and proprietary to MIPL. The Subscriber and/or any other person(s) may not reproduce, publish or disclose any of the contents of the Report to others without the express authorization of MIPL. This Report is prepared and issued to the Subscriber without any risk, responsibility or liability on the part of MIPL or its officials.

								ROADVADODARAG U390007IN
7	G01770 056	100020 760	ICICI BANK LIMITED	22/01/ 2016	-	-	90000000.0	LANDMARKRACE COURSE CIRCLEALKAPURIB ARODAGU390015IN
8	C69802 254	106018 84	SIEMENS FINANCIA L SERVICES PRIVATE LIMITED	16/10/ 2015	-	-	17000000.0	130, PANDURANG BUDHKAR MARG,WORLIMUM BAIMH400018IN
9	C77640 969	105781 70	ICICI BANK LIMITED	19/06/ 2015	04/12/2 015	-	60000000.0	LANDMARKRACE COURSE CIRCLEALKAPURIB ARODAGJ390015IN
10	C77639 623	105781 74	ICICI BANK LIMITED	19/06/ 2015	04/12/2 015	-	140000000.0	LANDMARKRACE COURSE CIRCLEALKAPURIB ARODAGJ390015IN
11	G92476 951	105648 20	THE HONGKO NG AND SHANGHA I BANKING CORPORA TION LIMITED	24/04/ 2015	20/06/2 018	-	340000000.0	BIRLA TOWERS25, BARAKHAMB A ROADNEW DELHIDL110001IN
12	G92476 761	105648 21	THE HONGKO NG AND SHANGHA I BANKING CORPORA TION LIMITED	30/01/ 2015	20/06/2 018	-	143000000.0	25, BIRLA TOWERBARAKHAM BA ROADNEW DELHIDL110001IN
13	C74574 476	900372 12	STATE BANK OF INDIA	05/04/ 2002	22/01/2 014	28/12/20 15	323500000.0	COMMERCIAL BRANCHM- 47,CONNAUGHT CIRCUS , OPPOSITE SUPER BAZARNEW DELHIDL110001IN
14	B89056 121	900341 38	STATE BANK OF INDIA	27/05/ 1997	16/03/1 999	17/10/20 13	6500000.0	CHNDNI CHOWKDELHIDLIN
15	B88855 689	100211 91	STATE BANK OF	26/09/ 2006	01/10/2 010	17/10/20 13	161400000.0	COMMERCIAL BRANCHM-47

			INDIA					CANNAUGHT CIRCUSNEW DELHIDL110001IN
16	B89056 642	900328 88	STATE BANK OF INDIA	27/05/ 1992	09/11/1 999	17/10/20 13	6500000.0	CHANDNI CHOWKDELHIDLIN
17	B89055 131	900391 52	STATE BANK OF INDIA	13/07/ 2004	-	17/10/20 13	20000000.0	COMMERCIAL BRANCHSECTOR- 18NOIDAUPIN
18	B89055 628	900339 11	STATE BANK OF INDIA	22/11/ 1996	27/03/1 997	17/10/20 13	6500000.0	CHNDNI CHOWKNEW DELHIDLIN
19	B89058 408	900394 77	STATE BANK OF INDIA	29/10/ 2004	-	17/10/20 13	30000000.0	COMMERCIAL BRANCHSECTOR- 18NOIDAUPIN
20	B38881 249	900358 09	UTTAR PRADESH FINANCIA L CORPORA TION	29/03/ 2000	-	18/04/20 12	3472549.0	GREATER NOIDANOIDAUPIN
21	B38879 466	900364 76	UTTAR PRADESH FINANCIA L CORPORA TION	28/03/ 2001	-	18/04/20 12	2646439.0	NOIDANOIDAUPIN
22	B38877 106	100422 85	UTTAR PRADESH FINANCIA L CORPORA TION	29/03/ 2007	-	18/04/20 12	7066655.11	14/88 CIVIL LINESKANPURUP2 06001IN
23	B38880 654	900371 83	U.P. FINANCIA L CORPORA TION	26/03/ 2002	26/03/2 002	18/04/20 12	1856752.0	DELHIDELHIDLIN
24	B14463 483	101995 96	STANDAR D CHARTER ED BANK	01/02/ 2010	-	09/06/20 11	350000000.0	CREDIT RISK CONTROLNARAIN MANZIL, 23 BARAKHAMBA ROADNEW DELHIDL110001IN
25	A98604 655	101445 80	STANDAR D CHARTER ED BANK	10/02/ 2009	05/03/2 009	16/11/20 10	200000000.0	CREDIT RISK CONTROLNARAIN MANZIL, 23 BARAKHAMBA

								ROADNEW DELHIDL110001IN
26	A98604 788	101445 92	STANDAR D CHARTER ED BANK	10/02/ 2009	05/03/2 009	16/11/20 10	200000000.0	CREDIT RISK CONTROLNARAIN MANZIL, 23 BARAKHAMB ROADNEW DELHIDL110001IN
27	A98604 846	101445 84	STANDAR D CHARTER ED BANK	10/02/ 2009	-	16/11/20 10	200000000.0	CREDIT RISK CONTROLNARAIN MANZIL, 23 BARAKHAMB ROADNEW DELHIDL110001IN

UNSECURED LOANS

PARTICULARS	31.03.2017 (INR In Million)	31.03.2016 (INR In Million)
LONG-TERM BORROWINGS		
Loans and advances from directors	134.875	146.241
Total	134.875	146.241

GENERAL INFORMATION

The company is engaged in manufacturing EPS Thermocol packaging material as well as used as components in Electronics consumer durables. EITPL is ISO 9001(2008) and ISO 14001 registered company

CONTINGENT LIABILITIES:

Particulars	31.03.2017 (INR In Million)	31.03.2016 (INR In Million)
Bank Guarantee	7.500	5.000
Letter of Credit	84.830	77.985

FIXED ASSETS:

- Land
- Buildings
- Plant and equipment
- Furniture and fixtures
- Vehicles

DISCLAIMER : This Report is **PRIVATE & CONFIDENTIAL** and it is prepared at the request of and for its use by the Subscriber only. The Subscriber shall use the contents of the Report merely as an aid to its business. Mira Inform Private Limited ("MIPL") has collated information/data in the Report, which have not been verified unless otherwise specifically mentioned in the Report. The Subscriber shall independently verify the accuracy and correctness of the information/data before in any way acting upon the same. MIPL shall not be liable for any harm, injury, loss or damage caused to the Subscriber due to default by the Subscriber's debtors/beneficiaries in fulfilling their obligations of any nature whatsoever. This Report or any of its portion shall not be used as a documentary evidence or otherwise before any investigative agencies or forum of law. This Report is confidential and proprietary to MIPL. The Subscriber and/or any other person(s) may not reproduce, publish or disclose any of the contents of the Report to others without the express authorization of MIPL. This Report is prepared and issued to the Subscriber without any risk, responsibility or liability on the part of MIPL or its officials.



MIRA INFORM PRIVATE LIMITED
605, Palmspring, Near D'Mart, Link Road,
Malad (West), Mumbai - 400 064. INDIA
Tel : 91-22-40448000 (44 lines)
Fax : 91-22-40448045 / 40448046
E-mail : mira@mirainform.com
info@mirainform.com
Website : <http://www.mirainform.com>
<http://www.miraglobalcheck.com>
<http://www.miraglobalcollections.com>

- Office equipment
- Computer equipment's

DISCLAIMER : This Report is **PRIVATE & CONFIDENTIAL** and it is prepared at the request of and for its use by the Subscriber only. The Subscriber shall use the contents of the Report merely as an aid to its business. Mira Inform Private Limited ("MIPL") has collated information/data in the Report, which have not been verified unless otherwise specifically mentioned in the Report. The Subscriber shall independently verify the accuracy and correctness of the information/data before in any way acting upon the same. MIPL shall not be liable for any harm, injury, loss or damage caused to the Subscriber due to default by the Subscriber's debtors/beneficiaries in fulfilling their obligations of any nature whatsoever. This Report or any of its portion shall not be used as a documentary evidence or otherwise before any investigative agencies or forum of law. This Report is confidential and proprietary to MIPL. The Subscriber and/or any other person(s) may not reproduce, publish or disclose any of the contents of the Report to others without the express authorization of MIPL. This Report is prepared and issued to the Subscriber without any risk, responsibility or liability on the part of MIPL or its officials.

CMT REPORT (Corruption, Money Laundering & Terrorism]

The Public Notice information has been collected from various sources including but not limited to: ***The Courts, India Prisons Service, Interpol, etc.***

1] INFORMATION ON DESIGNATED PARTY

No records exist designating subject or any of its beneficial owners, controlling shareholders or senior officers as terrorist or terrorist organization or whom notice had been received that all financial transactions involving their assets have been blocked or convicted, found guilty or against whom a judgement or order had been entered in a proceedings for violating money-laundering, anti-corruption or bribery or international economic or anti-terrorism sanction laws or whose assets were seized, blocked, frozen or ordered forfeited for violation of money laundering or international anti-terrorism laws.

2] Court Declaration :

No records exist to suggest that subject is or was the subject of any formal or informal allegations, prosecutions or other official proceeding for making any prohibited payments or other improper payments to government officials for engaging in prohibited transactions or with designated parties.

3] Asset Declaration :

No records exist to suggest that the property or assets of the subject are derived from criminal conduct or a prohibited transaction.

4] Record on Financial Crime :

Charges or conviction registered against subject: **None**

5] Records on Violation of Anti-Corruption Laws :

Charges or investigation registered against subject: **None**

6] Records on Int'l Anti-Money Laundering Laws/Standards :

Charges or investigation registered against subject: **None**

7] Criminal Records

No available information exist that suggest that subject or any of its principals have been formally charged or convicted by a competent governmental authority for any financial crime or under any formal investigation by a competent government authority for any violation of anti-corruption laws or international anti-money laundering laws or standard.

8] Affiliation with Government :

No record exists to suggest that any director or indirect owners, controlling shareholders, director, officer or employee of the company is a government official or a family member or close business associate of a Government official.

9] Compensation Package :

Our market survey revealed that the amount of compensation sought by the subject is fair and reasonable and comparable to compensation paid to others for similar services.

- 10] **Press Report :**
No press reports / filings exists on the subject.

CORPORATE GOVERNANCE

MIRA INFORM as part of its Due Diligence do provide comments on Corporate Governance to identify management and governance. These factors often have been predictive and in some cases have created vulnerabilities to credit deterioration.

Our Governance Assessment focuses principally on the interactions between a company's management, its Board of Directors, Shareholders and other financial stakeholders.

CONTRAVENTION

Subject is not known to have contravened any existing local laws, regulations or policies that prohibit, restrict or otherwise affect the terms and conditions that could be included in the agreement with the subject.

FOREIGN EXCHANGE RATES

Currency	Unit	INR
US Dollar	1	INR 71.85
UK Pound	1	INR 95.15
Euro	1	INR 84.68

INFORMATION DETAILS

Information Gathered by :	SHW
Analysis Done by :	VIK
Report Prepared by :	ARC

SCORE FACTORS

DEMERIT POINTS		
--BANK CHARGES	YES/NO	YES
--LITIGATION	YES/NO	NO
--OTHER ADVERSE INFORMATION	YES/NO	NO
MERIT POINTS		
--SOLE DISTRIBUTORSHIP	YES/NO	NO
--EXPORT ACTIVITIES	YES/NO	NO
--AFFILIATION	YES/NO	YES
--LISTED	YES/NO	NO
--OTHER MERIT FACTORS	YES/NO	YES

RATING EXPLANATIONS

Credit Rating	Explanation	Rating Comments
A++	Minimum Risk	Business dealings permissible with minimum risk of default
A+	Low Risk	Business dealings permissible with low risk of default
A	Acceptable Risk	Business dealings permissible with moderate risk of default
B	Medium Risk	Business dealings permissible on a regular monitoring basis
C	Medium High Risk	Business dealings permissible preferably on secured basis
D	High Risk	Business dealing not recommended or on secured terms only
NB	New Business	No recommendation can be done due to business in infancy stage
NT	No Trace	No recommendation can be done as the business is not traceable

NB is stated where there is insufficient information to facilitate rating. However, it is not to be considered as unfavourable.

This score serves as a reference to assess SC's credit risk and to set the amount of credit to be extended. It is calculated from a composite of weighted scores obtained from each of the major sections of this report. The assessed factors are as follows:

- Financial condition covering various ratios
- Company background and operations size
- Promoters / Management background
- Payment record
- Litigation against the subject
- Industry scenario / competitor analysis
- Supplier / Customer / Banker review (wherever available)