

MIRA INFORM REPORT

Report No. :	531413
Report Date :	24.09.2018

IDENTIFICATION DETAILS

Name :	JAKSON LIMITED (w.e.f. 26.05.2010)
Formerly Known As :	JANKSONS LIMITED
Registered Office :	626, Sixth Floor, Tower – A, DLF Tower, Jasola, New Delhi – 110044
Tel. No.:	91-11-65457615-17
Country :	India
Financials (as on) :	31.03.2017
Date of Incorporation :	13.07.1997
CIN No.: [Company Identification No.]	U74899DL1997PLC088808
Capital Investment / Paid-up Capital :	INR 102.488 Million
PAN No.: [Permanent Account No.]	AAACJ5347C
GSTN : [Goods & Service Tax Registration No.]	01AAACJ5347C1Z7
Legal Form :	A Closely Held Public Limited Liability Company
Line of Business :	Subject predominantly relates to Manufacturer of Gensets and Parts thereof used for various applications such as Agriculture, Industrial, Stationery Power Plants, Construction Equipments etc. and undertakes Engineering, Procurement, and Construction (EPC) where all activities from design, procurement, construction, to commissioning and handover of the project to the End-User and also Trading of Solar Photovoltaic Modules and their Spare Parts. (Registered activity)
No. of Employees :	Information declined by the management

RATING & COMMENTS

(Mira Inform has adopted New Rating mechanism w.e.f. 23rd January 2017)

MIRA's Rating :

A+

Credit Rating	Explanation	Rating Comments
A+	Low Risk	Business dealings permissible with low risk of default

Status :	Excellent
Payment Behaviour :	Regular
Litigation :	Clear
Comments :	<p>Subject was incorporated in the year 1997. It is engaged in manufacturing of Cummins – Jakson silent diesel generator sets and gas generating sets and state-of-the-art acoustic enclosures for various applications.</p> <p>As per the financial records of 2017, the company has earned a satisfactory growth of 37.52% in its revenue as compared to the previous year and has reported an average profitability margin of 5.34%.</p> <p>Rating is constrained on account of strong financial position marked by sound net worth base along with negligible debt balance sheet profile and adequate liquidity position.</p> <p>Rating also takes into consideration the company's good Earnings Per Share (EPS) of INR 2619.2 as against its Face Value (FV) of INR 10.</p> <p>Business is active. Payment seems to be regular.</p> <p>In view of aforesaid, the company can be considered for business dealings at usual trade terms and condition.</p>

NOTES :

Any query related to this report can be made on e-mail : infodept@mirainform.com while quoting report number, name and date.

ECGC Country Risk Classification List

Country Name	Previous Rating (31.12.2017)	Current Rating (01.04.2018)
India	A1	A1

Risk Category	ECGC Classification
Insignificant	A1
Low Risk	A2

DISCLAIMER : This Report is **PRIVATE & CONFIDENTIAL** and it is prepared at the request of and for its use by the Subscriber only. The Subscriber shall use the contents of the Report merely as an aid to its business. Mira Inform Private Limited ("MIPL") has collated information/data in the Report, which have not been verified unless otherwise specifically mentioned in the Report. The Subscriber shall independently verify the accuracy and correctness of the information/data before in any way acting upon the same. MIPL shall not be liable for any harm, injury, loss or damage caused to the Subscriber due to default by the Subscriber's debtors/beneficiaries in fulfilling their obligations of any nature whatsoever. This Report or any of its portion shall not be used as a documentary evidence or otherwise before any investigative agencies or forum of law. This Report is confidential and proprietary to MIPL. The Subscriber and/or any other person(s) may not reproduce, publish or disclose any of the contents of the Report to others without the express authorization of MIPL. This Report is prepared and issued to the Subscriber without any risk, responsibility or liability on the part of MIPL or its officials.

Moderately Low Risk	B1
Moderate Risk	B2
Moderately High Risk	C1
High Risk	C2
Very High Risk	D

EXTERNAL AGENCY RATING

Rating Agency Name	CARE
Rating	Long Term Loans = AA-
Rating Explanation	High degree of safety and very low credit risk.
Date	06.04.2018

Rating Agency Name	CARE
Rating	Short Term Loans = A1+
Rating Explanation	Very strong degree of safety and carry lowest credit risk.
Date	06.04.2018

RBI DEFAULTERS' LIST STATUS

Subject's name is not enlisted as a defaulter in the publicly available RBI Defaulters' list.

EPF (Employee Provident Fund) DEFAULTERS' LIST STATUS

Subject's name is not enlisted as a defaulter in the publicly available EPF (Employee Provident Fund) Defaulters' list as of 31-03-2018.

BIFR (Board for Industrial & Financial Reconstruction) LISTING STATUS

Subject's name is not listed as a Sick Unit in the publicly available BIFR (Board for Industrial & Financial Reconstruction) list as of 24.09.2018

IBBI (Insolvency and Bankruptcy Board of India) LISTING STATUS

Subject's name is not listed in the publicly available IBBI (Insolvency and Bankruptcy Board of India) list as of report date.

INFORMATION DENIED BY

Name :	Mr. Rajan Kapathi
Designation :	Vice President

DISCLAIMER : This Report is **PRIVATE & CONFIDENTIAL** and it is prepared at the request of and for its use by the Subscriber only. The Subscriber shall use the contents of the Report merely as an aid to its business. Mira Inform Private Limited ("MIPL") has collated information/data in the Report, which have not been verified unless otherwise specifically mentioned in the Report. The Subscriber shall independently verify the accuracy and correctness of the information/data before in any way acting upon the same. MIPL shall not be liable for any harm, injury, loss or damage caused to the Subscriber due to default by the Subscriber's debtors/beneficiaries in fulfilling their obligations of any nature whatsoever. This Report or any of its portion shall not be used as a documentary evidence or otherwise before any investigative agencies or forum of law. This Report is confidential and proprietary to MIPL. The Subscriber and/or any other person(s) may not reproduce, publish or disclose any of the contents of the Report to others without the express authorization of MIPL. This Report is prepared and issued to the Subscriber without any risk, responsibility or liability on the part of MIPL or its officials.

JAKSON LIMITED - 531413

PAGE NO. : 4

Contact No.:	91-9958593091
Date :	22.09.2018

Tel. No.: 91-11-65457615 – Incorrect Number

Mobile No.: 91-9818224076 - Ringing

LOCATIONS

Registered Office :	626, Sixth Floor, Tower – A, DLF Tower, Jasola, New Delhi – 110044, India
Tel. No.:	91-11-65457615-17
Mobile No.:	91-9958593091 (Mr. Rajan Kapathi) 91-9818224076 (Mr. Manas Ray)
Fax No.:	91-11-46130573
E-Mail :	s.sundaresan@jakson.com bfmodi@gmail.com sameer.gupta@jakcon.com rakesh.sharma@jakson.com rajib.rontray@jakson.com jaksondelhi@jakson.com secretarial.jakson@gmail.com secretarial@jakson.com info@jakson.com chandan.das@jakson.com
Headquarter / Corporate Office :	A-43, Phase II (Extension), Noida - 201 305, Uttar Pradesh, India
Tel. No.:	91-120-4302600/ 4740233/ 4526100
Fax No.:	91-120-4302646
E-Mail :	info@jakson.com
Website:	www.jakson.com
Branch Office :	Flat No. 804 and 805, 8th Floor, Manjeera Trinity Corporate, Beside Manjeera Mall, Sy. No. 1050 S2A, E Seva Lane, KPHB Phase 3, Kukatpally, Hyderabad – 500072, Telangana, India
Factory1:	100 Percent Eou, Plot No 1 To 4A, IID Centre, Gov Kathua - 184102, Jammu Kashmir, India
Factory 2:	Plot No. 5A To 10 A and 6B IID Centre, Govind Sar Kathua – 184102, Jammu Kashmir, India
Regional Office :	Plot No. 1306-1309, Kanpur Unnao Road, Magarwara, Unnao – 209862, Uttar Pradesh, India
International Office :	Located at:

DISCLAIMER : This Report is **PRIVATE & CONFIDENTIAL** and it is prepared at the request of and for its use by the Subscriber only. The Subscriber shall use the contents of the Report merely as an aid to its business. Mira Inform Private Limited ("MIPL") has collated information/data in the Report, which have not been verified unless otherwise specifically mentioned in the Report. The Subscriber shall independently verify the accuracy and correctness of the information/data before in any way acting upon the same. MIPL shall not be liable for any harm, injury, loss or damage caused to the Subscriber due to default by the Subscriber's debtors/beneficiaries in fulfilling their obligations of any nature whatsoever. This Report or any of its portion shall not be used as a documentary evidence or otherwise before any investigative agencies or forum of law. This Report is confidential and proprietary to MIPL. The Subscriber and/or any other person(s) may not reproduce, publish or disclose any of the contents of the Report to others without the express authorization of MIPL. This Report is prepared and issued to the Subscriber without any risk, responsibility or liability on the part of MIPL or its officials.

	<ul style="list-style-type: none"> • Dubai • Nepal • Bangladesh • Singapore
Domestic Regional Office :	Located at: <ul style="list-style-type: none"> • Hyderabad • Bhubaneswar • Kanpur • Kolkata • Mumbai

DIRECTORS

As on 31.03.2018

Name :	Mr. Sameer Gupta
Designation :	Managing Director
Address :	19/49, Punjabi Bagh – 110026, New Delhi, India
Date of Birth / Age :	11.12.1966
Qualification :	B.E(Electronics)
Date of Appointment :	01.04.2007
PAN No.:	AADPG8131D
DIN No.:	00513925

Other Directorship:

CIN/FCRN	Company Name	Begin Date	End Date
U27106DL2005PTC133973	R M G ISPAT AND ALLOYS PRIVATE LIMITED	07/09/2016	-
U29220DL2010PTC201302	JAKSON ENTERPRISES PRIVATE LIMITED	08/04/2010	-
U40101DL2011PTC220425	JAKSON POWER PRIVATE LIMITED	07/06/2011	-
U45200DL2013PTC249949	ZEST RESIDENCY PRIVATE LIMITED	28/03/2013	-
U45200DL2013PTC249959	ZEST VILLAS PRIVATE LIMITED	28/03/2013	-
U45201DL2005PTC139351	ROOPAK INFRASTRUCTURE PRIVATE LIMITED	30/09/2008	-
U45201DL2006PTC145579	KONARK BUILDWELL PRIVATE LIMITED	30/01/2006	-
U45201DL2006PTC145584	ASCOT PROJECTS PRIVATE LIMITED	30/01/2006	-
U45400DL2011PTC220658	KONARK DWELLING PRIVATE LIMITED	09/06/2011	-
U45400DL2012PTC243040	ECO TOWERS PRIVATE LIMITED	01/10/2012	-

Name :	Mr. Satish Kumar Gupta
Designation :	Director
Address :	19/49, Punjabi Bagh - 110026, New Delhi, India
Date of Appointment :	13.07.1997
DIN No.:	00513975

Other Directorship:

CIN/FCRN	Company Name	Begin	End
----------	--------------	-------	-----

DISCLAIMER : This Report is **PRIVATE & CONFIDENTIAL** and it is prepared at the request of and for its use by the Subscriber only. The Subscriber shall use the contents of the Report merely as an aid to its business. Mira Inform Private Limited ("MIPL") has collated information/data in the Report, which have not been verified unless otherwise specifically mentioned in the Report. The Subscriber shall independently verify the accuracy and correctness of the information/data before in any way acting upon the same. MIPL shall not be liable for any harm, injury, loss or damage caused to the Subscriber due to default by the Subscriber's debtors/beneficiaries in fulfilling their obligations of any nature whatsoever. This Report or any of its portion shall not be used as a documentary evidence or otherwise before any investigative agencies or forum of law. This Report is confidential and proprietary to MIPL. The Subscriber and/or any other person(s) may not reproduce, publish or disclose any of the contents of the Report to others without the express authorization of MIPL. This Report is prepared and issued to the Subscriber without any risk, responsibility or liability on the part of MIPL or its officials.

		Date	Date
U65990MH1994PTC077115	KALPESHA INVESTMENTS PRIVATE LIMITED	12/01/2009	-
U70102DL2008PTC177094	EMIRATES INFRAPROJECTS PRIVATE LIMITED	23/04/2008	-
U74210DL1981PLC011261	JAKSON ENGINEERS LIMITED	01/04/2011	-
Name : Mr. Sundeep Gupta			
Designation : Whole Time Director			
Address : 19/49, Punjabi Bagh - 110026, New Delhi, India			
Date of Birth / Age : 09.04.1968			
Qualification : B.E in computer Science			
Date of Appointment : 01.04.2007			
PAN No.: AADPG8124E			
DIN No.: 00514034			
Other Directorship:			
CIN/FCRN	Company Name	Begin Date	End Date
U27106DL2005PTC133973	R M G ISPAT AND ALLOYS PRIVATE LIMITED	07/09/2016	-
U29220DL2010PTC201302	JAKSON ENTERPRISES PRIVATE LIMITED	08/04/2010	-
U40101DL2011PTC220425	JAKSON POWER PRIVATE LIMITED	07/06/2011	-
U45200DL2013PTC249949	ZEST RESIDENCY PRIVATE LIMITED	28/03/2013	-
U45200DL2013PTC249959	ZEST VILLAS PRIVATE LIMITED	28/03/2013	-
U45201DL2005PTC139317	SARVAPRIYA REALTORS PRIVATE LIMITED	30/09/2008	-
U45201DL2005PTC139351	ROOPAK INFRASTRUCTURE PRIVATE LIMITED	30/09/2008	-
U45201DL2006PTC145584	ASCOT PROJECTS PRIVATE LIMITED	30/01/2006	-
U45400DL2011PTC220659	KONARK RESIDENCY PRIVATE LIMITED	09/06/2011	-
U45400DL2011PTC220660	KONARK HEIGHTS PRIVATE LIMITED	09/06/2011	-
Name : Mr. Jagjeet Singh Deswal			
Designation : Additional Director			
Address : B-318, Ground Floor Saraswati Vihar, North West District, New Delhi – 110034, India			
Date of Appointment : 10.03.2017			
DIN No.: 07386612			
Other Directorship:			
CIN/FCRN	Company Name	Begin Date	End Date
U67100DL2014PTC273656	SAARE E-SERVICES PRIVATE LIMITED	30/11/2016	-
U74210DL1981PLC011261	JAKSON ENGINEERS LIMITED	10/03/2017	-
Name : Mr. Debashish Mazumdar			
Designation : Director			
Address : B-150, Freedom Fighter Enclave Neb Sarai, Ignou Road, New Delhi – 110068, India			
Date of Appointment : 10.03.2017			
DIN No.: 00119396			
Other Directorship:			
CIN/FCRN	Company Name	Begin Date	End Date

JAKSON LIMITED - 531413

PAGE NO. : 7

U74210DL1981PLC011261	JAKSON ENGINEERS LIMITED	10/03/2017	-
U29254MH1975PTC018083	SEFTECH INDIA PRIVATE LIMITED	01/01/2016	-
U24232WB1957PLC023528	DEY'S MEDICAL STORE (MANUFACTURING) LTD.	23/09/2016	-
Name : Ms. Taniya Nandi			
Designation : Additional Director			
Address : Flat No-248, Poket-J Sarita Vihar, Delhi – 110076, India			
Date of Appointment : 07.02.2018			
DIN No.: 08007950			
Other Directorship:			
CIN/FCRN	Company Name	Begin Date	End Date
U74210DL1981PLC011261	JAKSON ENGINEERS LIMITED	07/02/2018	-

KEY EXECUTIVES

Name :	Mr. Rajan Kapathi
Designation :	Vice President
Name :	Mr. Chandan Kumar Das
Designation :	Territory Manager / Sales and Marketing
Name :	Mr. Rajib Kumar Routray
Designation :	Company Secretary
Address :	310-C, Shipra Suncity, Vaibhav Khand Regal Block, Indirapuram, District Ghaziabad – 201010, Uttar Pradesh, India
Date of Appointment :	30.10.2017
PAN No.:	ADPPR0495J
Name :	Mr. Pushpendra Kumar Bansal
Designation :	Chief Finance Officer
Address :	House No. 1025, Sector-28, Faridabad - 121008, Haryana, India
Date of Appointment :	30.10.2017
PAN No.:	AHEPB4117E

MAJOR SHAREHOLDERS / SHAREHOLDING PATTERN

As on 31.03.2017

Names of Shareholders	No. of Shares
Sameer Gupta	50210
Sundeeep Gupta	50200
Satish Kumar Gupta	99510
Savita Gupta	50010
Anita Gupta	10
Raghav Gupta	10

DISCLAIMER : This Report is **PRIVATE & CONFIDENTIAL** and it is prepared at the request of and for its use by the Subscriber only. The Subscriber shall use the contents of the Report merely as an aid to its business. Mira Inform Private Limited ("MIPL") has collated information/data in the Report, which have not been verified unless otherwise specifically mentioned in the Report. The Subscriber shall independently verify the accuracy and correctness of the information/data before in any way acting upon the same. MIPL shall not be liable for any harm, injury, loss or damage caused to the Subscriber due to default by the Subscriber's debtors/beneficiaries in fulfilling their obligations of any nature whatsoever. This Report or any of its portion shall not be used as a documentary evidence or otherwise before any investigative agencies or forum of law. This Report is confidential and proprietary to MIPL. The Subscriber and/or any other person(s) may not reproduce, publish or disclose any of the contents of the Report to others without the express authorization of MIPL. This Report is prepared and issued to the Subscriber without any risk, responsibility or liability on the part of MIPL or its officials.

Bharat Gupta		10
Dananjay Prabhakar Nadkarni		10
Total		249970

LIST OF ALLOTTEES

As 30.10.2017

Names of Allottees		No. of Shares
Satish Kumar Gupta		3980400
Sameer Gupta		2008400
Sundeep Gupta		2008000
Savita Gupta		2000400
Anita Gupta		400
Dananjay Prabhakar Nadkarni		400
Bharat Gupta		400
Raghav Gupta		400
Total		9998800

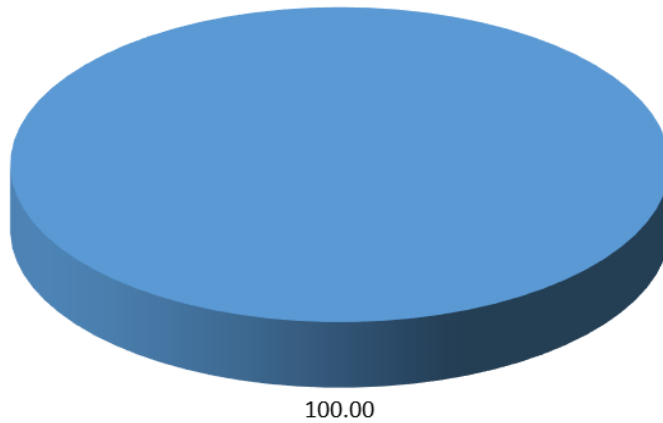
Equity Share Break up (Percentage of Total Equity)

As on 29.09.2017

Category	Percentage
Promoter - (Individual/ Hindu Undivided Family – Indian)	100.00
Total	100.00

Share holding pattern

■ Promoter - (Individual/ Hindu Undivided Family – Indian)



BUSINESS DETAILS

Line of Business :	Subject predominantly relates to Manufacturer of Gensets and Parts thereof used for various applications such as Agriculture, Industrial, Stationery Power Plants, Construction Equipments etc. and undertakes Engineering, Procurement, and Construction (EPC) where all activities from design, procurement, construction, to commissioning and handover of the project to the End-User and also Trading of Solar Photovoltaic Modules and their Spare Parts. (Registered activity)	
Products :	Item Code No.	Product Description
	99611896	Manufacturing of: i. Commercial Gensets ii. Panels iii. Solar Products
	99873600	i. Engineering procurement contracting ii. Power solutions distribution business iii. Oil and Gas Business
	NIC Code of the Product/service	Product Description

DISCLAIMER : This Report is **PRIVATE & CONFIDENTIAL** and it is prepared at the request of and for its use by the Subscriber only. The Subscriber shall use the contents of the Report merely as an aid to its business. Mira Inform Private Limited ("MIPL") has collated information/data in the Report, which have not been verified unless otherwise specifically mentioned in the Report. The Subscriber shall independently verify the accuracy and correctness of the information/data before in any way acting upon the same. MIPL shall not be liable for any harm, injury, loss or damage caused to the Subscriber due to default by the Subscriber's debtors/beneficiaries in fulfilling their obligations of any nature whatsoever. This Report or any of its portion shall not be used as a documentary evidence or otherwise before any investigative agencies or forum of law. This Report is confidential and proprietary to MIPL. The Subscriber and/or any other person(s) may not reproduce, publish or disclose any of the contents of the Report to others without the express authorization of MIPL. This Report is prepared and issued to the Subscriber without any risk, responsibility or liability on the part of MIPL or its officials.

	27102 27104	Manufacturing of: i. Commercial Gensets ii. Panels and enclosures
	71100 35109	Services: i. Engineering procurement contracting ii. Power solutions distribution business
	46593	Trading of: i. Solar Photovoltaic Modules ii. Spare Parts
Brand Names :	Not Available	
Agencies Held :	Not Available	
Exports :	Not Divulged	
Imports :	Not Divulged	
Terms :	Not Divulged	

PRODUCTION STATUS NOT AVAILABLE

GENERAL INFORMATION

Suppliers :	Reference :	Not Divulged
	Name of the Person :	--
	Contact No.:	--
	Since How Long Known :	--
	Maximum Limit Dealt :	--
	Experience :	--
	Remark:	--
Customers :	Reference :	Not Divulged
	Name of the Person :	--
	Contact No.:	--
	Since How Long Known :	--
	Maximum Limit Dealt :	--
	Experience :	--
	Remark:	--
No. of Employees :	Information declined by the management	
Bankers :	Bank Name	HDFC Bank Limited
	Branch	HDFC Bank House, Senapati Bapat

DISCLAIMER : This Report is **PRIVATE & CONFIDENTIAL** and it is prepared at the request of and for its use by the Subscriber only. The Subscriber shall use the contents of the Report merely as an aid to its business. Mira Inform Private Limited ("MIPL") has collated information/data in the Report, which have not been verified unless otherwise specifically mentioned in the Report. The Subscriber shall independently verify the accuracy and correctness of the information/data before in any way acting upon the same. MIPL shall not be liable for any harm, injury, loss or damage caused to the Subscriber due to default by the Subscriber's debtors/beneficiaries in fulfilling their obligations of any nature whatsoever. This Report or any of its portion shall not be used as a documentary evidence or otherwise before any investigative agencies or forum of law. This Report is confidential and proprietary to MIPL. The Subscriber and/or any other person(s) may not reproduce, publish or disclose any of the contents of the Report to others without the express authorization of MIPL. This Report is prepared and issued to the Subscriber without any risk, responsibility or liability on the part of MIPL or its officials.

		Marg, Lower Parel West, Mumbai – 400013, Maharashtra, India
Person Name (With Designation)	--	
Contact Number	--	
Name of Account Holder	--	
Account Number	--	
Account Since (Date/Year of Account Opening)	--	
Average Balance Maintained (If Possible)	--	
Credit Facilities Enjoyed (If any)	--	
Account Operation	--	
Remarks (If any)	--	

Facilities :	Secured Loan	31.03.2017	31.03.2016
		(INR in Million)	(INR in Million)
	Long-term Borrowings		
	Rupee term loans from banks	8.673	10.247
	Short-term Borrowings		
	Working capital loans from banks	389.328	449.210
	Total	398.001	459.457

Financial Institutions :	Kotak Mahindra Prime Limited, 27 BKC, C 27, G Block Bandra Kurla Complex, Bandra (East), Mumbai – 400051, Maharashtra, India
Auditors :	
Name :	Walker, Chandiok and Company LLP Chartered Accountants
Address :	L - 41, Connaught Circus, New Delhi-110001, India
Income-tax PAN of auditor or auditor's firm :	AAAFW4298E
Memberships :	Not Available
Collaborators :	Not Available
Subsidiaries :	<ul style="list-style-type: none"> • Jakson Enterprises Private Limited, India U29220DL2010PTC201302 • Jakson Hospitality Private Limited, India U55101DL2011PTC227949 • Zest Residency Private Limited, India U45200DL2013PTC249949

	<ul style="list-style-type: none"> Zest Villas Private Limited, India U45200DL2013PTC249959 Zest Hightech Private Limited, India U45400DL2013PTC251342 Zest Dwellings Private Limited, India U45200DL2013PTC251422 Ascot Infraprojects Private Limited, India U70109DL2013PTC262075 Ascot Infrastructure Private Limited, India U55100DL2006PTC145580 Konark Dwelling Private Limited, India U45400DL2011PTC220658 Ascot Buildtech Private Limited, India U45400DL2013PTC251339
Sale of goods and services and Purchase of goods and services and Loan repay back during the year and Expenditure incurred by the company on behalf of:	<ul style="list-style-type: none"> Jakson Engineers Limited, India U74210DL1981PLC011261
Expenditure incurred by the company on behalf of:	<ul style="list-style-type: none"> Jakson Power Private Limited, India U40101DL2011PTC220425
Rental paid:	<ul style="list-style-type: none"> Hemangi Vyapar Private Limited, India U51219DL1995PTC334024 Sand Properties Private Limited, India U70101DL1997PTC334025

CAPITAL STRUCTURE

After 29.09.2017

Authorised Capital :

No. of Shares	Type	Value	Amount
10500000	Equity Shares	INR 10/- each	INR 105.000 Million

DISCLAIMER : This Report is **PRIVATE & CONFIDENTIAL** and it is prepared at the request of and for its use by the Subscriber only. The Subscriber shall use the contents of the Report merely as an aid to its business. Mira Inform Private Limited ("MIPL") has collated information/data in the Report, which have not been verified unless otherwise specifically mentioned in the Report. The Subscriber shall independently verify the accuracy and correctness of the information/data before in any way acting upon the same. MIPL shall not be liable for any harm, injury, loss or damage caused to the Subscriber due to default by the Subscriber's debtors/beneficiaries in fulfilling their obligations of any nature whatsoever. This Report or any of its portion shall not be used as a documentary evidence or otherwise before any investigative agencies or forum of law. This Report is confidential and proprietary to MIPL. The Subscriber and/or any other person(s) may not reproduce, publish or disclose any of the contents of the Report to others without the express authorization of MIPL. This Report is prepared and issued to the Subscriber without any risk, responsibility or liability on the part of MIPL or its officials.

Issued, Subscribed & Paid-up Capital :

No. of Shares	Type	Value	Amount
10248770	Equity Shares	INR 10/- each	INR 102.488 Million

As on 31.03.2017

Authorised Capital :

No. of Shares	Type	Value	Amount
1000000	Equity Shares	INR 10/- each	INR 10.000 Million

Issued, Subscribed & Paid-up Capital :

No. of Shares	Type	Value	Amount
249970	Equity Shares	INR 10/- each	INR 2.500 Million

FINANCIAL DATA
[all figures are in INR Million]

ABRIDGED BALANCE SHEET

SOURCES OF FUNDS	31.03.2017	31.03.2016	31.03.2015
I. EQUITY AND LIABILITIES			
(1) Shareholders' Funds			
(a) Share Capital	2.500	2.500	2.500
(b) Reserves & Surplus	5935.009	5280.322	4606.476
(c) Money received against share warrants	0.000	0.000	0.000
(2) Share Application money pending allotment	0.000	0.000	0.000
Total Shareholders' Funds (1) + (2)	5937.509	5282.822	4608.976
(3) Non-Current Liabilities			
(a) long-term borrowings	8.673	10.247	0.000
(b) Deferred tax liabilities (Net)	0.000	0.000	0.000
(c) Other long term liabilities	4.050	28.840	0.535
(d) long-term provisions	63.650	38.482	30.670
Total Non-current Liabilities (3)	76.373	77.569	31.205
(4) Current Liabilities			
(a) Short term borrowings	389.328	449.210	79.694
(b) Trade payables	1500.173	1415.000	871.917
(c) Other current liabilities	932.145	779.295	497.442
(d) Short-term provisions	4.407	1.488	1.913
Total Current Liabilities (4)	2826.053	2644.993	1450.966
TOTAL	8839.935	8005.384	6091.147
II. ASSETS			
(1) Non-current assets			
(a) Fixed Assets			
(i) Tangible assets	628.695	491.990	592.103
(ii) Intangible Assets	3.733	5.950	3.115
(iii) Capital work-in-progress	0.000	0.000	4.221
(iv) Intangible assets under development	0.000	0.750	0.000
(b) Non-current Investments	517.637	572.535	527.017
(c) Deferred tax assets (net)	199.841	202.452	18.739

DISCLAIMER : This Report is **PRIVATE & CONFIDENTIAL** and it is prepared at the request of and for its use by the Subscriber only. The Subscriber shall use the contents of the Report merely as an aid to its business. Mira Inform Private Limited ("MIPL") has collated information/data in the Report, which have not been verified unless otherwise specifically mentioned in the Report. The Subscriber shall independently verify the accuracy and correctness of the information/data before in any way acting upon the same. MIPL shall not be liable for any harm, injury, loss or damage caused to the Subscriber due to default by the Subscriber's debtors/beneficiaries in fulfilling their obligations of any nature whatsoever. This Report or any of its portion shall not be used as a documentary evidence or otherwise before any investigative agencies or forum of law. This Report is confidential and proprietary to MIPL. The Subscriber and/or any other person(s) may not reproduce, publish or disclose any of the contents of the Report to others without the express authorization of MIPL. This Report is prepared and issued to the Subscriber without any risk, responsibility or liability on the part of MIPL or its officials.

JAKSON LIMITED - 531413

PAGE NO. : 15

(d) Long-term Loan and Advances	91.500	0.473	383.633
(e) Other Non-current assets	460.583	518.001	0.000
Total Non-Current Assets	1901.989	1792.151	1528.828
(2) Current assets			
(a) Current investments	1368.771	1156.986	1436.955
(b) Inventories	1018.981	1087.771	612.469
(c) Trade receivables	3611.633	3405.380	2035.506
(d) Cash and cash equivalents	380.968	203.573	171.000
(e) Short-term loans and advances	3.865	28.038	277.860
(f) Other current assets	553.728	331.485	28.529
Total Current Assets	6937.946	6213.233	4562.319
TOTAL	8839.935	8005.384	6091.147

PROFIT & LOSS ACCOUNT

	PARTICULARS	31.03.2017	31.03.2016	31.03.2015
	SALES			
	Income	12269.583	8921.822	5555.139
	Other Income	252.136	286.613	224.562
	TOTAL	12521.719	9208.435	5779.701
Less	EXPENSES			
	Cost of Materials Consumed	8285.716	6749.712	3626.232
	Purchases of Stock-in-Trade	1218.914	0.000	1012.219
	Changes in inventories of finished goods, work-in-progress and Stock-in-Trade	(8.472)	(34.394)	(100.320)
	Employees benefits expense	625.404	567.638	477.185
	Prior period items before tax	0.000	0.000	43.308
	Other expenses	1388.134	1154.773	425.927
	TOTAL	11509.696	8437.729	5484.551
	PROFIT/ (LOSS) BEFORE INTEREST, TAX, DEPRECIATION AND AMORTISATION	1012.023	770.706	295.150
Less	FINANCIAL EXPENSES	78.783	49.808	36.953
	PROFIT / (LOSS) BEFORE TAX, DEPRECIATION AND AMORTISATION	933.240	720.898	258.197
Less/	DEPRECIATION/ AMORTISATION	91.184	88.326	91.880

DISCLAIMER : This Report is **PRIVATE & CONFIDENTIAL** and it is prepared at the request of and for its use by the Subscriber only. The Subscriber shall use the contents of the Report merely as an aid to its business. Mira Inform Private Limited ("MIPL") has collated information/data in the Report, which have not been verified unless otherwise specifically mentioned in the Report. The Subscriber shall independently verify the accuracy and correctness of the information/data before in any way acting upon the same. MIPL shall not be liable for any harm, injury, loss or damage caused to the Subscriber due to default by the Subscriber's debtors/beneficiaries in fulfilling their obligations of any nature whatsoever. This Report or any of its portion shall not be used as a documentary evidence or otherwise before any investigative agencies or forum of law. This Report is confidential and proprietary to MIPL. The Subscriber and/or any other person(s) may not reproduce, publish or disclose any of the contents of the Report to others without the express authorization of MIPL. This Report is prepared and issued to the Subscriber without any risk, responsibility or liability on the part of MIPL or its officials.

JAKSON LIMITED - 531413

PAGE NO. : 16

Add				
	PROFIT/ (LOSS) BEFORE TAX	842.056	632.572	166.317
Less	TAX	187.335	81.264	-45.356
	PROFIT/ (LOSS) AFTER TAX	654.721	551.308	211.673
	Earnings / (Loss) Per Share (INR)	2619.2	2205.5	846.79

CURRENT MATURITIES OF LONG TERM DEBT DETAILS

Particulars	31.03.2017	31.03.2016	31.03.2015
Current Maturities of Long term debt	10.064	6.831	0.000
Net cash flows from (used in) operations	729.013	(673.720)	1771.634
Net cash flows from (used in) operating activities	543.653	(767.880)	1728.029

KEY RATIOS

EFFICIENCY RATIOS

PARTICULARS	31.03.2017	31.03.2016	31.03.2015
Average Collection Days (Sundry Debtors / Income * 365 Days)	107.44	139.32	133.74
Account Receivables Turnover (Income / Sundry Debtors)	3.40	2.62	2.73
Average Payment Days (Sundry Creditors / Purchases * 365 Days)	57.61	76.52	68.61
Inventory Turnover (Operating Income / Inventories)	0.99	0.71	0.48
Asset Turnover (Operating Income / Net Fixed Assets)	1.60	1.55	0.49

LEVERAGE RATIOS

PARTICULARS	31.03.2017	31.03.2016	31.03.2015
Debt Ratio	0.32	0.33	0.24

DISCLAIMER : This Report is **PRIVATE & CONFIDENTIAL** and it is prepared at the request of and for its use by the Subscriber only. The Subscriber shall use the contents of the Report merely as an aid to its business. Mira Inform Private Limited ("MIPL") has collated information/data in the Report, which have not been verified unless otherwise specifically mentioned in the Report. The Subscriber shall independently verify the accuracy and correctness of the information/data before in any way acting upon the same. MIPL shall not be liable for any harm, injury, loss or damage caused to the Subscriber due to default by the Subscriber's debtors/beneficiaries in fulfilling their obligations of any nature whatsoever. This Report or any of its portion shall not be used as a documentary evidence or otherwise before any investigative agencies or forum of law. This Report is confidential and proprietary to MIPL. The Subscriber and/or any other person(s) may not reproduce, publish or disclose any of the contents of the Report to others without the express authorization of MIPL. This Report is prepared and issued to the Subscriber without any risk, responsibility or liability on the part of MIPL or its officials.

((Borrowing + Current Liabilities) / Total Assets)			
Debt Equity Ratio (Total Liability / Networth)	0.07	0.09	0.02
Current Liabilities to Networth (Current Liabilities / Net Worth)	0.48	0.50	0.31
Fixed Assets to Networth (Net Fixed Assets / Networth)	0.11	0.09	0.13
Interest Coverage Ratio (PBIT / Financial Charges)	12.85	15.47	7.99

PROFITABILITY RATIOS

PARTICULARS		31.03.2017	31.03.2016	31.03.2015
Net Profit Margin ((PAT / Sales) * 100)	%	5.34	6.18	3.81
Return on Total Assets ((PAT / Total Assets) * 100)	%	7.41	6.89	3.48
Return on Investment (ROI) ((PAT / Networth) * 100)	%	11.03	10.44	4.59

SOLVENCY RATIOS

PARTICULARS		31.03.2017	31.03.2016	31.03.2015
Current Ratio (Current Assets / Current Liabilities)		2.45	2.35	3.14
Quick Ratio ((Current Assets – Inventories) / Current Liabilities)		2.09	1.94	2.72
G-Score Ratio Financial (Networth / Total Assets)		0.67	0.66	0.76
G-Score Ratio Debt (Debts / Equity Capital)		163.23	186.52	31.88
G-Score Ratio Liquidity (Total Current Assets / Total Current Liabilities)		2.45	2.35	3.14

Total Liability = Short-term Debt + Long-term Debt + Current Maturities of Long-term debts

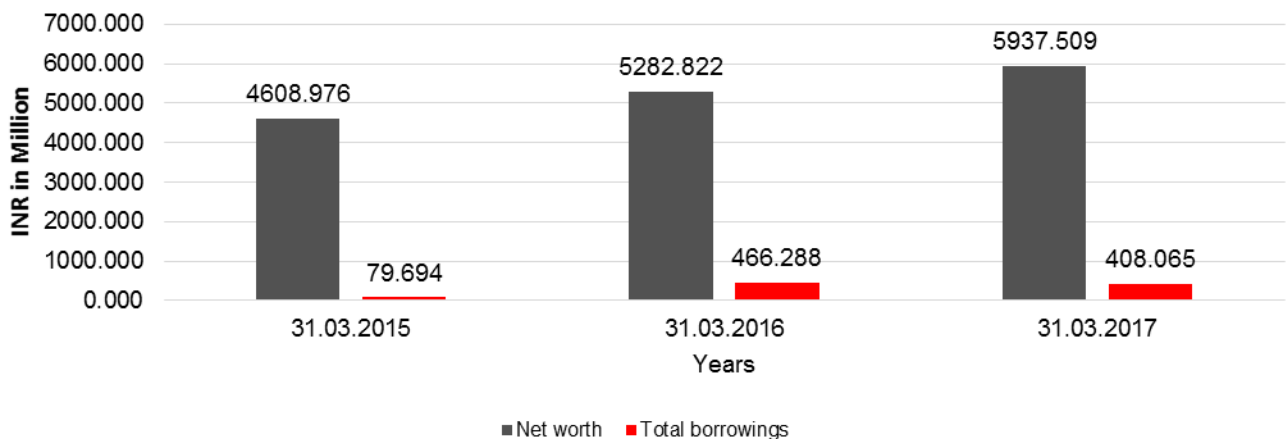
DISCLAIMER : This Report is **PRIVATE & CONFIDENTIAL** and it is prepared at the request of and for its use by the Subscriber only. The Subscriber shall use the contents of the Report merely as an aid to its business. Mira Inform Private Limited ("MIPL") has collated information/data in the Report, which have not been verified unless otherwise specifically mentioned in the Report. The Subscriber shall independently verify the accuracy and correctness of the information/data before in any way acting upon the same. MIPL shall not be liable for any harm, injury, loss or damage caused to the Subscriber due to default by the Subscriber's debtors/beneficiaries in fulfilling their obligations of any nature whatsoever. This Report or any of its portion shall not be used as a documentary evidence or otherwise before any investigative agencies or forum of law. This Report is confidential and proprietary to MIPL. The Subscriber and/or any other person(s) may not reproduce, publish or disclose any of the contents of the Report to others without the express authorization of MIPL. This Report is prepared and issued to the Subscriber without any risk, responsibility or liability on the part of MIPL or its officials.

FINANCIAL ANALYSIS
[all figures are INR Million]

DEBT EQUITY RATIO

Particular	31.03.2015	31.03.2016	31.03.2017
	INR In Million	INR In Million	INR In Million
Share Capital	2.500	2.500	2.500
Reserves & Surplus	4606.476	5280.322	5935.009
Share Application money pending allotment	0.000	0.000	0.000
Net worth	4608.976	5282.822	5937.509
Long Term borrowings	0.000	10.247	8.673
Short Term borrowings	79.694	449.210	389.328
Current Maturities of Long term debt	0.000	6.831	10.064
Total borrowings	79.694	466.288	408.065
Debt/Equity ratio	0.017	0.088	0.069

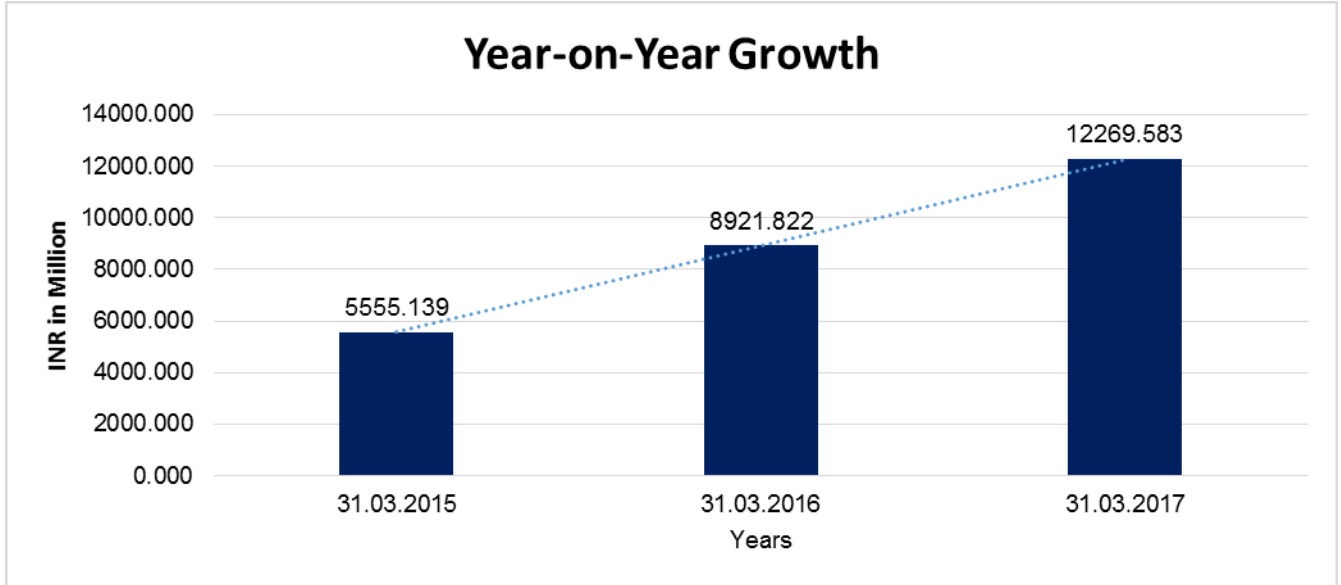
Debt to Equity



YEAR-ON-YEAR GROWTH

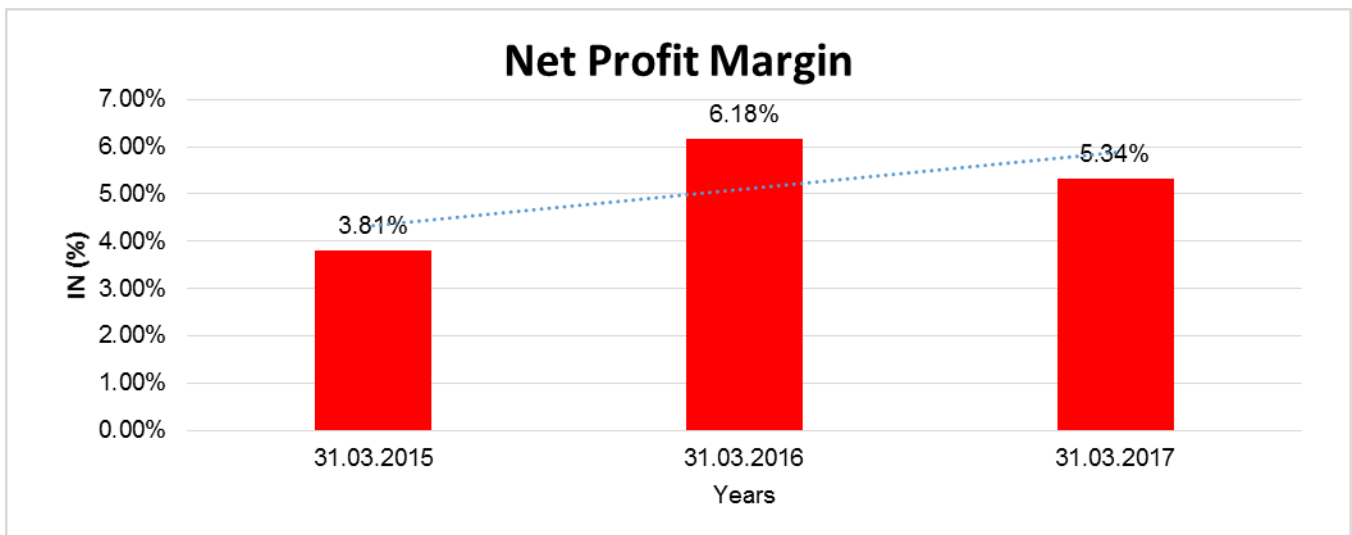
Year on Year Growth	31.03.2015	31.03.2016	31.03.2017
	INR In Million	INR In Million	INR In Million
Sales	5555.139	8921.822	12269.583
		60.605	37.523

DISCLAIMER : This Report is **PRIVATE & CONFIDENTIAL** and it is prepared at the request of and for its use by the Subscriber only. The Subscriber shall use the contents of the Report merely as an aid to its business. Mira Inform Private Limited ("MIPL") has collated information/data in the Report, which have not been verified unless otherwise specifically mentioned in the Report. The Subscriber shall independently verify the accuracy and correctness of the information/data before in any way acting upon the same. MIPL shall not be liable for any harm, injury, loss or damage caused to the Subscriber due to default by the Subscriber's debtors/beneficiaries in fulfilling their obligations of any nature whatsoever. This Report or any of its portion shall not be used as a documentary evidence or otherwise before any investigative agencies or forum of law. This Report is confidential and proprietary to MIPL. The Subscriber and/or any other person(s) may not reproduce, publish or disclose any of the contents of the Report to others without the express authorization of MIPL. This Report is prepared and issued to the Subscriber without any risk, responsibility or liability on the part of MIPL or its officials.



NET PROFIT MARGIN

Net Profit Margin	31.03.2015	31.03.2016	31.03.2017
	INR In Million	INR In Million	INR In Million
Sales	5555.139	8921.822	12269.583
Profit	211.673	551.308	654.721
	3.81%	6.18%	5.34%



DISCLAIMER : This Report is **PRIVATE & CONFIDENTIAL** and it is prepared at the request of and for its use by the Subscriber only. The Subscriber shall use the contents of the Report merely as an aid to its business. Mira Inform Private Limited ("MIPL") has collated information/data in the Report, which have not been verified unless otherwise specifically mentioned in the Report. The Subscriber shall independently verify the accuracy and correctness of the information/data before in any way acting upon the same. MIPL shall not be liable for any harm, injury, loss or damage caused to the Subscriber due to default by the Subscriber's debtors/beneficiaries in fulfilling their obligations of any nature whatsoever. This Report or any of its portion shall not be used as a documentary evidence or otherwise before any investigative agencies or forum of law. This Report is confidential and proprietary to MIPL. The Subscriber and/or any other person(s) may not reproduce, publish or disclose any of the contents of the Report to others without the express authorization of MIPL. This Report is prepared and issued to the Subscriber without any risk, responsibility or liability on the part of MIPL or its officials.

ABRIDGED BALANCE SHEET - (CONSOLIDATED)

SOURCES OF FUNDS		31.03.2017	31.03.2016
I. EQUITY AND LIABILITIES			
(1) Shareholders' Funds			
(a) Share Capital		2.500	2.500
(b) Reserves & Surplus		5807.485	5214.741
(c) Money received against share warrants		0.000	0.000
(2) Non Controlling		4.919	0.000
Total Shareholders' Funds (1) + (2)		5814.904	5217.241
(3) Non-Current Liabilities			
(a) long-term borrowings		539.770	486.658
(b) Deferred tax liabilities (Net)		0.000	0.000
(c) Other long term liabilities		4.050	28.840
(d) long-term provisions		71.673	44.553
Total Non-current Liabilities (3)		615.493	560.051
(4) Current Liabilities			
(a) Short term borrowings		1112.214	1167.726
(b) Trade payables		1533.044	1438.321
(c) Other current liabilities		1074.403	923.144
(d) Short-term provisions		4.744	1.835
Total Current Liabilities (4)		3724.405	3531.026
TOTAL		10154.802	9308.318
II. ASSETS			
(1) Non-current assets			
(a) Fixed Assets			
(i) Tangible assets		1047.683	960.054
(ii) Intangible Assets		4.522	7.221
(iii) Capital work-in-progress		6.796	5.194
(iv) Intangible assets under development		0.000	0.750
(v) Goodwill		17.077	17.077
(vi) Investment Property		1147.160	1154.591
(b) Non-current Investments		66.146	116.146
(c) Deferred tax assets (net)		276.015	292.359
(d) Long-term Loan and Advances		0.846	1.318
(e) Other Non-current assets		461.621	400.497
Total Non-Current Assets		3027.866	2955.207
(2) Current assets			
(a) Current investments		1380.587	1166.826
(b) Inventories		1095.595	1156.525

DISCLAIMER : This Report is **PRIVATE & CONFIDENTIAL** and it is prepared at the request of and for its use by the Subscriber only. The Subscriber shall use the contents of the Report merely as an aid to its business. Mira Inform Private Limited ("MIPL") has collated information/data in the Report, which have not been verified unless otherwise specifically mentioned in the Report. The Subscriber shall independently verify the accuracy and correctness of the information/data before in any way acting upon the same. MIPL shall not be liable for any harm, injury, loss or damage caused to the Subscriber due to default by the Subscriber's debtors/beneficiaries in fulfilling their obligations of any nature whatsoever. This Report or any of its portion shall not be used as a documentary evidence or otherwise before any investigative agencies or forum of law. This Report is confidential and proprietary to MIPL. The Subscriber and/or any other person(s) may not reproduce, publish or disclose any of the contents of the Report to others without the express authorization of MIPL. This Report is prepared and issued to the Subscriber without any risk, responsibility or liability on the part of MIPL or its officials.

(c) Trade receivables		3663.782	3462.097
(d) Cash and cash equivalents		406.304	218.582
(e) Short-term loans and advances		3.865	5.128
(f) Other current assets		576.803	343.953
Total Current Assets		7126.936	6353.111
TOTAL		10154.802	9308.318

PROFIT & LOSS ACCOUNT- (CONSOLIDATED)

	PARTICULARS	31.03.2017	31.03.2016
	SALES		
	Income	12851.181	9470.009
	Other Income	293.875	353.011
	TOTAL	13145.056	9823.020
Less	EXPENSES		
	Cost of Materials Consumed	8294.971	6766.694
	Purchases of Stock-in-Trade	1584.341	341.268
	Changes in inventories of finished goods, work-in-progress and Stock-in-Trade	(22.096)	(28.089)
	Employees benefits expense	705.674	653.542
	Other expenses	1508.561	1276.381
	TOTAL	12071.451	9009.796
	PROFIT/ (LOSS) BEFORE INTEREST, TAX, DEPRECIATION AND AMORTISATION	1073.605	813.224
Less	FINANCIAL EXPENSES	138.937	105.242
	PROFIT / (LOSS) BEFORE TAX, DEPRECIATION AND AMORTISATION	934.668	707.982
Less/ Add	DEPRECIATION/ AMORTISATION	147.197	161.632
	PROFIT/ (LOSS) BEFORE TAX	787.471	546.350
Less	TAX	194.070	61.543
	TOTAL PROFIT (LOSS) FOR PERIOD FROM CONTINUING OPERATIONS	593.401	484.807
	Share of profit (loss) of associates and joint ventures accounted for using equity method	0.003	0.000

DISCLAIMER : This Report is **PRIVATE & CONFIDENTIAL** and it is prepared at the request of and for its use by the Subscriber only. The Subscriber shall use the contents of the Report merely as an aid to its business. Mira Inform Private Limited ("MIPL") has collated information/data in the Report, which have not been verified unless otherwise specifically mentioned in the Report. The Subscriber shall independently verify the accuracy and correctness of the information/data before in any way acting upon the same. MIPL shall not be liable for any harm, injury, loss or damage caused to the Subscriber due to default by the Subscriber's debtors/beneficiaries in fulfilling their obligations of any nature whatsoever. This Report or any of its portion shall not be used as a documentary evidence or otherwise before any investigative agencies or forum of law. This Report is confidential and proprietary to MIPL. The Subscriber and/or any other person(s) may not reproduce, publish or disclose any of the contents of the Report to others without the express authorization of MIPL. This Report is prepared and issued to the Subscriber without any risk, responsibility or liability on the part of MIPL or its officials.

JAKSON LIMITED - 531413

PAGE NO. : 22

	TOTAL PROFIT (LOSS) FOR PERIOD		593.404	484.807
	Earnings / (Loss) Per Share (INR)		2373.9	1939.46

LOCAL AGENCY FURTHER INFORMATION

Sr. No.	Check list by info agents	Available in Report (Yes/No)
1	Year of establishment	Yes
2	Constitution of the entity -Incorporation details	Yes
3	Locality of the entity	Yes
4	Premises details	No
5	Buyer visit details	--
6	Contact numbers	Yes
7	Name of the person contacted	Yes
8	Designation of contact person	Yes
9	Promoter's background	Yes
10	Date of Birth of Proprietor / Partners / Directors	Yes
11	Pan Card No. of Proprietor / Partners	Yes
12	Voter Id Card No. of Proprietor / Partners	No
13	Type of business	Yes
14	Line of Business	Yes
15	Export/import details (if applicable)	No
16	No. of employees	No
17	Details of sister concerns	Yes
18	Major suppliers	No
19	Major customers	No
20	Banking Details	Yes
21	Banking facility details	Yes
22	Conduct of the banking account	--
23	Financials, if provided	Yes
24	Capital in the business	Yes
25	Last accounts filed at ROC, if applicable	Yes
26	Turnover of firm for last three years	Yes
27	Reasons for variation <> 20%	--
28	Estimation for coming financial year	No
29	Profitability for last three years	Yes
30	Major shareholders, if available	Yes
31	External Agency Rating, if available	Yes
32	Litigations that the firm/promoter involved in	--
33	Market information	--
34	Payments terms	No
35	Negative Reporting by Auditors in the Annual Report	No

DISCLAIMER : This Report is **PRIVATE & CONFIDENTIAL** and it is prepared at the request of and for its use by the Subscriber only. The Subscriber shall use the contents of the Report merely as an aid to its business. Mira Inform Private Limited ("MIPL") has collated information/data in the Report, which have not been verified unless otherwise specifically mentioned in the Report. The Subscriber shall independently verify the accuracy and correctness of the information/data before in any way acting upon the same. MIPL shall not be liable for any harm, injury, loss or damage caused to the Subscriber due to default by the Subscriber's debtors/beneficiaries in fulfilling their obligations of any nature whatsoever. This Report or any of its portion shall not be used as a documentary evidence or otherwise before any investigative agencies or forum of law. This Report is confidential and proprietary to MIPL. The Subscriber and/or any other person(s) may not reproduce, publish or disclose any of the contents of the Report to others without the express authorization of MIPL. This Report is prepared and issued to the Subscriber without any risk, responsibility or liability on the part of MIPL or its officials.

NOTE: Registered office of the company has been shifted from A, 626, 6th Floor, Tower – A, DLF Tower Jasola, New Delhi – 110044, India to the present address w.e.f. 29.07.2013

OPERATING RESULTS AND REVIEW OF OPERATIONS

In FY'17, the Company recorded a total revenue of INR 12521.700 Million, an increase of about 35.98% from INR 9208.400 Million in FY'16. The gross operating profit of the Company for FY'17 stood at INR 1012.000 Million in comparison to INR 770.700 Million in the previous year, an increase of approx. 31.31% and the net profit was INR 654.700 Million as compared to INR 551.300 Million in the previous financial year. Finance cost increased to INR 78.800 Million from 49.800 Million in FY' 16.

The net worth of the Company was INR 5937.500 Million in FY'17 as compared to INR 5282.800 Million in FY'16 and total debt was INR 2902.400 Million as on 31.03.2017. Total debt to equity ratio was 01:0.49.

FUTURE OUTLOOK

A country's industrial power and economic output, to a large extent depends on reliable energy supply. Even brief interruptions of power or fluctuations in the quality of power can have grave economic consequences. This makes a reliable power supply, a key factor in a country's economic stability. The Company is the leading manufacturer and market leader of Cummins diesel and gas fuelled power systems. It is a single window provider of power solutions offering top-of-the-line products and services. The Company provides integrated solutions, right from individual generating sets to design to execution of power plants all backed by an unparalleled service support. Further Company is into contracting business, in common parlance called EPC focusing an end-to-end concept to commissioning model. Being one of the leaders in engineering and execution of projects of all sizes, the Company has positioned itself as an integrated EPC service provider for multi-disciplinary projects including power plants, transmission and distribution, metro rail projects and infrastructure development.

INDEX OF CHARGES:

S N o	SRN	Charge Id	Charge Holder Name	Date of Creation	Date of Modification	Date of Satisfaction	Amount	Address
1	G840 6877 4	100 169 515	KOTAK MAHINDRA PRIME LIMITED	30/11/2 017	-	-	9800000.0	27 BKC, C 27, G BlockBandra Kurla Complex, Bandra (E),MumbaiMa400051IN
2	G500 8951 5	100 116 165	Axis Bank Limited	20/06/2 017	-	-	600000000.0	Trishul, 3rd Floor, Opposite Samartheswar Temple, Law Garden, Ellis Bridge,AhmedabadGJ3800 06IN
3	G129 2860 2	100 052 026	HDFC BANK LIMITED	22/08/2 016	-	-	3375000.0	HDFC BANK HOUSE, SENAPATI BAPAT MARG,LOWER PAREL

DISCLAIMER : This Report is **PRIVATE & CONFIDENTIAL** and it is prepared at the request of and for its use by the Subscriber only. The Subscriber shall use the contents of the Report merely as an aid to its business. Mira Inform Private Limited ("MIPL") has collated information/data in the Report, which have not been verified unless otherwise specifically mentioned in the Report. The Subscriber shall independently verify the accuracy and correctness of the information/data before in any way acting upon the same. MIPL shall not be liable for any harm, injury, loss or damage caused to the Subscriber due to default by the Subscriber's debtors/beneficiaries in fulfilling their obligations of any nature whatsoever. This Report or any of its portion shall not be used as a documentary evidence or otherwise before any investigative agencies or forum of law. This Report is confidential and proprietary to MIPL. The Subscriber and/or any other person(s) may not reproduce, publish or disclose any of the contents of the Report to others without the express authorization of MIPL. This Report is prepared and issued to the Subscriber without any risk, responsibility or liability on the part of MIPL or its officials.

JAKSON LIMITED - 531413

PAGE NO. : 24

								WMUMBAIMH400013IN
4	G843 2874 9	100 044 798	State Bank of India	28/07/2 016	26/03/2 018	-	1500000000.0	Industrial Finance Branch , 14th FloorJawahar Vyapar Bhawan 1, Tolstoy MargNew DelhiDL110001IN
5	G846 0428 9	100 049 230	INDUSIND BANK LTD.	17/07/2 016	19/03/2 018	-	1200000000.0	DR. GOPAL DAS BUILDING28, BARAKHAMBA ROADNEW DELHIDL110001IN
6	G731 2470 3	100 028 903	RBL BANK LIMITED	04/04/2 016	28/12/2 017	-	900000000.0	SHAHUPURI,KOLHAPUR, KOLHAPURMa416001IN
7	C792 9576 2	106 206 37	Citi Bank N.A.	31/12/2 015	-	-	850000000.0	Jeevan Bharti Building, 4th Floor124 Connaught Circus, Connaught PlaceNew DelhiDL110001IN
8	G934 7667 9	105 449 18	YES BANK LIMITED	29/12/2 014	22/06/2 018	-	2100000000.0	9th Floor, Nehru Centre, Discovery of IndiaDr. Annie Besant Road, WorliMUMBAIMH400018IN
9	C293 7695 1	105 254 91	Citi Bank N.A.	16/10/2 014	-	-	100000000.0	Jeevan Bharti Building, 4th Florr,124 Connaught Circus, Connaught place,New DelhiDL110001IN
10	G949 4383 4	101 477 86	Standard Chartered Bank	19/03/2 009	18/06/2 018	-	650000000.0	CREDIT RISK CONTROLNARAIN MANZIL, 23 BARAKHAMBA ROADNEW DELHIDL110001IN

CONTINGENT LIABILITIES:

(INR in million)

PARTICULARS	31.03.2017	31.03.2016
Demands raised by the income tax authorities	0.000	68.429
Custom duty payable in respect of benefits and concessions availed under the "Export Promotion Capital Goods Scheme" (EPCG Scheme)	22.995	6.556
Demand raised by sales tax authorities	31.008	13.533
Corporate guarantee outstanding	200.000	200.000
Claims against the company not acknowledged as debts	8.711	6.877
Bonus	1.625	1.625

Note:

Demand raised by income-tax authorities u/s 153A of the Income-tax Act, for AY - 2008-09 – 8.116 Million, AY 2009-10 - INR 5.564 Million AY 2012-13 - INR 8,833,558, AY 2013-14 - INR 42.624 Million and u/s 143(3) for AY 2014-15 - INR 3.291 Million, total amounting to INR 68.430 Million for the search and seizure conducted by the department during the calender year 2013. The company has filed appeal before CIT Appeals where the matter is

DISCLAIMER : This Report is **PRIVATE & CONFIDENTIAL** and it is prepared at the request of and for its use by the Subscriber only. The Subscriber shall use the contents of the Report merely as an aid to its business. Mira Inform Private Limited ("MIPL") has collated information/data in the Report, which have not been verified unless otherwise specifically mentioned in the Report. The Subscriber shall independently verify the accuracy and correctness of the information/data before in any way acting upon the same. MIPL shall not be liable for any harm, injury, loss or damage caused to the Subscriber due to default by the Subscriber's debtors/beneficiaries in fulfilling their obligations of any nature whatsoever. This Report or any of its portion shall not be used as a documentary evidence or otherwise before any investigative agencies or forum of law. This Report is confidential and proprietary to MIPL. The Subscriber and/or any other person(s) may not reproduce, publish or disclose any of the contents of the Report to others without the express authorization of MIPL. This Report is prepared and issued to the Subscriber without any risk, responsibility or liability on the part of MIPL or its officials.

adjudicated in the favour of the company. All demands has been quashed vide CIT (A)'s order dated 28.09.2016.

“Export Promotion Capital Goods Scheme” (EPCG Scheme), under which capital goods may be imported at a concessional rate of basic customs duty subject to fulfilment of the specified value of export obligation upto a maximum period of 8 years from the date of issue of license. In case, the company fails to fulfill the export obligations as per the terms of the license, it shall be liable to pay differential customs duty along with interest. The management is confident that it will be able to fulfill the export obligations within the time period and hence have not provided for any duty or interest on this account, however the company has also applied for the extension in time period for fulfilment of its obligation.

In respect of sales tax, demand is raised by sales tax authorities for non submission of C forms against concessional rate of output tax charged for the F Y-2010-11, the company has filed the appeal against said order with sales tax authorities as the company is very much hopeful for receiving the C form from respective customers during the course of appeal proceedings.

For secured loans availed by Ascot Infrastructure Private Limited, the company has offered corporate guarantee in favour of Citibank NA for an amount of INR 20,000,000. These claims are in respect of various cases filed by the customers. The legal proceedings are on-going and therefore, it is not practicable to state the timing of payments, if any. Based on inputs from legal counsel, the management is of the opinion that there are probabilities to win the cases and accordingly no provision for any liability has been made in these financial statements.

The payment of Bonus Amendment Act, 2015 dated 31st December, 2015 (which was made effective from 1st April, 2014) revised the thresholds for coverage of employees eligible for bonus and also enhanced the ceiling limits for computation of bonus. However, taking cognizance of stay granted by Hon'ble High Court of Kerala (Ernakulam), Karnataka (Bengaluru), Uttar Pradesh (Allahabad) and Madhya Pradesh (Indore) and pending disposal of such matter, the company, in accordance with the payment of Bonus (Amendment) Act, 2015, has not recognized the differential amount of bonus of INR 1.625 Million for the period 1st April, 2014 to March 31, 2015.

FIXED ASSETS

- Land
- Building
- Office Building
- Furniture and Fixture
- Plant and Machinery
- Vehicle
- Motor Vehicle
- Office Equipment
- Computer Equipments

CMT REPORT (Corruption, Money Laundering & Terrorism]

The Public Notice information has been collected from various sources including but not limited to: **The Courts, India Prisons Service, Interpol, etc.**

1] INFORMATION ON DESIGNATED PARTY

No records exist designating subject or any of its beneficial owners, controlling shareholders or senior officers as terrorist or terrorist organization or whom notice had been received that all financial transactions involving their assets have been blocked or convicted, found guilty or against whom a judgement or order had been entered in a proceedings for violating money-laundering, anti-corruption or bribery or international economic or anti-terrorism sanction laws or whose assets were seized, blocked, frozen or ordered forfeited for violation of money laundering or international anti-terrorism laws.

2] Court Declaration :

No records exist to suggest that subject is or was the subject of any formal or informal allegations, prosecutions or other official proceeding for making any prohibited payments or other improper payments to government officials for engaging in prohibited transactions or with designated parties.

3] Asset Declaration :

No records exist to suggest that the property or assets of the subject are derived from criminal conduct or a prohibited transaction.

4] Record on Financial Crime :

Charges or conviction registered against subject: **None**

5] Records on Violation of Anti-Corruption Laws :

Charges or investigation registered against subject: **None**

6] Records on Int'l Anti-Money Laundering Laws/Standards :

Charges or investigation registered against subject: **None**

7] Criminal Records

No available information exist that suggest that subject or any of its principals have been formally charged or convicted by a competent governmental authority for any financial crime or under any formal investigation by a competent government authority for any violation of anti-corruption laws or international anti-money laundering laws or standard.

8] Affiliation with Government :

No record exists to suggest that any director or indirect owners, controlling shareholders, director, officer or employee of the company is a government official or a family member or close business associate of a Government official.

9] Compensation Package :

Our market survey revealed that the amount of compensation sought by the subject is fair and reasonable and comparable to compensation paid to others for similar services.

10] Press Report :

No press reports / filings exists on the subject.

CORPORATE GOVERNANCE

MIRA INFORM as part of its Due Diligence do provide comments on Corporate Governance to identify management and governance. These factors often have been predictive and in some cases have created vulnerabilities to credit deterioration.

Our Governance Assessment focuses principally on the interactions between a company's management, its Board of Directors, Shareholders and other financial stakeholders.

CONTRAVENTION

Subject is not known to have contravened any existing local laws, regulations or policies that prohibit, restrict or otherwise affect the terms and conditions that could be included in the agreement with the subject.

FOREIGN EXCHANGE RATES

Currency	Unit	INR
US Dollar	1	INR 71.84
UK Pound	1	INR 95.15
Euro	1	INR 84.68

INFORMATION DETAILS

Information Gathered by :	NAG
Analysis Done by :	NIY
Report Prepared by :	SUJ

SCORE FACTORS

DEMERIT POINTS		
--BANK CHARGES	YES/NO	YES
--LITIGATION	YES/NO	NO
--OTHER ADVERSE INFORMATION	YES/NO	NO
MERIT POINTS		
--SOLE DISTRIBUTORSHIP	YES/NO	NO
--EXPORT ACTIVITIES	YES/NO	NO
--AFFILIATION	YES/NO	YES
--LISTED	YES/NO	NO
--OTHER MERIT FACTORS	YES/NO	YES

RATING EXPLANATIONS

Credit Rating	Explanation	Rating Comments
A++	Minimum Risk	Business dealings permissible with minimum risk of default
A+	Low Risk	Business dealings permissible with low risk of default
A	Acceptable Risk	Business dealings permissible with moderate risk of default
B	Medium Risk	Business dealings permissible on a regular monitoring basis
C	Medium High Risk	Business dealings permissible preferably on secured basis
D	High Risk	Business dealing not recommended or on secured terms only
NB	New Business	No recommendation can be done due to business in infancy stage
NT	No Trace	No recommendation can be done as the business is not traceable

NB is stated where there is insufficient information to facilitate rating. However, it is not to be considered as unfavourable.

This score serves as a reference to assess SC's credit risk and to set the amount of credit to be extended. It is calculated from a composite of weighted scores obtained from each of the major sections of this report. The assessed factors are as follows:

- Financial condition covering various ratios
- Company background and operations size
- Promoters / Management background
- Payment record
- Litigation against the subject
- Industry scenario / competitor analysis
- Supplier / Customer / Banker review (wherever available)

DISCLAIMER : This Report is **PRIVATE & CONFIDENTIAL** and it is prepared at the request of and for its use by the Subscriber only. The Subscriber shall use the contents of the Report merely as an aid to its business. Mira Inform Private Limited ("MIPL") has collated information/data in the Report, which have not been verified unless otherwise specifically mentioned in the Report. The Subscriber shall independently verify the accuracy and correctness of the information/data before in any way acting upon the same. MIPL shall not be liable for any harm, injury, loss or damage caused to the Subscriber due to default by the Subscriber's debtors/beneficiaries in fulfilling their obligations of any nature whatsoever. This Report or any of its portion shall not be used as a documentary evidence or otherwise before any investigative agencies or forum of law. This Report is confidential and proprietary to MIPL. The Subscriber and/or any other person(s) may not reproduce, publish or disclose any of the contents of the Report to others without the express authorization of MIPL. This Report is prepared and issued to the Subscriber without any risk, responsibility or liability on the part of MIPL or its officials.