

MIRA INFORM REPORT

Report No. :	530069
Report Date :	24.09.2018

IDENTIFICATION DETAILS

Name :	NAM EXPORTS INDIA
Registered Office :	Plot No 150, Phase VI, Sector 37, Udyog Vihar, Khandhsa, Gurugram-122001, Haryana
Mobile No.:	91-9650429777 [Mr. Sanjay Saini]
Country :	India
Financials (as on) :	31.03.2018 [Provisional]
Date of Incorporation :	01.04.2004
Capital Investment :	INR 12.188 Million
IEC No.: [Import-Export Code No.]	0504033417
TIN No.:	07820370852
PAN No.: [Permanent Account No.]	ANVPS0431R
GSTN : [Goods & Service Tax Registration No.]	06ANVPS0431R1Z7
Legal Form :	Sole Proprietary Concern
Line of Business :	Manufacturing and Exporter of Leather Garments, Bags and Other Articles. [Confirmed by Management]
No. of Employees :	40 [Approximately] [In Office = 10, In Factory = 30]

RATING & COMMENTS

(Mira Inform has adopted New Rating mechanism w.e.f. 23rd January 2017)

MIRA's Rating : A

Credit Rating	Explanation	Rating Comments
---------------	-------------	-----------------

DISCLAIMER : This Report is **PRIVATE & CONFIDENTIAL** and it is prepared at the request of and for its use by the Subscriber only. The Subscriber shall use the contents of the Report merely as an aid to its business. Mira Inform Private Limited ("MIPL") has collated information/data in the Report, which have not been verified unless otherwise specifically mentioned in the Report. The Subscriber shall independently verify the accuracy and correctness of the information/data before in any way acting upon the same. MIPL shall not be liable for any harm, injury, loss or damage caused to the Subscriber due to default by the Subscriber's debtors/beneficiaries in fulfilling their obligations of any nature whatsoever. This Report or any of its portion shall not be used as a documentary evidence or otherwise before any investigative agencies or forum of law. This Report is confidential and proprietary to MIPL. The Subscriber and/or any other person(s) may not reproduce, publish or disclose any of the contents of the Report to others without the express authorization of MIPL. This Report is prepared and issued to the Subscriber without any risk, responsibility or liability on the part of MIPL or its officials.

A	Acceptable Risk	Business dealings permissible with moderate risk of default
---	-----------------	---

Status :	Satisfactory
Payment Behaviour :	Slow but correct
Litigation :	Clear
Comments :	<p>Subject is a proprietary firm established in the year 2004. The firm is a manufacturer and exporter of leather garments, bags and other articles.</p> <p>As per the provisional financial records of 2018, the firm has achieved revenue of INR 48 million.</p> <p>As per the financial records of 2017, the firm has reported a decline in its revenue as compared to the previous year but has managed to maintain an average profitability margin of 2.78%.</p> <p>The overall financial position of the firm seems to be satisfactory marked by sufficient capital base along with low debt balance sheet profile.</p> <p>Subject's suppliers have given positive feedback about the subject and are satisfied with the subject's payment behaviour. Subject's bank (Canara Bank) has also given a positive feedback and is satisfied with the subject's banking transactions.</p> <p>Payment seems to be slow but correct.</p> <p>In view of aforesaid, the subject can be considered for business dealings at usual trade terms and condition.</p> <p>NOTE: Site visit was conducted at the address which you have provided and our executive has successfully traced the subject on the given address.</p> <p>At the premises our executive met Mr. Mukesh Kumar Upadhyay (Accountant) who confirmed the subject's existence on the given address.</p> <p>During the visit our executive inquired with the neighbour companies who claimed that the subject exists on the given address.</p> <p>As per our executive's observation, it is ground+ 2 storey building and subject is situated on the ground floor of the building. Location was easy to find. Locality appears to be commercial. Area seems to be neutral. More than 10 employees were sighted in the premises. Name board of the subject was sighted in the premises.</p>

NOTES :

DISCLAIMER : This Report is **PRIVATE & CONFIDENTIAL** and it is prepared at the request of and for its use by the Subscriber only. The Subscriber shall use the contents of the Report merely as an aid to its business. Mira Inform Private Limited ("MIPL") has collated information/data in the Report, which have not been verified unless otherwise specifically mentioned in the Report. The Subscriber shall independently verify the accuracy and correctness of the information/data before in any way acting upon the same. MIPL shall not be liable for any harm, injury, loss or damage caused to the Subscriber due to default by the Subscriber's debtors/beneficiaries in fulfilling their obligations of any nature whatsoever. This Report or any of its portion shall not be used as a documentary evidence or otherwise before any investigative agencies or forum of law. This Report is confidential and proprietary to MIPL. The Subscriber and/or any other person(s) may not reproduce, publish or disclose any of the contents of the Report to others without the express authorization of MIPL. This Report is prepared and issued to the Subscriber without any risk, responsibility or liability on the part of MIPL or its officials.

Any query related to this report can be made on e-mail : infodept@mirainform.com while quoting report number, name and date.

ECGC Country Risk Classification List

Country Name	Previous Rating (31.12.2017)	Current Rating (01.04.2018)
India	A1	A1

Risk Category	ECGC Classification
Insignificant	A1
Low Risk	A2
Moderately Low Risk	B1
Moderate Risk	B2
Moderately High Risk	C1
High Risk	C2
Very High Risk	D

EXTERNAL AGENCY RATING

NOT AVAILABLE

RBI DEFAULTERS' LIST STATUS

Subject's name is not enlisted as a defaulter in the publicly available RBI Defaulters' list.

EPF (Employee Provident Fund) DEFAULTERS' LIST STATUS

Subject's name is not enlisted as a defaulter in the publicly available EPF (Employee Provident Fund) Defaulters' list as of 31-03-2018.

BIFR (Board for Industrial & Financial Reconstruction) LISTING STATUS

Subject's name is not listed as a Sick Unit in the publicly available BIFR (Board for Industrial & Financial Reconstruction) list as of 24.09.2018

IBBI (Insolvency and Bankruptcy Board of India) LISTING STATUS

Subject's name is not listed in the publicly available IBBI (Insolvency and Bankruptcy Board of India) list as of report date.

INFORMATION PARTED BY

DISCLAIMER : This Report is **PRIVATE & CONFIDENTIAL** and it is prepared at the request of and for its use by the Subscriber only. The Subscriber shall use the contents of the Report merely as an aid to its business. Mira Inform Private Limited ("MIPL") has collated information/data in the Report, which have not been verified unless otherwise specifically mentioned in the Report. The Subscriber shall independently verify the accuracy and correctness of the information/data before in any way acting upon the same. MIPL shall not be liable for any harm, injury, loss or damage caused to the Subscriber due to default by the Subscriber's debtors/beneficiaries in fulfilling their obligations of any nature whatsoever. This Report or any of its portion shall not be used as a documentary evidence or otherwise before any investigative agencies or forum of law. This Report is confidential and proprietary to MIPL. The Subscriber and/or any other person(s) may not reproduce, publish or disclose any of the contents of the Report to others without the express authorization of MIPL. This Report is prepared and issued to the Subscriber without any risk, responsibility or liability on the part of MIPL or its officials.

NAM EXPORTS INDIA - 530069

PAGE NO. : 4

Name :	Mr. Sanjay Saini
Designation :	Proprietor
Contact No.:	91-9650429777
Date :	22.09.2018

Name :	Mr. Mukesh
Designation :	Accountant
Contact No.:	91-9811154589
Date :	22.09.2018

LOCATIONS

Registered Office/ Factory :	Plot No 150, Phase VI, Sector 37, Udyog Vihar, Khandhsa, Gurugram-122001, Haryana, India
Tel. No.:	Not Available
Mobile No.:	91-9650429777 [Mr. Sanjay Saini] 91-9811154589 [Mr. Mukesh]
Fax No.:	Not Available
E-Mail :	namexports@gmail.com
Website :	http://www.namexports.com
Area :	9648 Sq. Ft.
Location :	Owned
Locality :	Commercial

SOLE PROPRIETOR

Name :	Mr. Sanjay Saini
Designation :	Proprietor
Address :	L 224/4, Sangam Vihar New Delhi -110064, India
Date of Birth/Age :	16.08.1972
Qualification :	Graduate
Experience :	25 Years
PAN No.:	ANVPS0431R
Aadhaar No.:	3084 4272 1325

KEY EXECUTIVES

Name :	Mr. Mukesh
Designation :	Accountant

BUSINESS DETAILS

DISCLAIMER : This Report is **PRIVATE & CONFIDENTIAL** and it is prepared at the request of and for its use by the Subscriber only. The Subscriber shall use the contents of the Report merely as an aid to its business. Mira Inform Private Limited ("MIPL") has collated information/data in the Report, which have not been verified unless otherwise specifically mentioned in the Report. The Subscriber shall independently verify the accuracy and correctness of the information/data before in any way acting upon the same. MIPL shall not be liable for any harm, injury, loss or damage caused to the Subscriber due to default by the Subscriber's debtors/beneficiaries in fulfilling their obligations of any nature whatsoever. This Report or any of its portion shall not be used as a documentary evidence or otherwise before any investigative agencies or forum of law. This Report is confidential and proprietary to MIPL. The Subscriber and/or any other person(s) may not reproduce, publish or disclose any of the contents of the Report to others without the express authorization of MIPL. This Report is prepared and issued to the Subscriber without any risk, responsibility or liability on the part of MIPL or its officials.

Line of Business :	Manufacturing and Exporter of Leather Garments, Bags and Other Articles. [Confirmed by Management]
Products/ Services :	Leather Garments, Bags
Brand Names :	Not Available
Agencies Held :	Not Available
Exports :	
Products :	Leather Garment and Other Articles
Countries :	<ul style="list-style-type: none"> • European Countries • USA
Imports :	Not Available
Terms :	
Selling :	Cash and Credit [30 Days and 90 Days]
Purchasing :	Cash and Credit [60 Days]

GENERAL INFORMATION

Suppliers :	Reference:	Zip Emporium		
	Name of the Person (Designation):	Mr. Nitish Narula		
	Contact Number:	91-11-26285724/ 9711060089		
	Since how long known:	09 Years		
	Maximum limit dealt:	As per requirement		
	Experience:	Payment Behaviour	Market Goodwill	Overall
		Good	Good	Good
	Remark	They gave us positive response about subject company. They are satisfied with their payment behaviour and market goodwill		
	Reference:	Leather Hayat		
	Name of the Person (Designation):	Mr. Anand		
	Contact Number:	91-44 – 45126031		
	Since how long known:	05 Years		
	Maximum limit dealt:	As per requirement		
	Experience:	Payment Behaviour	Market Goodwill	Overall

		Good	Good	Good																				
	Remark	They gave us positive response about subject company. They are satisfied with their payment behaviour and market goodwill																						
	<ul style="list-style-type: none"> Rakesh International 746, Kalyan Panna, V III, Tikri Kalan Pole No.-V-965, Mundka, New Delhi-110041, India Email: praveenfrancis786@gmail.com 																							
Customers :	Wholesalers <ul style="list-style-type: none"> Amy Fletcher-Gratton JCC Ledermoden Vertriebs GmbH Baisemark Ltd T/A NSL 12 Stock Street Manchester, M8 8 QG, United Kingdom Sharif Fashion UK Limited Unit 24 River Road Business Park, 33 River Road, Barking, London Ig110ea LA Bella Handelsagentur & Vertriebs GmbH Simnauer Str.42 D-73779, Deizisau (Germany) NH Creations France 142 Rue De La Pompe 75116 - Paris, France Dynamic Distribution Service 200, Central Avenue, South Kearney, N.J. 07032, USA 																							
No. of Employees :	40 [Approximately] [In Office = 10, In Factory = 30]																							
Bankers :	<table border="1"> <tr> <td>Bank Name:</td> <td>Canara Bank</td> </tr> <tr> <td>Branch:</td> <td>Saket, Delhi, India</td> </tr> <tr> <td>Person Name (with Designation):</td> <td>Mr. Kundan Kumar Nahak [Senior Manager]</td> </tr> <tr> <td>Contact Number:</td> <td>91-9560062743</td> </tr> <tr> <td>Name of Account Holder:</td> <td>NAM EXPORTS INDIA</td> </tr> <tr> <td>Account Number:</td> <td>2743257000114</td> </tr> <tr> <td>Account Since (Date/ Year of A/c Opening):</td> <td>31.07.2004</td> </tr> <tr> <td>Average Balance Maintained (Optional):</td> <td>INR 0.059 Million</td> </tr> <tr> <td>Credit Facilities Enjoyed (CC/OD/Term Loan):</td> <td>INR 0.010 Million</td> </tr> <tr> <td>Account Operation:</td> <td>Satisfactory</td> </tr> </table>				Bank Name:	Canara Bank	Branch:	Saket, Delhi, India	Person Name (with Designation):	Mr. Kundan Kumar Nahak [Senior Manager]	Contact Number:	91-9560062743	Name of Account Holder:	NAM EXPORTS INDIA	Account Number:	2743257000114	Account Since (Date/ Year of A/c Opening):	31.07.2004	Average Balance Maintained (Optional):	INR 0.059 Million	Credit Facilities Enjoyed (CC/OD/Term Loan):	INR 0.010 Million	Account Operation:	Satisfactory
Bank Name:	Canara Bank																							
Branch:	Saket, Delhi, India																							
Person Name (with Designation):	Mr. Kundan Kumar Nahak [Senior Manager]																							
Contact Number:	91-9560062743																							
Name of Account Holder:	NAM EXPORTS INDIA																							
Account Number:	2743257000114																							
Account Since (Date/ Year of A/c Opening):	31.07.2004																							
Average Balance Maintained (Optional):	INR 0.059 Million																							
Credit Facilities Enjoyed (CC/OD/Term Loan):	INR 0.010 Million																							
Account Operation:	Satisfactory																							

	Remarks:	Mr. Kundan Kumar Nahak [Senior Manager] who gave us positive response about the subject company, they are satisfied with their banking transaction.	
Facilities :	SECURED LOANS	31.03.2018	31.03.2017
		(INR In Million)	(INR In Million)
	LONG-TERM BORROWINGS		
	Car Loan for Corporation Bank	0.489	0.684
	Bajaj Finance Company limited	0.164	0.746
	Capital First	1.530	0.000
	Total	2.183	1.430

Auditors :	
Name :	Mr. Chander Mani Gupta Chartered Accountant
Address :	B-904, Plot No 8, Gauri Ganesh Apartment, Sector 3, Dwarka, New Delhi, India
Mobile No.:	91-9891995910/ 9873782488
Memberships :	Not Available
Collaborators :	Not Available
Associates/Subsidiaries :	Not Available

CAPITAL STRUCTURE

AS ON: 31.03.2018 [PROVISIONAL]

Capital Investment :	Amount in Million
Opening Capital Debt	8.478
Addition during the year	2.417
Add: Net worth	1.816
Sub-Total	12.711
Less: Tuition Fee Paid	0.048
Less: Medicine	0.000
Less: Drawing for self-use	0.265
Less: Self-Assessment Tax 2014-15	0.210
Sub-Total	0.523
TOTAL	12.188

DISCLAIMER : This Report is **PRIVATE & CONFIDENTIAL** and it is prepared at the request of and for its use by the Subscriber only. The Subscriber shall use the contents of the Report merely as an aid to its business. Mira Inform Private Limited ("MIPL") has collated information/data in the Report, which have not been verified unless otherwise specifically mentioned in the Report. The Subscriber shall independently verify the accuracy and correctness of the information/data before in any way acting upon the same. MIPL shall not be liable for any harm, injury, loss or damage caused to the Subscriber due to default by the Subscriber's debtors/beneficiaries in fulfilling their obligations of any nature whatsoever. This Report or any of its portion shall not be used as a documentary evidence or otherwise before any investigative agencies or forum of law. This Report is confidential and proprietary to MIPL. The Subscriber and/or any other person(s) may not reproduce, publish or disclose any of the contents of the Report to others without the express authorization of MIPL. This Report is prepared and issued to the Subscriber without any risk, responsibility or liability on the part of MIPL or its officials.

FINANCIAL ANALYSIS
[all figures are in INR Million]

Note : Sole Proprietary and Partnership concerns are exempted from filing their financials with the Government Authorities or Registry Records.

ABRIDGED BALANCE SHEET

SOURCES OF FUNDS	31.03.2018 [Provisional]	31.03.2017	31.03.2016
SHAREHOLDERS FUNDS			
1] Capital Account	12.188	8.478	8.362
2] Reserves & Surplus	0.000	0.000	0.000
NETWORTH	12.188	8.478	8.362
LOAN FUNDS			
1] Secured Loans	2.183	1.430	3.941
2] Unsecured Loans	0.000	0.000	0.000
TOTAL BORROWING	2.183	1.430	3.941
DEFERRED TAX LIABILITIES	0.000	0.000	0.000
TOTAL	14.371	9.908	12.303
APPLICATION OF FUNDS			
FIXED ASSETS [Net Block]	2.847	3.082	3.073
Capital work-in-progress	0.000	0.000	0.000
INVESTMENT	2.446	2.296	2.200
DEFERRED TAX ASSETS	0.000	0.000	0.000
CURRENT ASSETS, LOANS & ADVANCES			
Inventories	5.685	4.591	4.580
Sundry Debtors	4.858	5.741	1.419
Cash & Bank Balances	0.443	0.846	0.094
Other Current Assets	16.129	12.695	12.422
Loans, Advances and Deposits	0.000	0.000	0.000
Total Current Assets	27.115	23.873	18.515
Less : CURRENT LIABILITIES & PROVISIONS			
Sundry Creditors	14.350	15.452	10.420
Other Current Liabilities	3.593	3.891	0.392
Provisions	0.094	0.000	0.673
Total Current Liabilities	18.037	19.343	11.485
Net Current Assets	9.078	4.530	7.030
MISCELLANEOUS EXPENSES	0.000	0.000	0.000

DISCLAIMER : This Report is **PRIVATE & CONFIDENTIAL** and it is prepared at the request of and for its use by the Subscriber only. The Subscriber shall use the contents of the Report merely as an aid to its business. Mira Inform Private Limited ("MIPL") has collated information/data in the Report, which have not been verified unless otherwise specifically mentioned in the Report. The Subscriber shall independently verify the accuracy and correctness of the information/data before in any way acting upon the same. MIPL shall not be liable for any harm, injury, loss or damage caused to the Subscriber due to default by the Subscriber's debtors/beneficiaries in fulfilling their obligations of any nature whatsoever. This Report or any of its portion shall not be used as a documentary evidence or otherwise before any investigative agencies or forum of law. This Report is confidential and proprietary to MIPL. The Subscriber and/or any other person(s) may not reproduce, publish or disclose any of the contents of the Report to others without the express authorization of MIPL. This Report is prepared and issued to the Subscriber without any risk, responsibility or liability on the part of MIPL or its officials.

TOTAL	14.371	9.908	12.303
--------------	---------------	--------------	---------------

PROFIT & LOSS ACCOUNT

	PARTICULARS	31.03.2018 [Provisional]	31.03.2017	31.03.2016
	SALES			
	Sales	48.092	49.213	73.305
	Others Income	3.386	5.416	7.144
	TOTAL	51.478	54.629	80.449
Less	EXPENSES			
	Cost of goods sold	39.268	37.960	51.353
	Consumable Stores	0.000	0.024	3.436
	Fabrication Charges	3.455	6.402	8.239
	Generator running and maintenance	0.063	0.002	0.032
	Job work	0.000	0.000	0.592
	Electricity charges	0.228	0.000	0.000
	Free Samples	0.068	0.038	0.000
	Direct Expenses	0.000	0.085	0.000
	Water and Electricity	0.000	0.040	0.465
	Salary and Wages	3.676	5.108	6.467
	Addition demand of car	0.000	0.000	0.030
	Auditors remuneration	0.000	0.000	0.029
	Bad debts	0.000	0.000	2.006
	Travelling Expenses	0.292	0.230	0.880
	Commission	0.000	0.003	0.630
	Printing and Stationery	0.036	0.028	0.338
	Rejection Expenses	0.000	0.000	0.947
	Free safety Expenses	0.000	0.157	0.000
	Freight and cartage	0.000	0.000	0.326
	Business Promotion	0.227	0.246	0.317
	Office Expenses	0.675	1.067	0.261
	Audit Fee	0.000	0.035	0.000
	Donation	0.015	0.000	0.000
	Professional Charges	0.030	0.030	0.139
	Packing and Forwarding charges	0.107	0.138	0.210
	Staff welfare	0.038	0.007	0.186
	Conveyance expenses	0.000	0.000	0.148
	Postage and Courier	0.420	0.114	0.000
	Security Service Expenses	0.017	0.135	0.000
	Vehicle Running and Maintenance	0.167	0.237	0.101
	Telephone Mobile and Internet Expenses	0.046	0.013	0.087

DISCLAIMER : This Report is **PRIVATE & CONFIDENTIAL** and it is prepared at the request of and for its use by the Subscriber only. The Subscriber shall use the contents of the Report merely as an aid to its business. Mira Inform Private Limited ("MIPL") has collated information/data in the Report, which have not been verified unless otherwise specifically mentioned in the Report. The Subscriber shall independently verify the accuracy and correctness of the information/data before in any way acting upon the same. MIPL shall not be liable for any harm, injury, loss or damage caused to the Subscriber due to default by the Subscriber's debtors/beneficiaries in fulfilling their obligations of any nature whatsoever. This Report or any of its portion shall not be used as a documentary evidence or otherwise before any investigative agencies or forum of law. This Report is confidential and proprietary to MIPL. The Subscriber and/or any other person(s) may not reproduce, publish or disclose any of the contents of the Report to others without the express authorization of MIPL. This Report is prepared and issued to the Subscriber without any risk, responsibility or liability on the part of MIPL or its officials.

	Repairs and Maintenance	0.017	0.139	0.079
	Certification charges	0.000	0.000	0.107
	Exchange Fluctuation	0.000	0.013	0.000
	Insurance Expenses	0.003	0.018	0.019
	Stationery Expenses	0.000	0.000	0.010
	Advertisement Expenses	0.000	0.037	0.000
	MISC Expenses	0.036	0.045	0.008
	TOTAL EXPENSES	48.884	52.351	77.442
	PROFIT/ (LOSS) BEFORE INTEREST AND DEPRECIATION AND AMORTISATION	2.594	2.278	3.007
Less	FINANCIAL EXPENSES	0.337	0.463	0.649
	PROFIT / (LOSS) BEFORE DEPRECIATION AND AMORTISATION	2.257	1.815	2.358
Less	DEPRECIATION/ AMORTISATION	0.441	0.454	0.451
	NET PROFIT FOR THE PERIOD	1.816	1.361	1.907

KEY RATIOS

EFFICIENCY RATIOS

PARTICULARS	31.03.2018 [Provisional]	31.03.2017	31.03.2016
Average Collection Days (Sundry Debtors / Income * 365 Days)	36.87	42.58	7.07
Account Receivables Turnover (Income / Sundry Debtors)	9.90	8.57	51.66
Average Payment Days (Sundry Creditors / Purchases * 365 Days)	133.38	148.58	74.06
Inventory Turnover (Operating Income / Inventories)	0.46	0.50	0.66
Asset Turnover (Operating Income / Net Fixed Assets)	0.91	0.74	0.98

LEVERAGE RATIOS

PARTICULARS	31.03.2018 [Provisional]	31.03.2017	31.03.2016
Debt Ratio ((Borrowing + Current Liabilities) / Total Assets)	0.62	0.71	0.65

DISCLAIMER : This Report is **PRIVATE & CONFIDENTIAL** and it is prepared at the request of and for its use by the Subscriber only. The Subscriber shall use the contents of the Report merely as an aid to its business. Mira Inform Private Limited ("MIPL") has collated information/data in the Report, which have not been verified unless otherwise specifically mentioned in the Report. The Subscriber shall independently verify the accuracy and correctness of the information/data before in any way acting upon the same. MIPL shall not be liable for any harm, injury, loss or damage caused to the Subscriber due to default by the Subscriber's debtors/beneficiaries in fulfilling their obligations of any nature whatsoever. This Report or any of its portion shall not be used as a documentary evidence or otherwise before any investigative agencies or forum of law. This Report is confidential and proprietary to MIPL. The Subscriber and/or any other person(s) may not reproduce, publish or disclose any of the contents of the Report to others without the express authorization of MIPL. This Report is prepared and issued to the Subscriber without any risk, responsibility or liability on the part of MIPL or its officials.

Debt Equity Ratio (Total Liability / Networth)	0.18	0.17	0.47
Current Liabilities to Networth (Current Liabilities / Net Worth)	1.48	2.28	1.37
Fixed Assets to Networth (Net Fixed Assets / Networth)	0.23	0.36	0.37
Interest Coverage Ratio (PBIT / Financial Charges)	7.70	4.92	4.63

PROFITABILITY RATIOS

PARTICULARS		31.03.2018 [Provisional]	31.03.2017	31.03.2016
Net Profit Margin ((PAT / Sales) * 100)	%	3.78	2.77	2.60
Return on Total Assets ((PAT / Total Assets) * 100)	%	5.60	4.65	8.02
Return on Investment (ROI) ((PAT / Networth) * 100)	%	14.90	16.05	22.81

SOLVENCY RATIOS

PARTICULARS		31.03.2018 [Provisional]	31.03.2017	31.03.2016
Current Ratio (Current Assets / Current Liabilities)		1.50	1.23	1.61
Quick Ratio ((Current Assets - Inventories) / Current Liabilities)		1.19	1.00	1.21
G-Score Ratio Financial (Networth / Total Assets)		0.38	0.29	0.35
G-Score Ratio Debt (Debts / Equity Capital)		0.18	0.17	0.47
G-Score Ratio Liquidity (Total Current Assets / Total Current Liabilities)		1.50	1.23	1.61

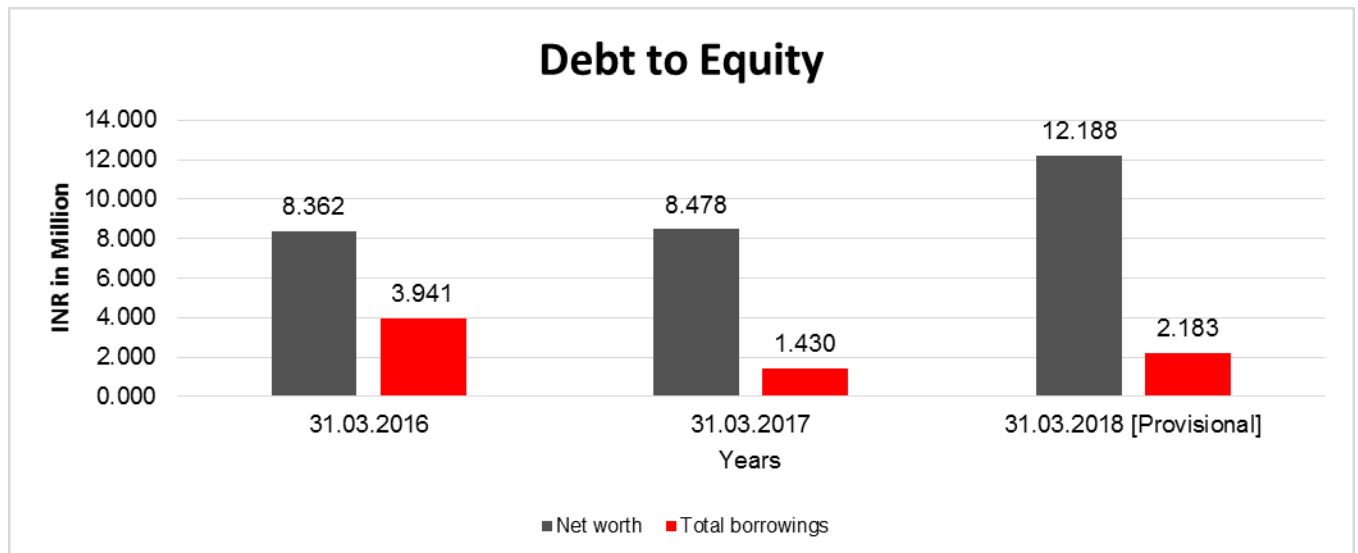
Total Liability = Short-term Debt + Long-term Debt + Current Maturities of Long-term debts

DISCLAIMER : This Report is **PRIVATE & CONFIDENTIAL** and it is prepared at the request of and for its use by the Subscriber only. The Subscriber shall use the contents of the Report merely as an aid to its business. Mira Inform Private Limited ("MIPL") has collated information/data in the Report, which have not been verified unless otherwise specifically mentioned in the Report. The Subscriber shall independently verify the accuracy and correctness of the information/data before in any way acting upon the same. MIPL shall not be liable for any harm, injury, loss or damage caused to the Subscriber due to default by the Subscriber's debtors/beneficiaries in fulfilling their obligations of any nature whatsoever. This Report or any of its portion shall not be used as a documentary evidence or otherwise before any investigative agencies or forum of law. This Report is confidential and proprietary to MIPL. The Subscriber and/or any other person(s) may not reproduce, publish or disclose any of the contents of the Report to others without the express authorization of MIPL. This Report is prepared and issued to the Subscriber without any risk, responsibility or liability on the part of MIPL or its officials.

FINANCIAL ANALYSIS
[all figures are in INR Million]

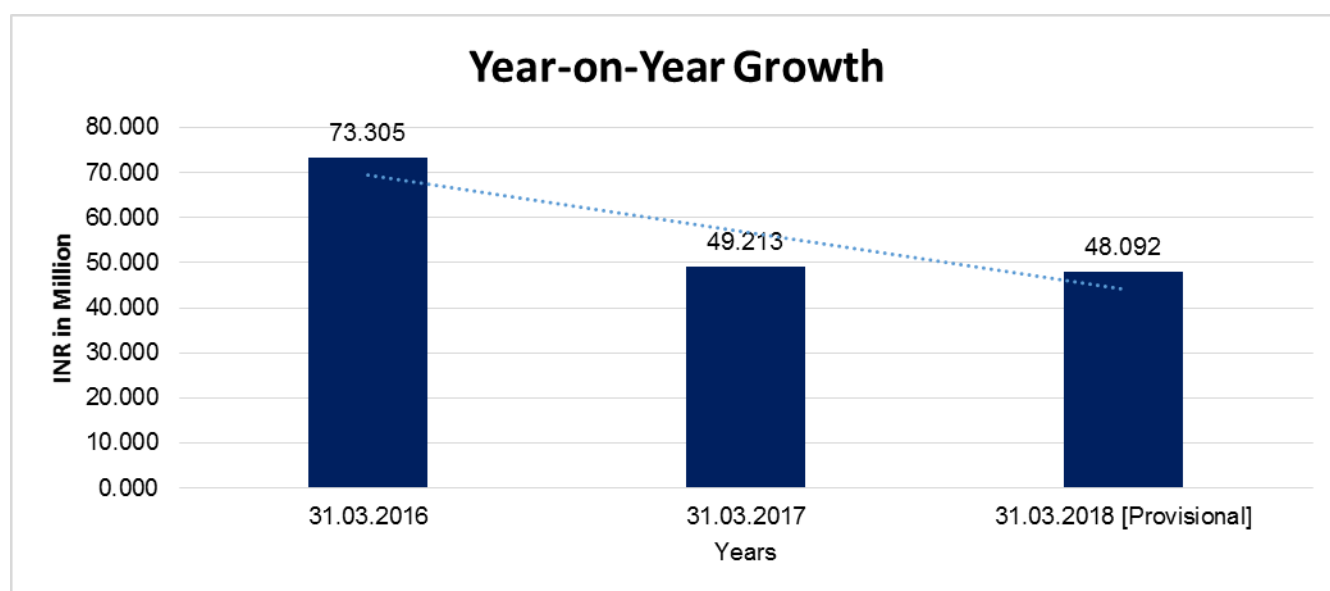
DEBT EQUITY RATIO

Particulars	31.03.2016	31.03.2017	31.03.2018 [Provisional]
	INR In Million	INR In Million	INR In Million
Capital Account	8.362	8.478	12.188
Reserves & Surplus	0.000	0.000	0.000
Net worth	8.362	8.478	12.188
Secured Loan	3.941	1.430	2.183
Unsecured Loan	0.000	0.000	0.000
Total borrowings	3.941	1.430	2.183
Debt/Equity ratio	0.471	0.169	0.179



YEAR-ON-YEAR GROWTH

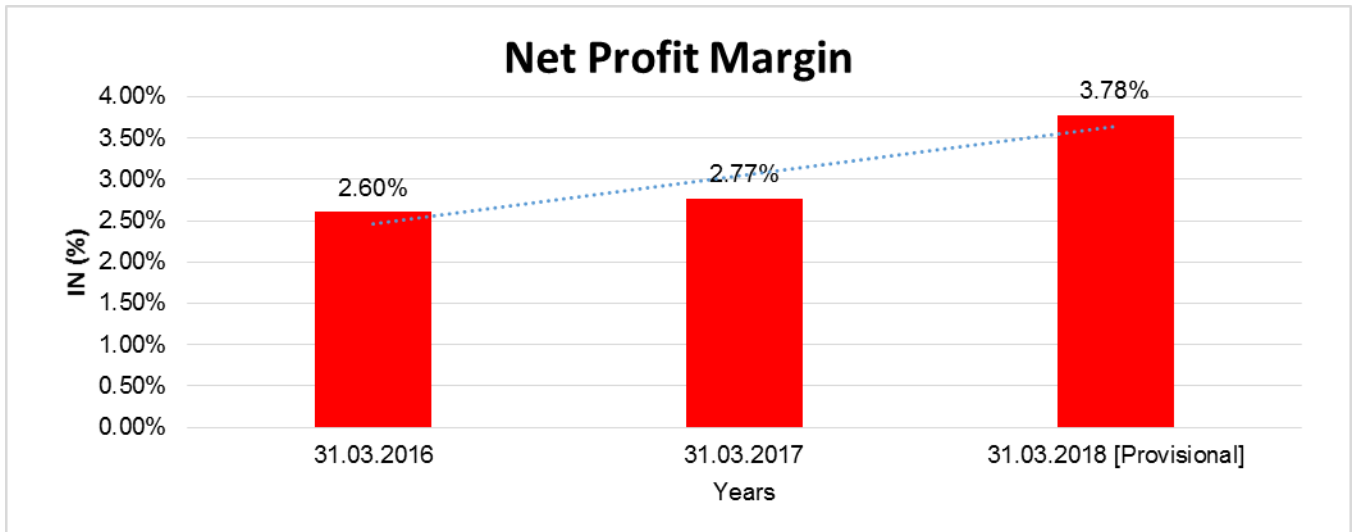
Year on Year Growth	31.03.2016	31.03.2017	31.03.2018 [Provisional]
	INR In Million	INR In Million	INR In Million
Sales	73.305	49.213	48.092
		(32.865)	(2.278)



DISCLAIMER : This Report is **PRIVATE & CONFIDENTIAL** and it is prepared at the request of and for its use by the Subscriber only. The Subscriber shall use the contents of the Report merely as an aid to its business. Mira Inform Private Limited ("MIPL") has collated information/data in the Report, which have not been verified unless otherwise specifically mentioned in the Report. The Subscriber shall independently verify the accuracy and correctness of the information/data before in any way acting upon the same. MIPL shall not be liable for any harm, injury, loss or damage caused to the Subscriber due to default by the Subscriber's debtors/beneficiaries in fulfilling their obligations of any nature whatsoever. This Report or any of its portion shall not be used as a documentary evidence or otherwise before any investigative agencies or forum of law. This Report is confidential and proprietary to MIPL. The Subscriber and/or any other person(s) may not reproduce, publish or disclose any of the contents of the Report to others without the express authorization of MIPL. This Report is prepared and issued to the Subscriber without any risk, responsibility or liability on the part of MIPL or its officials.

NET PROFIT MARGIN

Net Profit Margin	31.03.2016	31.03.2017	31.03.2018 [Provisional]
	INR In Million	INR In Million	INR In Million
Sales	73.305	49.213	48.092
Profit/ (Loss)	1.907	1.361	1.816
	2.60%	2.77%	3.78%



DISCLAIMER : This Report is **PRIVATE & CONFIDENTIAL** and it is prepared at the request of and for its use by the Subscriber only. The Subscriber shall use the contents of the Report merely as an aid to its business. Mira Inform Private Limited ("MIPL") has collated information/data in the Report, which have not been verified unless otherwise specifically mentioned in the Report. The Subscriber shall independently verify the accuracy and correctness of the information/data before in any way acting upon the same. MIPL shall not be liable for any harm, injury, loss or damage caused to the Subscriber due to default by the Subscriber's debtors/beneficiaries in fulfilling their obligations of any nature whatsoever. This Report or any of its portion shall not be used as a documentary evidence or otherwise before any investigative agencies or forum of law. This Report is confidential and proprietary to MIPL. The Subscriber and/or any other person(s) may not reproduce, publish or disclose any of the contents of the Report to others without the express authorization of MIPL. This Report is prepared and issued to the Subscriber without any risk, responsibility or liability on the part of MIPL or its officials.

LOCAL AGENCY FURTHER INFORMATION

Sr. No.	Check list by info agents	Available in Report (Yes/No)
1	Year of establishment	Yes
2	Constitution of the entity -Incorporation details	Yes
3	Locality of the entity	Yes
4	Premises details	Yes
5	Buyer visit details	Yes
6	Contact numbers	Yes
7	Name of the person contacted	Yes
8	Designation of contact person	Yes
9	Promoter's background	Yes
10	Date of Birth of Proprietor / Partners / Directors	Yes
11	Pan Card No. of Proprietor / Partners	Yes
12	Voter Id Card No. of Proprietor / Partners	No
13	Type of business	Yes
14	Line of Business	Yes
15	Export/import details (if applicable)	No
16	No. of employees	Yes
17	Details of sister concerns	No
18	Major suppliers	Yes
19	Major customers	Yes
20	Banking Details	Yes
21	Banking facility details	Yes
22	Conduct of the banking account	Yes
23	Financials, if provided	Yes
24	Capital in the business	Yes
25	Last accounts filed at ROC, if applicable	Yes
26	Turnover of firm for last three years	Yes
27	Reasons for variation <> 20%	--
28	Estimation for coming financial year	Yes
29	Profitability for last three years	Yes
30	Major shareholders, if available	No
31	External Agency Rating, if available	No
32	Litigations that the firm/promoter involved in	--
33	Market information	--
34	Payments terms	Yes
35	Negative Reporting by Auditors in the Annual Report	No

OBSERVATION POINTS

Name :	NAM EXPORTS INDIA
Address :	Plot No 150, Phase VI, Sector 37, Udyog Vihar, Khandhsa, Gurugram-122001, Haryana, India
Contact No :	91-9811154589
Email :	namexports@gmail.com
Person to whom we met:	Mr. Mukesh Kumar Upadhyay [Accountant]
Name Board:	Sighted
Location:	Easy
Landmark :	Near Bikaner Chowk
Total Floors of the building:	Ground + 2 Floors
Subject situated on :	Ground Floor
Locality:	Commercial
Area:	Neutral
No. of employee seen at premises :	10 [Approximately]
Visibility of Item :	<ul style="list-style-type: none"> • Telephone • Computer • Air Conditioner • Xerox Machine • Fax Machine
Furniture items sighted :	Yes
Neighbor's Interview :	Our executive inquired with the neighbour companies who claimed that the subject exists on the given address
Proof of visit:	Photos and Visiting Card

CALCULATION OF D.S.C.R.

(INR IN MILLION)

PARTICULARS	OPERATING YEARS				
	31.03.2019	31.03.2020	31.03.2021	31.03.2022	31.03.2023
Debt Service Coverage Ratio :					
(A) Cash flow :					
Net Profit after tax	2.746	4.120	4.589	5.142	5.730
Depreciation	0.600	0.500	0.450	0.400	0.350
Interest on loan	0.954	1.700	1.423	1.146	0.868
Total A	4.300	6.320	6.462	6.687	6.948
(B) Debt Servicing :					
Repayment of Loan					
Machinery	1.320	2.640	2.640	2.640	2.640
Interest on loan	0.954	1.700	1.423	1.146	0.868
Total B	2.274	4.340	4.063	3.786	3.508
D.S.C.R.(A \ B)	1.89	1.46	1.59	1.77	1.98
Interest Coverage Ratio	4.51	3.72	4.54	5.84	8.00
Average for 8 years			1.37		

PROJECTED PROFITABILITY STATEMENT

(INR IN MILLION)

PARTICULARS	OPERATING YEARS				
	31.03.2019	31.03.2020	31.03.2021	31.03.2022	31.03.2023
I. Income :					
SALES OF PRODUCTS	65.000	90.000	94.500	99.225	104.186
Other Income					
	65.000	90.000	94.500	99.225	104.186
Less:					
Cost of Raw Material Consumed	47.000	65.000	68.250	71.663	75.246
Power Cost	0.800	1.200	1.260	1.323	1.389
Production Expenses	5.000	7.000	7.350	7.718	8.103

DISCLAIMER : This Report is **PRIVATE & CONFIDENTIAL** and it is prepared at the request of and for its use by the Subscriber only. The Subscriber shall use the contents of the Report merely as an aid to its business. Mira Inform Private Limited ("MIPL") has collated information/data in the Report, which have not been verified unless otherwise specifically mentioned in the Report. The Subscriber shall independently verify the accuracy and correctness of the information/data before in any way acting upon the same. MIPL shall not be liable for any harm, injury, loss or damage caused to the Subscriber due to default by the Subscriber's debtors/beneficiaries in fulfilling their obligations of any nature whatsoever. This Report or any of its portion shall not be used as a documentary evidence or otherwise before any investigative agencies or forum of law. This Report is confidential and proprietary to MIPL. The Subscriber and/or any other person(s) may not reproduce, publish or disclose any of the contents of the Report to others without the express authorization of MIPL. This Report is prepared and issued to the Subscriber without any risk, responsibility or liability on the part of MIPL or its officials.

Consumable Stores & spares	-	-	-	-	-
Other Manufacturing Cost	2.000	2.500	2.625	2.756	2.894
Repairs & Maintenance	0.200	0.230	0.253	0.278	0.306
Sub Total	55.000	75.930	79.738	83.738	87.938
Gross Profit (A) - (B)	10.000	14.070	14.762	15.487	16.248
II. Expenses :					
Depreciation Exp.	0.600	0.500	0.450	0.400	0.350
Administrative Expenses	4.500	5.500	6.000	6.400	6.800
Interest on TERM LOAN	0.954	1.700	1.423	1.146	0.868
Interest on Working Capital	0.400	0.800	0.800	0.800	0.800
Total	6.454	8.500	8.673	8.746	8.818
Profit before Taxation	3.546	5.570	6.089	6.742	7.430
Previous year Loss	-	-	-	-	-
Total Profit	3.546	5.570	6.089	6.742	7.430
Income Tax	0.800	1.450	1.500	1.600	1.700
Profit after tax	2.746	4.120	4.589	5.142	5.730

CALCULATION OF INCOME TAX AND CAPITAL ACCOUNT

PARTICULARS	OPERATING YEARS				
	31.03.2019	31.03.2020	31.03.2021	31.03.2022	31.03.2023
Net profit before tax	3.546	5.570	6.089	6.742	7.430
Tax	0.800	1.450	1.500	1.600	1.700

	31.03.2019	31.03.2020	31.03.2021	31.03.2022	31.03.2023
Partner Capital Account					
Opening Balance	12.189	20.713	24.113	27.982	32.324
Addition	6.378	0.000	0.000	0.000	0.000
Drawing	0.600	0.720	0.720	0.800	0.900
Profit	3.546	5.570	6.089	6.742	7.430
Income Tax	0.800	1.450	1.500	1.600	1.700
Closing Balance	20.713	24.113	27.982	32.324	37.154

DISCLAIMER : This Report is **PRIVATE & CONFIDENTIAL** and it is prepared at the request of and for its use by the Subscriber only. The Subscriber shall use the contents of the Report merely as an aid to its business. Mira Inform Private Limited ("MIPL") has collated information/data in the Report, which have not been verified unless otherwise specifically mentioned in the Report. The Subscriber shall independently verify the accuracy and correctness of the information/data before in any way acting upon the same. MIPL shall not be liable for any harm, injury, loss or damage caused to the Subscriber due to default by the Subscriber's debtors/beneficiaries in fulfilling their obligations of any nature whatsoever. This Report or any of its portion shall not be used as a documentary evidence or otherwise before any investigative agencies or forum of law. This Report is confidential and proprietary to MIPL. The Subscriber and/or any other person(s) may not reproduce, publish or disclose any of the contents of the Report to others without the express authorization of MIPL. This Report is prepared and issued to the Subscriber without any risk, responsibility or liability on the part of MIPL or its officials.

PROJECTED BALANCE SHEET

(INR IN MILLION)

PARTICULARS	OPERATING YEARS				
	31.03.2019	31.03.2020	31.03.2021	31.03.2022	31.03.2023
Liability :					
Capital	20.713	24.113	27.982	32.324	37.154
Term Loan	17.180	14.540	11.900	9.260	6.620
Unsecured Loans	3.583	2.983	2.383	2.000	2.000
Sundry Creditors	7.500	8.500	8.500	8.500	8.500
Working Capital Limit	10.000	10.000	10.000	10.000	10.000
Expenses Payable	1.000	1.100	1.210	1.331	1.464
Total	59.976	61.236	61.975	63.415	65.738
Assets :					
Fixed Assets	32226	31.626	31.126	30.676	30.276
Less Depreciation	0.600	0.500	0.450	0.400	0.350
Net Block	31.626	31.126	30.676	30.276	29.926
Cash & Bank	1.850	2.110	2.799	3.089	4.157
Sundry Debtors	8.500	10.000	10.000	10.000	11.000
Closing Stock	8.000	9.000	9.000	10.000	10.000
Short Term Advances	5.000	4.000	4.000	4.000	4.000
Other Current Assets	5.000	5.000	5.500	6.050	6.655
Total	59.976	61.236	61.975	63.415	65.738

CASH FLOW STATEMENT

(INR IN MILLION)

PARTICULARS	OPERATING YEARS				
	31.03.2019	31.03.2020	31.03.2021	31.03.2022	31.03.2023
Sources of funds:					
Net profit as per profitability statement (Before tax)	3.546	5.570	6089	6742	7430
Introduced capital	6.378	-	-	-	-
Term Loan- Land & Building	18.500	-	-	-	-
Sundry Creditors	(10.370)	10.00	-	-	-

DISCLAIMER : This Report is **PRIVATE & CONFIDENTIAL** and it is prepared at the request of and for its use by the Subscriber only. The Subscriber shall use the contents of the Report merely as an aid to its business. Mira Inform Private Limited ("MIPL") has collated information/data in the Report, which have not been verified unless otherwise specifically mentioned in the Report. The Subscriber shall independently verify the accuracy and correctness of the information/data before in any way acting upon the same. MIPL shall not be liable for any harm, injury, loss or damage caused to the Subscriber due to default by the Subscriber's debtors/beneficiaries in fulfilling their obligations of any nature whatsoever. This Report or any of its portion shall not be used as a documentary evidence or otherwise before any investigative agencies or forum of law. This Report is confidential and proprietary to MIPL. The Subscriber and/or any other person(s) may not reproduce, publish or disclose any of the contents of the Report to others without the express authorization of MIPL. This Report is prepared and issued to the Subscriber without any risk, responsibility or liability on the part of MIPL or its officials.

Expenses Payable	0.833	0.100	0.110	0.121	0.133
Inc. in Bank Borrowing	10.000	-	-	-	-
Depreciation	0.600	0.500	0.450	0.400	0.350
Sale of Assets					
Unsecured Loan	1.400	(0.600)	(0.600)	(0.383)	-
Total	30.887	6.570	6.049	6.880	7.913
Application of Funds:					
Plant & Machinery	29.378	-	-	-	-
Investment					
Repayment of Loan	1.320	2.640	2.640	2.640	2.640
Increase In Debtors	3.642	1.500	-	-	1.000
Increase In Closing Stock	2.315	1.000	-	1.000	-
Short Term Advances	(6.585)	(1.000)	-	-	-
Other Currents Assets	0.456	-	0.500	0.550	0.605
Income Tax Paid	0.800	1.450	1.500	1.600	1.700
Drawings	0.600	0.720	0.720	0.800	0.900
Total	31.926	6.310	5.360	6.590	6.845
Opening Balance	2.889	1.850	2.110	2.799	3.089
Net Surplus	(1.039)	0.260	0.689	0.290	1.068
Closing Balance	1.850	2.110	2.799	3.089	4.157

BREAK EVEN ANALYSIS

(INR IN MILLION)

PARTICULARS	OPERATING YEARS				
	31.03.2019	31.03.2020	31.03.2021	31.03.2022	31.03.2023
Fixed Cost :					
Depreciation	0.600	0.500	0.450	0.400	0.350
Interest on Term Loan	0.954	1.700	1.423	1.146	0.868
Fixed expenses	2.250	2.750	3.000	3.200	3.400
Total (I)	3.804	4.950	4.873	4.746	4.618
Gross Profit	10.000	14.070	14.762	15.487	16.248
Less : Variable Cost					

DISCLAIMER : This Report is **PRIVATE & CONFIDENTIAL** and it is prepared at the request of and for its use by the Subscriber only. The Subscriber shall use the contents of the Report merely as an aid to its business. Mira Inform Private Limited ("MIPL") has collated information/data in the Report, which have not been verified unless otherwise specifically mentioned in the Report. The Subscriber shall independently verify the accuracy and correctness of the information/data before in any way acting upon the same. MIPL shall not be liable for any harm, injury, loss or damage caused to the Subscriber due to default by the Subscriber's debtors/beneficiaries in fulfilling their obligations of any nature whatsoever. This Report or any of its portion shall not be used as a documentary evidence or otherwise before any investigative agencies or forum of law. This Report is confidential and proprietary to MIPL. The Subscriber and/or any other person(s) may not reproduce, publish or disclose any of the contents of the Report to others without the express authorization of MIPL. This Report is prepared and issued to the Subscriber without any risk, responsibility or liability on the part of MIPL or its officials.

Administrative Exp.	2.250	2.750	3.000	3.200	3.400
Contribution (A)	7.750	11.320	11.762	12.287	12.848
SALES	65.000	90.000	94.500	99.225	104.186
P.V. Ratio (A) / (B)	1.192	1.258	1.245	1.238	1.233
Break Even of Sales in INR (C)	31.904	39.355	39.149	38.322	37.451
Margin of Safety (B) - (C)	33.096	50.645	55.351	60.903	66.735

NETWORTH STATEMENT

MR. SANJAY SAINI

(INR IN MILLION)

Sr. No	Particulars	31.03.2018
1	IMMOVABLE ASSETS	
a	40 Bihga Agriculture Land INR 0.500 Million Bihga at village Barsu District Muzafarnagar U. P [Market Value]	20.000
b	Residential Build up house at L-224/4, Sangam Vihar, New Delhi-110062 [Market Value]	35.000
c	Capital [Nam Exports India] on 31.03.2018	8.477
2	MOVABLE ASSETS	
a	Cash and Bank Balance	0.043
b	Jewelry and Ornaments	0.480
c	Household Goods	0.365
d	Car	1.230
	TOTAL ASSETS	65.595
Less:	LIABILITIES [Car Loan Corporation Bank]	0.405
	NET ASSETS	65.190

DISCLAIMER : This Report is **PRIVATE & CONFIDENTIAL** and it is prepared at the request of and for its use by the Subscriber only. The Subscriber shall use the contents of the Report merely as an aid to its business. Mira Inform Private Limited ("MIPL") has collated information/data in the Report, which have not been verified unless otherwise specifically mentioned in the Report. The Subscriber shall independently verify the accuracy and correctness of the information/data before in any way acting upon the same. MIPL shall not be liable for any harm, injury, loss or damage caused to the Subscriber due to default by the Subscriber's debtors/beneficiaries in fulfilling their obligations of any nature whatsoever. This Report or any of its portion shall not be used as a documentary evidence or otherwise before any investigative agencies or forum of law. This Report is confidential and proprietary to MIPL. The Subscriber and/or any other person(s) may not reproduce, publish or disclose any of the contents of the Report to others without the express authorization of MIPL. This Report is prepared and issued to the Subscriber without any risk, responsibility or liability on the part of MIPL or its officials.

FIXED ASSETS

- Furniture and Fixture
 - Building
 - Refrigerator
 - Electronics
 - Car
 - Scooter
 - Plant and Machinery
 - Phone
 - Computer
 - Water Cooler
-

CMT REPORT (Corruption, Money Laundering & Terrorism]

The Public Notice information has been collected from various sources including but not limited to: **The Courts, India Prisons Service, Interpol, etc.**

1] INFORMATION ON DESIGNATED PARTY

No records exist designating subject or any of its beneficial owners, controlling shareholders or senior officers as terrorist or terrorist organization or whom notice had been received that all financial transactions involving their assets have been blocked or convicted, found guilty or against whom a judgement or order had been entered in a proceedings for violating money-laundering, anti-corruption or bribery or international economic or anti-terrorism sanction laws or whose assets were seized, blocked, frozen or ordered forfeited for violation of money laundering or international anti-terrorism laws.

2] Court Declaration :

No records exist to suggest that subject is or was the subject of any formal or informal allegations, prosecutions or other official proceeding for making any prohibited payments or other improper payments to government officials for engaging in prohibited transactions or with designated parties.

3] Asset Declaration :

No records exist to suggest that the property or assets of the subject are derived from criminal conduct or a prohibited transaction.

4] Record on Financial Crime :

Charges or conviction registered against subject: **None**

5] Records on Violation of Anti-Corruption Laws :

Charges or investigation registered against subject: **None**

6] Records on Int'l Anti-Money Laundering Laws/Standards :

Charges or investigation registered against subject: **None**

7] Criminal Records

No available information exist that suggest that subject or any of its principals have been formally charged or convicted by a competent governmental authority for any financial crime or under any formal investigation by a competent government authority for any violation of anti-corruption laws or international anti-money laundering laws or standard.

8] Affiliation with Government :

No record exists to suggest that any director or indirect owners, controlling shareholders, director, officer or employee of the company is a government official or a family member or close business associate of a Government official.

9] Compensation Package :

Our market survey revealed that the amount of compensation sought by the subject is fair and reasonable and comparable to compensation paid to others for similar services.

10] Press Report :

No press reports / filings exists on the subject.

CORPORATE GOVERNANCE

MIRA INFORM as part of its Due Diligence do provide comments on Corporate Governance to identify management and governance. These factors often have been predictive and in some cases have created vulnerabilities to credit deterioration.

Our Governance Assessment focuses principally on the interactions between a company's management, its Board of Directors, Shareholders and other financial stakeholders.

CONTRAVENTION

Subject is not known to have contravened any existing local laws, regulations or policies that prohibit, restrict or otherwise affect the terms and conditions that could be included in the agreement with the subject.

FOREIGN EXCHANGE RATES

Currency	Unit	Indian Rupees
US Dollar	1	INR 71.85
UK Pound	1	INR 95.15
Euro	1	INR 84.68

INFORMATION DETAILS

Information Gathered by :	SUP
Analysis Done by :	NYT
Report Prepared by :	RUP

SCORE FACTORS

DEMERIT POINTS		
--BANK CHARGES	YES/NO	YES
--LITIGATION	YES/NO	NO
--OTHER ADVERSE INFORMATION	YES/NO	NO
MERIT POINTS		
--SOLE DISTRIBUTORSHIP	YES/NO	NO
--EXPORT ACTIVITIES	YES/NO	NO
--AFFILIATION	YES/NO	NO
--LISTED	YES/NO	NO
--OTHER MERIT FACTORS	YES/NO	YES

RATING EXPLANATIONS

Credit Rating	Explanation	Rating Comments
A++	Minimum Risk	Business dealings permissible with minimum risk of default
A+	Low Risk	Business dealings permissible with low risk of default
A	Acceptable Risk	Business dealings permissible with moderate risk of default
B	Medium Risk	Business dealings permissible on a regular monitoring basis
C	Medium High Risk	Business dealings permissible preferably on secured basis
D	High Risk	Business dealing not recommended or on secured terms only
NB	New Business	No recommendation can be done due to business in infancy stage
NT	No Trace	No recommendation can be done as the business is not traceable

NB is stated where there is insufficient information to facilitate rating. However, it is not to be considered as unfavourable.

This score serves as a reference to assess SC's credit risk and to set the amount of credit to be extended. It is calculated from a composite of weighted scores obtained from each of the major sections of this report. The assessed factors are as follows:

- Financial condition covering various ratios
- Company background and operations size
- Promoters / Management background
- Payment record
- Litigation against the subject
- Industry scenario / competitor analysis
- Supplier / Customer / Banker review (wherever available)

DISCLAIMER : This Report is **PRIVATE & CONFIDENTIAL** and it is prepared at the request of and for its use by the Subscriber only. The Subscriber shall use the contents of the Report merely as an aid to its business. Mira Inform Private Limited ("MIPL") has collated information/data in the Report, which have not been verified unless otherwise specifically mentioned in the Report. The Subscriber shall independently verify the accuracy and correctness of the information/data before in any way acting upon the same. MIPL shall not be liable for any harm, injury, loss or damage caused to the Subscriber due to default by the Subscriber's debtors/beneficiaries in fulfilling their obligations of any nature whatsoever. This Report or any of its portion shall not be used as a documentary evidence or otherwise before any investigative agencies or forum of law. This Report is confidential and proprietary to MIPL. The Subscriber and/or any other person(s) may not reproduce, publish or disclose any of the contents of the Report to others without the express authorization of MIPL. This Report is prepared and issued to the Subscriber without any risk, responsibility or liability on the part of MIPL or its officials.