

MIRA INFORM REPORT

Report No. :	531382
Report Date :	24.09.2018

IDENTIFICATION DETAILS

Name :	QUALCOMM TECHNOLOGIES INTERNATIONAL, LTD
Formerly Known As :	CAMBRIDGE SILICON RADIO LIMITED
Registered Office :	Churchill House Cambridge Business Park Cambridge Cb4 0wz
Country :	United Kingdom
Financials (as on) :	24.09.2018
Date of Incorporation :	11.11.1998
Com. Reg. No.:	03665875
Legal Form :	Private limited with Share Capital
Line of Business :	<ul style="list-style-type: none"> • Manufacture of Electronic Components • Design and marketing of true single chip radio devices. Accounts data converted from in US Dollars
No. of Employees :	658

RATING & COMMENTS

(Mira Inform has adopted New Rating mechanism w.e.f. 23rd January 2017)

MIRA's Rating :

A+

Credit Rating	Explanation	Rating Comments
A+	Low Risk	Business dealings permissible with low risk of default

Status :	Good
Payment Behaviour :	Regular
Litigation :	Clear

NOTES :

Any query related to this report can be made on e-mail : infodept@mirainform.com while quoting report number, name and date.

ECGC Country Risk Classification List

Country Name	Previous Rating (31.12.2017)	Current Rating (01.04.2018)
United Kingdom	A1	A1

Risk Category	ECGC Classification
Insignificant	A1
Low Risk	A2
Moderately Low Risk	B1
Moderate Risk	B2
Moderately High Risk	C1
High Risk	C2
Very High Risk	D

UNITED KINGDOM - ECONOMIC OVERVIEW

The UK, a leading trading power and financial center, is the third largest economy in Europe after Germany and France. Agriculture is intensive, highly mechanized, and efficient by European standards, producing about 60% of food needs with less than 2% of the labor force. The UK has large coal, natural gas, and oil resources, but its oil and natural gas reserves are declining; the UK has been a net importer of energy since 2005. Services, particularly banking, insurance, and business services, are key drivers of British GDP growth. Manufacturing, meanwhile, has declined in importance but still accounts for about 10% of economic output.

In 2008, the global financial crisis hit the economy particularly hard, due to the importance of its financial sector. Falling home prices, high consumer debt, and the global economic slowdown compounded the UK's economic problems, pushing the economy into recession in the latter half of 2008 and prompting the then BROWN (Labour) government to implement a number of measures to stimulate the economy and stabilize the financial markets. Facing burgeoning public deficits and debt levels, in 2010 the then CAMERON-led coalition government (between Conservatives and Liberal Democrats) initiated an austerity program, which has continued under the Conservative government. However, the deficit still remains one of the highest in the G7, standing at 3.6% of GDP as of 2017, and the UK has pledged to lower its corporation tax from 20% to 17% by 2020. The UK had a debt burden of 90.4% GDP at the end of 2017.

The UK economy has begun to slow since the referendum vote to leave the EU in June 2016. A sustained depreciation of the British pound has increased consumer and producer prices, weighing on consumer spending without spurring a meaningful increase in exports. The UK has an extensive trade relationship with other EU members through its single market membership, and economic observers have warned the exit will jeopardize its position as the central location for European financial services. Prime Minister MAY is seeking a new "deep and special" trade relationship with the EU following the UK's exit. However, economists doubt that the UK will be able to preserve the benefits of EU membership without the obligations. The UK is expected to officially leave the EU by the end of March 2019.

Source : CIA

COMPANY NAME AND ADDRESS

Company Name: **QUALCOMM TECHNOLOGIES INTERNATIONAL, LTD.**
Company No: **03665875**
Registered Address: **CHURCHILL HOUSE CAMBRIDGE BUSINESS PARK CAMBRIDGE CB4 0WZ**

COMPANY SUMMARY

Registered Address CHURCHILL HOUSE
CAMBRIDGE BUSINESS PARK
CAMBRIDGE
CB4 0WZ

Trading Address Churchill House
Cambridge Business Park
Cowley Road
Cambridge, Cambridgeshire
CB4 0WZ

Website Address <http://www.qualcomm.com>

Telephone Number 01223692000

Fax Number

TPS No

FPS Yes

Incorporation Date 11/11/1998

Previous Name CAMBRIDGE SILICON RADIO LIMITED

Type Private limited with Share Capital

FTSE Index -

Date of Change 13/08/2015

Filing Date of Accounts 06/06/2018

Currency GBP

Share Capital £565,683,836

SIC07	26110
Charity Number	-
SIC07 Description	MANUFACTURE OF ELECTRONIC COMPONENTS
Principal Activity	Design and marketing of true single chip radio devices. Accounts data converted from in US Dollars.

ADDITIONAL INFORMATION

CCJ's	0 (£0)
No CCJ Information To Display	
Ultimate Holding Company	QUALCOMM INCORPORATED
Accountant	-
Mortgages	4
Group	22 companies
Linkages	41 companies
Countries	In 8 countries

KEY FINANCIALS

Year to Date	Turnover	Pre Tax Profit	Shareholder's Funds	Employees
24/09/2017	£1,569,297,928	£158,786,441	£1,080,325,424	658
25/09/2016	£1,134,862,524	£30,064,030	£944,603,390	704
27/09/2015	£396,026,701	-£7,628,764	£135,025,412	783

MORTGAGE SUMMARY

Total Mortgage	4
Outstanding	4
Satisfied	0

TRADE DEBTORS / BAD DEBT SUMMARY

Total Number of Documented Trade	0
Total Value of Documented Trade	£0

DISCLAIMER : This Report is **PRIVATE & CONFIDENTIAL** and it is prepared at the request of and for its use by the Subscriber only. The Subscriber shall use the contents of the Report merely as an aid to its business. Mira Inform Private Limited ("MIPL") has collated information/data in the Report, which have not been verified unless otherwise specifically mentioned in the Report. The Subscriber shall independently verify the accuracy and correctness of the information/data before in any way acting upon the same. MIPL shall not be liable for any harm, injury, loss or damage caused to the Subscriber due to default by the Subscriber's debtors/beneficiaries in fulfilling their obligations of any nature whatsoever. This Report or any of its portion shall not be used as a documentary evidence or otherwise before any investigative agencies or forum of law. This Report is confidential and proprietary to MIPL. The Subscriber and/or any other person(s) may not reproduce, publish or disclose any of the contents of the Report to others without the express authorization of MIPL. This Report is prepared and issued to the Subscriber without any risk, responsibility or liability on the part of MIPL or its officials.

COMMENTARY

This company's return on total assets employed ratio indicates a relatively efficient use of assets.
This company has made late payments on a medium percentage of invoices.
This company's ratio of total liabilities to total assets indicates the presence of moderate equity funding.
The company has more cash than short term bank borrowings.
This company trades in an industry with a moderate level of corporate failures.

CCJ

Total Number of Exact CCJs -	0	Total Value of Exact CCJs -	
Total Number of Possible CCJs -	0	Total Value of Possible CCJs -	
Total Number of Satisfied CCJs -	0	Total Value of Satisfied CCJs -	

Total Current Directors	2	Total Current Secretaries	1
Total Previous Directors / Company Secretaries	17	Total Person's With Significant Control	1

CURRENT DIRECTORS

Title	Mr	Function	Director
Name	Kevin Cadieux	Nationality	American
Date of Birth	05/1961	Present Appointments	2
Latest Address	Churchill House Cambridge Business Park, Cowley Road, Cambridge, Cambridgeshire	Appointment Date	13/08/2015
Post Code	CB4 0WZ		
Other Actions	View Director Report	View Consumer Report	View AML Report
	View Trace Report	View Compliance Report	
Title	Mr	Function	Director
Name	Gordon Thomas Rowe	Nationality	Canadian
Date of Birth	11/1965	Present Appointments	9
Latest Address	C/o Angela Gonzales Qualcomm Incorporated, 5775 Morehouse Drive,	Appointment Date	17/04/2017

DISCLAIMER : This Report is **PRIVATE & CONFIDENTIAL** and it is prepared at the request of and for its use by the Subscriber only. The Subscriber shall use the contents of the Report merely as an aid to its business. Mira Inform Private Limited ("MIPL") has collated information/data in the Report, which have not been verified unless otherwise specifically mentioned in the Report. The Subscriber shall independently verify the accuracy and correctness of the information/data before in any way acting upon the same. MIPL shall not be liable for any harm, injury, loss or damage caused to the Subscriber due to default by the Subscriber's debtors/beneficiaries in fulfilling their obligations of any nature whatsoever. This Report or any of its portion shall not be used as a documentary evidence or otherwise before any investigative agencies or forum of law. This Report is confidential and proprietary to MIPL. The Subscriber and/or any other person(s) may not reproduce, publish or disclose any of the contents of the Report to others without the express authorization of MIPL. This Report is prepared and issued to the Subscriber without any risk, responsibility or liability on the part of MIPL or its officials.

	San Diego, California 92121		
Post Code			
Other Actions	View Director Report	View Consumer Report	View AML Report
	View Trace Report	View Compliance Report	

CURRENT COMPANY SECRETARY





Title		Function	Company Secretary
Name	JORDAN COMPANY SECRETARIES LIMITED	Nationality	British
Date of Birth	-	Present Appointments	1431
Latest Address	First Floor Templeback, 10 Temple Back, Bristol	Appointment Date	18/08/2015
Post Code	BS1 6FL		
Other Actions		View Consumer Report	View Trace Report
	View Compliance Report		

Top Shareholders

Name	Currency	Share Count	Share Type	Nominal Value	% of Total Share Count
CAMBRIDGE SILICON RADIO HOLDINGS LTD	GBP	282,841,918	ORDINARY	2	100

FINANCIALS

Profit & Loss

	Date Of Accounts	24/09/17	(%)	25/09/16	(%)	27/09/15	(%)	26/12/14	(%)	27/12/13
	Weeks	52	(%)	52	(%)	39	(%)	52	(%)	52
	Currency	GBP	(%)	GBP	(%)	GBP	(%)	GBP	(%)	GBP
	Consolidated A/cs	N	(%)	N	(%)	N	(%)	N	(%)	N
	Turnover	£1,569,297,928	38.3%	£1,134,862,524	186.6%	£396,026,701	-27%	£542,449,900	-9.2%	£597,558,856
	Export	-	-	-	-	£381,120,382	-26.9%	£521,138,061	-9.6%	£576,742,331
	Cost of Sales	£844,883,616	26%	£670,688,512	305.3%	£165,486,612	-36.5%	£260,503,586	-20.4%	£327,242,363
	Gross	£724,414,3	56.1	£464,174,0	101.3	£230,540,	-	£281,946,	4.3%	£270,316,

DISCLAIMER : This Report is **PRIVATE & CONFIDENTIAL** and it is prepared at the request of and for its use by the Subscriber only. The Subscriber shall use the contents of the Report merely as an aid to its business. Mira Inform Private Limited ("MIPL") has collated information/data in the Report, which have not been verified unless otherwise specifically mentioned in the Report. The Subscriber shall independently verify the accuracy and correctness of the information/data before in any way acting upon the same. MIPL shall not be liable for any harm, injury, loss or damage caused to the Subscriber due to default by the Subscriber's debtors/beneficiaries in fulfilling their obligations of any nature whatsoever. This Report or any of its portion shall not be used as a documentary evidence or otherwise before any investigative agencies or forum of law. This Report is confidential and proprietary to MIPL. The Subscriber and/or any other person(s) may not reproduce, publish or disclose any of the contents of the Report to others without the express authorization of MIPL. This Report is prepared and issued to the Subscriber without any risk, responsibility or liability on the part of MIPL or its officials.

	Profit	13	%	11	%	090	18.2%	314		493
	Wages & Salaries	£63,241,431	10.1%	£57,453,861	8.8%	£52,811,955	7.4%	£57,035,421	10.5%	£63,714,249
	Directors Emoluments	£273,446	42.6%	£476,083	94.3%	£8,402,488	180.7%	£2,993,419	3.1%	£3,087,749
	Operating Profit	£204,830,132	333.1%	£47,292,655	926.9%	£5,719,487	189.2%	£6,413,518	84.6%	£41,549,387
	Depreciation	£4,818,079	38.4%	£3,482,486	10.6%	£3,894,409	7.7%	£4,220,957	25%	£3,375,705
	Audit Fees	£253,861	13.8%	£294,539	9.9%	£326,936	34.4%	£243,289	17.6%	£206,888
	Interest Payments	£55,193,974	144.6%	£22,569,492	999.9%	£68,270	31.1%	£99,090	98.6%	£7,337,700
	Pre Tax Profit	£158,786,441	428.2%	£30,064,030	494.1%	£7,628,764	111.5%	£66,426,828	42.5%	£46,617,161
	Taxation	£24,412,806	999.9%	£372,128	107.9%	£4,700,751	53.9%	£3,054,056	59.6%	£7,564,693
	Profit After Tax	£134,373,635	341.5%	£30,436,158	346.9%	£12,329,515	119.5%	£63,372,772	62.3%	£39,052,468
	Dividends Payable	-	-	-	-	-	-	-	100%	£209,520,721
	Retained Profit	£134,373,635	341.5%	£30,436,158	346.9%	£12,329,515	119.5%	£63,372,772	137.2%	£170,468,253















Balance Sheet

	Date Of Accounts	24/09/17	(%)	25/09/16	(%)	27/09/15	(%)	26/12/14	(%)	27/12/13
	Tangible Assets	£12,454,237	1.8%	£12,239,548	26.9%	£16,735,189	35.1%	£25,784,959	52.5%	£54,269,408
	Intangible Assets	£2,334,815,819	5.6%	£2,473,207,533	999.9%	£18,927,407	35.7%	£29,429,860	3.4%	£28,459,693
	Total Fixed Assets	£2,347,270,056	5.6%	£2,485,447,081	999.9%	£35,662,596	35.4%	£55,214,819	33.3%	£82,729,100

DISCLAIMER : This Report is **PRIVATE & CONFIDENTIAL** and it is prepared at the request of and for its use by the Subscriber only. The Subscriber shall use the contents of the Report merely as an aid to its business. Mira Inform Private Limited ("MIPL") has collated information/data in the Report, which have not been verified unless otherwise specifically mentioned in the Report. The Subscriber shall independently verify the accuracy and correctness of the information/data before in any way acting upon the same. MIPL shall not be liable for any harm, injury, loss or damage caused to the Subscriber due to default by the Subscriber's debtors/beneficiaries in fulfilling their obligations of any nature whatsoever. This Report or any of its portion shall not be used as a documentary evidence or otherwise before any investigative agencies or forum of law. This Report is confidential and proprietary to MIPL. The Subscriber and/or any other person(s) may not reproduce, publish or disclose any of the contents of the Report to others without the express authorization of MIPL. This Report is prepared and issued to the Subscriber without any risk, responsibility or liability on the part of MIPL or its officials.






QUALCOMM TECHNOLOGIES INTERNATIONAL, LTD - 531382

PAGE NO. : 9






	Stock	£106,007,533	520.8 %	£17,076,460	- 65.6 %	£49,657,893	25.6 %	£39,529,690	- 9.2%	£43,520,332
	Trade Debtors	£143,739,360	2.1%	£140,827,872	190.6 %	£48,463,931	2.7 %	£47,200,325	-	0
	Cash	£4,653,861	- 87.6 %	£37,614,313	- 73.6 %	£142,434,954	55%	£91,865,710	111.8 %	£43,369,868
	Other Debtors	£878,396,987	104.8 %	£428,866,290	196.4 %	£144,676,477	- 13.5 %	£167,313,466	- 2.8%	£172,181,075
	Miscellaneous Current Assets	0	- 100 %	£548,133,333	-	0	-	0	- 100 %	£4,017,770
	Total Current Assets	£1,132,797,740	- 3.4%	£1,172,518,267	204.4 %	£385,233,255	11.4 %	£345,909,192	31.5 %	£263,089,046
	Trade Creditors	£2,140,113	- 47.4 %	£4,070,056	- 86.9 %	£31,128,726	8.2 %	£28,762,848	123.5 %	£12,871,782
	Bank Loans & Overdrafts	0	-	0	-	0	-	0	-	0
	Other Short Term Finance	£338,219,962	- 52.8 %	£717,173,635	266 %	£195,953,880	9.2 %	£179,506,766	37.4 %	£130,665,413
	Miscellaneous Current Liabilities	£80,003,013	20.6 %	£66,314,124	30.3 %	£50,896,609	- 18.7 %	£62,565,999	-29%	£88,176,276
	Total Current Liabilities	£420,363,089	- 46.6 %	£787,557,815	183.3 %	£277,979,216	2.6 %	£270,835,613	16.9 %	£231,713,470
	Bank Loans & Overdrafts and LTL	£1,979,379,284	2.8%	£1,925,804,143	999.9 %	£7,891,224	- 19.8 %	£9,843,970	- 85.3 %	£66,769,570
	Other Long Term Finance	£1,975,961,582	2.9%	£1,920,823,352	-	0	-	0	-	0
	Total Long Term Liabilities	£1,979,379,284	2.8%	£1,925,804,143	999.9 %	£7,891,224	- 19.8 %	£9,843,970	- 85.3 %	£66,769,570

DISCLAIMER : This Report is **PRIVATE & CONFIDENTIAL** and it is prepared at the request of and for its use by the Subscriber only. The Subscriber shall use the contents of the Report merely as an aid to its business. Mira Inform Private Limited ("MIPL") has collated information/data in the Report, which have not been verified unless otherwise specifically mentioned in the Report. The Subscriber shall independently verify the accuracy and correctness of the information/data before in any way acting upon the same. MIPL shall not be liable for any harm, injury, loss or damage caused to the Subscriber due to default by the Subscriber's debtors/beneficiaries in fulfilling their obligations of any nature whatsoever. This Report or any of its portion shall not be used as a documentary evidence or otherwise before any investigative agencies or forum of law. This Report is confidential and proprietary to MIPL. The Subscriber and/or any other person(s) may not reproduce, publish or disclose any of the contents of the Report to others without the express authorization of MIPL. This Report is prepared and issued to the Subscriber without any risk, responsibility or liability on the part of MIPL or its officials.



Capital & Reserves

	Date Of Accounts	24/09/17	(%)	25/09/16	(%)	27/09/15	(%)	26/12/14	(%)	27/12/13
	Called Up Share Capital	£612,402,260	-	£612,402,260	999.9%	£731,245	2.6%	£712,860	14%	£625,203
	P & L Account Reserve	£245,030,508	112.9%	£115,106,591	41.9%	£81,103,694	-13.8%	£94,094,506	338%	£21,480,641
	Revaluation Reserve	-	-	-	-	-	-	-	-	-
	Sundry Reserves	£222,892,655	2.7%	£217,094,539	308.1%	£53,190,473	107.5%	£25,637,063	1.6%	£25,229,263
	Shareholder Funds	£1,080,325,424	14.4%	£944,603,390	599.6%	£135,025,412	12.1%	£120,444,428	154.5%	£47,335,106



Other Financial Items

	Date Of Accounts	24/09/17	(%)	25/09/16	(%)	27/09/15	(%)	26/12/14	(%)	27/12/13
	Net Worth	£1,254,490,395	17.9%	£1,528,604,143	999.9%	£116,098,005	27.6%	£91,014,568	382.2%	£18,875,413
	Working Capital	£712,434,652	85.1%	£384,960,452	258.9%	£107,254,039	42.9%	£75,073,578	139.3%	£31,375,576
	Total Assets	£3,480,067,797	-4.9%	£3,657,965,348	769.1%	£420,895,851	4.9%	£401,124,011	16%	£345,818,146
	Total Liabilities	£2,399,742,373	-11.6%	£2,713,361,959	849.2%	£285,870,439	1.8%	£280,679,583	-6%	£298,483,040
	Net Assets	£1,080,325,424	14.4%	£944,603,390	599.6%	£135,025,412	12.1%	£120,444,428	154.5%	£47,335,106



Cash Flow

	Date Of Accounts	24/09/17	(%)	25/09/16	(%)	27/09/15	(%)	26/12/14	(%)	27/12/13
	Net Cashflow from Operations	£11,219,586	-102.3%	£488,510,734	743.6%	£57,910,187	-2.9%	£59,637,654	627.8%	£11,299,695
	Net Cashflow before	£531,938,230	614.3%	£103,426,742	-310.2%	£49,213,381	-25.1%	£65,668,860	343.9%	£26,925,871








DISCLAIMER : This Report is **PRIVATE & CONFIDENTIAL** and it is prepared at the request of and for its use by the Subscriber only. The Subscriber shall use the contents of the Report merely as an aid to its business. Mira Inform Private Limited ("MIPL") has collated information/data in the Report, which have not been verified unless otherwise specifically mentioned in the Report. The Subscriber shall independently verify the accuracy and correctness of the information/data before in any way acting upon the same. MIPL shall not be liable for any harm, injury, loss or damage caused to the Subscriber due to default by the Subscriber's debtors/beneficiaries in fulfilling their obligations of any nature whatsoever. This Report or any of its portion shall not be used as a documentary evidence or otherwise before any investigative agencies or forum of law. This Report is confidential and proprietary to MIPL. The Subscriber and/or any other person(s) may not reproduce, publish or disclose any of the contents of the Report to others without the express authorization of MIPL. This Report is prepared and issued to the Subscriber without any risk, responsibility or liability on the part of MIPL or its officials.

	Financing									
	Net Cashflow from Financing	- £564,971,751	-	-	-	-	100%	- £22,699,105	34.3%	- £34,564,498
	Increase in Cash	- £33,033,522	68.1%	- £103,426,742	- 310.2%	£49,213,381	14.5%	£42,969,755	169.9%	- £61,490,369



Miscellaneous

	Date Of Accounts	24/09/17	(%)	25/09/16	(%)	27/09/15	(%)	26/12/14	(%)	27/12/13
	Contingent Liability	NO	-	NO	-	NO	-	NO	-	NO
	Capital Employed	£3,059,704,708	6.6%	£2,870,407,533	999.9%	£142,916,635	9.7%	£130,288,398	14.2%	£114,104,676
	Number of Employees	658	- 6.5%	704	- 10.1%	783	8.1%	724	9%	664
	Accountants									
	Auditors	PRICEWATERHOUSECOOPERS LLP								
	Auditor Comments	The audit report contains no adverse comments								
	Bankers	LLOYDS TSB BANK PLC								
	Bank Branch Code									

Ratios

	Date Of Accounts	24/09/17	25/09/16	27/09/15	26/12/14	27/12/13
	Pre-tax profit margin %	10.12	2.65	-1.93	12.25	7.80
	Current ratio	2.69	1.49	1.39	1.28	1.14
	Sales/Net Working Capital	2.20	2.95	3.69	7.23	19.05
	Gearing %	183.20	203.90	5.80	8.20	141.10
	Equity in %	94.30	79.70	33.60	32.40	14.90
	Creditor Days	0.49	1.30	21.45	19.30	7.84
	Debtor Days	33.34	45.16	33.40	31.67	-

DISCLAIMER : This Report is **PRIVATE & CONFIDENTIAL** and it is prepared at the request of and for its use by the Subscriber only. The Subscriber shall use the contents of the Report merely as an aid to its business. Mira Inform Private Limited ("MIPL") has collated information/data in the Report, which have not been verified unless otherwise specifically mentioned in the Report. The Subscriber shall independently verify the accuracy and correctness of the information/data before in any way acting upon the same. MIPL shall not be liable for any harm, injury, loss or damage caused to the Subscriber due to default by the Subscriber's debtors/beneficiaries in fulfilling their obligations of any nature whatsoever. This Report or any of its portion shall not be used as a documentary evidence or otherwise before any investigative agencies or forum of law. This Report is confidential and proprietary to MIPL. The Subscriber and/or any other person(s) may not reproduce, publish or disclose any of the contents of the Report to others without the express authorization of MIPL. This Report is prepared and issued to the Subscriber without any risk, responsibility or liability on the part of MIPL or its officials.

	Liquidity/Acid Test	2.44	1.46	1.20	1.13	0.94
	Return On Capital Employed %	5.18	1.04	-5.33	50.98	40.85
	Return On Total Assets Employed %	4.56	0.82	-1.81	16.56	13.48
	Current Debt Ratio	0.38	0.83	2.05	2.24	4.89
	Total Debt Ratio	2.22	2.87	2.11	2.33	6.30
	Stock Turnover Ratio %	6.75	1.50	12.53	7.28	7.28
	Return on Net Assets Employed %	14.69	3.18	-5.64	55.15	98.48

EVENT HISTORY VIEW DOCUMENTS

Date	Description
13/06/2018	New Accounts Filed
13/06/2018	New Accounts Filed
16/11/2017	Confirmation Statement
25/08/2017	New Accounts Filed
25/08/2017	New Accounts Filed
31/07/2017	Confirmation Statement
10/07/2017	Confirmation Statement
27/04/2017	Mr A. Murray has left the board
27/04/2017	New Board Member Mr G.T. Rowe appointed
18/11/2016	Annual Returns
03/07/2016	New Accounts Filed
03/07/2016	New Accounts Filed
05/02/2016	Annual Returns
03/09/2015	New Company Secretary JORDAN SECRETARIES LIMITED appointed
24/08/2015	Change in Reg.Office

PREVIOUS COMPANY NAMES

Date	Previous Name
13/08/2015	CAMBRIDGE SILICON RADIO LIMITED

Writ Details

No writs found

DISCLAIMER : This Report is **PRIVATE & CONFIDENTIAL** and it is prepared at the request of and for its use by the Subscriber only. The Subscriber shall use the contents of the Report merely as an aid to its business. Mira Inform Private Limited ("MIPL") has collated information/data in the Report, which have not been verified unless otherwise specifically mentioned in the Report. The Subscriber shall independently verify the accuracy and correctness of the information/data before in any way acting upon the same. MIPL shall not be liable for any harm, injury, loss or damage caused to the Subscriber due to default by the Subscriber's debtors/beneficiaries in fulfilling their obligations of any nature whatsoever. This Report or any of its portion shall not be used as a documentary evidence or otherwise before any investigative agencies or forum of law. This Report is confidential and proprietary to MIPL. The Subscriber and/or any other person(s) may not reproduce, publish or disclose any of the contents of the Report to others without the express authorization of MIPL. This Report is prepared and issued to the Subscriber without any risk, responsibility or liability on the part of MIPL or its officials.

STATISTICS

Group	22 companies
Linkages	41 companies
Countries	In 8 countries

SUMMARY

Holding Company	CAMBRIDGE SILICON RADIO HOLDINGS LIMITED
Ownership Status	Wholly Owned
Ultimate Holding Company	QUALCOMM INCORPORATED

GROUP STRUCTURE FULL

Company Name	Registered Number	Latest Key Financials	Consol. Accounts	Turnover
QUALCOMM INCORPORATED		-	-	\$1,000,000,000
QUALCOMM ATHEROS INTER...	N/A	-	-	
QUALCOMM EUROPE INC	N/A	-	-	
QUALCOMM (UK) HOLDIN...	05526533	28.09.2014	N	
QUALCOMM CAMBRIDGE...	03908042	28.09.2014	N	£7,567,405
XIAM TECHNOLOGIES LI...	IE385709	24.09.2017	N	
QUALCOMM GLOBAL TRADIN...	N/A	-	-	
QUALCOMM GLOBAL TRADIN...	N/A	-	-	
CSR LIMITED	04187346	24.09.2017	N	£6,795,480

DISCLAIMER : This Report is **PRIVATE & CONFIDENTIAL** and it is prepared at the request of and for its use by the Subscriber only. The Subscriber shall use the contents of the Report merely as an aid to its business. Mira Inform Private Limited ("MIPL") has collated information/data in the Report, which have not been verified unless otherwise specifically mentioned in the Report. The Subscriber shall independently verify the accuracy and correctness of the information/data before in any way acting upon the same. MIPL shall not be liable for any harm, injury, loss or damage caused to the Subscriber due to default by the Subscriber's debtors/beneficiaries in fulfilling their obligations of any nature whatsoever. This Report or any of its portion shall not be used as a documentary evidence or otherwise before any investigative agencies or forum of law. This Report is confidential and proprietary to MIPL. The Subscriber and/or any other person(s) may not reproduce, publish or disclose any of the contents of the Report to others without the express authorization of MIPL. This Report is prepared and issued to the Subscriber without any risk, responsibility or liability on the part of MIPL or its officials.

QUALCOMM TECHNOLOGIES INTERNATIONAL, LTD - 531382

PAGE NO. : 14

☐ CAMBRIDGE SILICON...	07624969	24.09.2017	N	
☐ CAMBRIDGE POSITIO...	02808344	24.09.2017	N	
☐ UBINETICS (VPT) L...	05507344	24.09.2017	N	
☐ APT LICENSING LIM...	NI054094	24.09.2017	N	
☐ QUALCOMM TECHNOLO...	03665875	24.09.2017	N	£1,569,297,928
☐ CSR TECHNOLOGY HOL...	N/A	-	-	
☐ CAMBRIDGE SILICON...	08320071	24.09.2017	N	
☐ OAK TECHNOLOGY LLC	N/A	-	-	
☐ CSR IMAGING UK LTD.	03863617	24.09.2017	N	
☐ GOBI LIMITED	07769306	24.09.2017	N	
☐ QUALCOMM (UK) LIMITED	03921033	24.09.2017	N	£13,331,914
☐ QUALCOMM COMMUNICA...	07386408	24.09.2017	N	£8,694,432
☐ QT TECHNOLOGIES IREL...	IE527068	24.09.2017	N	€10,446,585

Group	22 companies
Linkages	41 companies
Countries	In 8 countries

DISCLAIMER : This Report is **PRIVATE & CONFIDENTIAL** and it is prepared at the request of and for its use by the Subscriber only. The Subscriber shall use the contents of the Report merely as an aid to its business. Mira Inform Private Limited ("MIPL") has collated information/data in the Report, which have not been verified unless otherwise specifically mentioned in the Report. The Subscriber shall independently verify the accuracy and correctness of the information/data before in any way acting upon the same. MIPL shall not be liable for any harm, injury, loss or damage caused to the Subscriber due to default by the Subscriber's debtors/beneficiaries in fulfilling their obligations of any nature whatsoever. This Report or any of its portion shall not be used as a documentary evidence or otherwise before any investigative agencies or forum of law. This Report is confidential and proprietary to MIPL. The Subscriber and/or any other person(s) may not reproduce, publish or disclose any of the contents of the Report to others without the express authorization of MIPL. This Report is prepared and issued to the Subscriber without any risk, responsibility or liability on the part of MIPL or its officials.

OTHER LINKED COMPANIES

Name	Number	Latest Key Financials	Turnover
IKANO PROPERTY FE A/S	25327896	31.12.2017	
NXP SEMICONDUCTORS FRANCE	504538745	31.12.2017	€169,636,634
NORDNAV TECHNOLOGIES AKTIEBOLAG	5566253000	31.12.2014	
ZORAN (FRANCE)	438282501	31.12.2016	
MICROTUNE VERWALTUNGS GMBH	HRB 2820	31.10.2010	
QUALCOMM TECHNOLOGIES INTERNATIONAL GMBH	HRB 2826	31.12.2016	
QUALCOMM GERMANY RFFE GMBH	HRB 232044	30.09.2016	
QUALCOMM CDMA TECHNOLOGIES GMBH	HRB 133031	30.09.2016	€32,368,747
ASTRATA GERMANY GMBH	HRB 27098	01.01.2016	
QUALCOMM TECHNOLOGIES NETHERLANDS B.V.	56169841	27.09.2015	
QUALCOMM FRANCE	795039528	30.09.2017	€8,761,641
QUALCOMM COMMUNICATIONS	799760087	30.09.2017	€7,701,790
RECIVA LIMITED	04120226	27.09.2015	
MICROTUNE GMBH & CO. KG	HRA 1332	31.12.2009	
NXP SEMICONDUCTORS NETHERLANDS B.V.	17070621	-	
NXP SEMICONDUCTORS N.V.	34253298	31.12.2017	€7,916,185,589
PTC VUFORIA SWITZERLAND AG	5433801	-	
QUALCOMM WIRELESS GMBH	6593833	-	
SNAPTRACS INC		-	
IKANOS COMMUNICATIONS INCORPORATED		-	\$48,364,000

DISCLAIMER : This Report is **PRIVATE & CONFIDENTIAL** and it is prepared at the request of and for its use by the Subscriber only. The Subscriber shall use the contents of the Report merely as an aid to its business. Mira Inform Private Limited ("MIPL") has collated information/data in the Report, which have not been verified unless otherwise specifically mentioned in the Report. The Subscriber shall independently verify the accuracy and correctness of the information/data before in any way acting upon the same. MIPL shall not be liable for any harm, injury, loss or damage caused to the Subscriber due to default by the Subscriber's debtors/beneficiaries in fulfilling their obligations of any nature whatsoever. This Report or any of its portion shall not be used as a documentary evidence or otherwise before any investigative agencies or forum of law. This Report is confidential and proprietary to MIPL. The Subscriber and/or any other person(s) may not reproduce, publish or disclose any of the contents of the Report to others without the express authorization of MIPL. This Report is prepared and issued to the Subscriber without any risk, responsibility or liability on the part of MIPL or its officials.

MORTGAGE DETAILS

Mortgage Type:	LEGAL CHARGE OVER ESCROW ACCOUNT		
Date Charge Created:	04/10/12		
Date Charge Registered:	23/10/12		
Date Charge Satisfied:	-		
Status:	OUTSTANDING		
Person(s) Entitled:	SAMSUNG ELECTRONICS CO.,LTD		
Amount Secured:	ALL MONIES DUE OR TO BECOME DUE FROM THE COMPANY TO THE CHARGEES ON ANY ACCOUNT WHATSOEVER UNDER THE TERMS OF THE AFOREMENTIONED INSTRUMENT CREATING OR EVIDENCING THE CHARGE		
Details:	FIRST FIXED CHARGE ALL OF ITS PRESENT AND FUTURE RIGHTS IN RESPECT OF ALL SUMS OVER THE ESCROW ACCOUNT AND HEREAFTER STANDING TO THE CREDIT OF THE ACCOUNT SEE IMAGE FOR FULL DETAILS		
Mortgage Type:	RENT DEPOSIT DEED		
Date Charge Created:	29/09/04		
Date Charge Registered:	06/10/04		
Date Charge Satisfied:	-		
Status:	OUTSTANDING		
Person(s) Entitled:	THE CROWN ESTATE COMMISSIONERS		
Amount Secured:	£412,500.00 DUE OR TO BECOME DUE FROM THE COMPANY TO THE CHARGEES		
Details:	THE SUM OF £412,500.00 TOGETHER WITH ANY AMOUNTS CREDITED TO THE DEPOSIT ACCOUNT AND ANY INTEREST LESS ANY AMOUNTS WITHDRAWN FROM THE DEPOSIT ACCOUNT		
Mortgage Type:	CHARGE OVER DEPOSIT		
Date Charge Created:	16/08/02		
Date Charge Registered:	23/08/02		
Date Charge Satisfied:	-		
Status:	OUTSTANDING		
Person(s) Entitled:	LOMBARD NORTH CENTRAL PLC		
Amount Secured:	ALL MONIES DUE OR TO BECOME DUE FROM THE COMPANY TO THE CHARGEES UNDER THE TERMS OF THE AFOREMENTIONED INSTRUMENT CREATING OR EVIDENCING THE CHARGE		
Details:	BY WAY OF FIRST FIXED CHARGE THE ACCOUNT AND/OR THE DEPOSIT, AND ALL ENTITLEMENTS TO INTEREST, THE RIGHT TO REPAYMENT AND OTHER RIGHTS AND BENEFITS ACCRUING SEE THE MORTGAGE CHARGE DOCUMENT FOR FULL DETAILS		
Mortgage Type:	DEED OF CHARGE		
Date Charge Created:	09/10/00		
Date Charge Registered:	21/10/00		
Date Charge Satisfied:	-		
Status:	OUTSTANDING		
Person(s) Entitled:	LOMBARD NORTH CENTRAL PLC		

DISCLAIMER : This Report is **PRIVATE & CONFIDENTIAL** and it is prepared at the request of and for its use by the Subscriber only. The Subscriber shall use the contents of the Report merely as an aid to its business. Mira Inform Private Limited ("MIPL") has collated information/data in the Report, which have not been verified unless otherwise specifically mentioned in the Report. The Subscriber shall independently verify the accuracy and correctness of the information/data before in any way acting upon the same. MIPL shall not be liable for any harm, injury, loss or damage caused to the Subscriber due to default by the Subscriber's debtors/beneficiaries in fulfilling their obligations of any nature whatsoever. This Report or any of its portion shall not be used as a documentary evidence or otherwise before any investigative agencies or forum of law. This Report is confidential and proprietary to MIPL. The Subscriber and/or any other person(s) may not reproduce, publish or disclose any of the contents of the Report to others without the express authorization of MIPL. This Report is prepared and issued to the Subscriber without any risk, responsibility or liability on the part of MIPL or its officials.

Amount Secured:	ALL MONIES DUE OR TO BECOME DUE FROM THE COMPANY TO THE CHARGEES UNDER LEASE AGREEMENT NUMBER 570438
Details:	ALL OF THE RIGHT TITLE AND INTEREST IN BANK ACCOUNT NUMBER 01003482 HELD BY SOCIETE GENERALE IN THE NAME OF CAMBRIDGE SILICON RADIO LTD SEE THE MORTGAGE CHARGE DOCUMENT FOR FULL DETAILS

PREVIOUS DIRECTOR/COMPANY SECRETARIES

Name	Current Active Appointments	Previous Appointments	Dissolved Companies
Anthony Murray	0	2	0
Klaus Dieter Buehring	0	5	7
John Paul Auton	1	6	7
Hermann Maria Hauser	14	13	34
Glenn Collinson	2	6	8
James Digby Yarlet Collier	0	1	0
Philip Liam O Donovan	0	3	2
Philip Liam O Donovan	0	3	2
Michael Leslie Shone	0	10	23
Anton Arts	0	3	0
John Robert Stewart Hodgson	0	3	5
Brett Nicholas Gladden	0	7	16
Dwight Daniel Willard Gardiner	32	12	17
John Colbert Scarisbrick	0	6	1
Jozef Aloysius Johannes Van Beurden	0	5	0
Paul Garnet George Goodridge	4	13	12
Paul Garnet George Goodridge	4	13	12
Total Persons With Significant Control	1	Total Statements	0
Active	1	Active	0
Ceased	0	Ceased	0

ACTIVE PERSONS WITH SIGNIFICANT CONTROL

Name	Cambridge Silicon Radio Holdings Limited	Kind	Corporate Entity With Significant Control
Address	Churchill House Cambridge Business Park, Cowley	Notified On	06/04/2016

DISCLAIMER : This Report is **PRIVATE & CONFIDENTIAL** and it is prepared at the request of and for its use by the Subscriber only. The Subscriber shall use the contents of the Report merely as an aid to its business. Mira Inform Private Limited ("MIPL") has collated information/data in the Report, which have not been verified unless otherwise specifically mentioned in the Report. The Subscriber shall independently verify the accuracy and correctness of the information/data before in any way acting upon the same. MIPL shall not be liable for any harm, injury, loss or damage caused to the Subscriber due to default by the Subscriber's debtors/beneficiaries in fulfilling their obligations of any nature whatsoever. This Report or any of its portion shall not be used as a documentary evidence or otherwise before any investigative agencies or forum of law. This Report is confidential and proprietary to MIPL. The Subscriber and/or any other person(s) may not reproduce, publish or disclose any of the contents of the Report to others without the express authorization of MIPL. This Report is prepared and issued to the Subscriber without any risk, responsibility or liability on the part of MIPL or its officials.

	Road, Cambridge, Cambridgeshire		
Post Code	CB4 0WZ	Legal Form	Limited
Authority	Uk	Place Registered	Companies House
Country Registered	England & Wales	Registration Number	07624969
Nature Of Control	Ownership Of Shares 75 To 100 Percent, Voting Rights 75 To 100 Percent, Right To Appoint And Remove Directors		

CEASED PERSONS WITH SIGNIFICANT CONTROL

No Ceased Persons With Significant Control To Display

ACTIVE STATEMENTS

No Active Statements To Display

CEASED STATEMENTS

No Ceased Statements To Display

FOREIGN EXCHANGE RATES

Currency	Unit	Indian Rupee
US Dollar	1	INR 71.85
UK Pound	1	INR 95.15
Euro	1	INR 84.68
GBP	1	INR 94.47

Note : Above are approximate rates obtained from sources believed to be correct

INFORMATION DETAILS

Analysis Done by :	VIV
Report Prepared by :	KET

DISCLAIMER : This Report is **PRIVATE & CONFIDENTIAL** and it is prepared at the request of and for its use by the Subscriber only. The Subscriber shall use the contents of the Report merely as an aid to its business. Mira Inform Private Limited ("MIPL") has collated information/data in the Report, which have not been verified unless otherwise specifically mentioned in the Report. The Subscriber shall independently verify the accuracy and correctness of the information/data before in any way acting upon the same. MIPL shall not be liable for any harm, injury, loss or damage caused to the Subscriber due to default by the Subscriber's debtors/beneficiaries in fulfilling their obligations of any nature whatsoever. This Report or any of its portion shall not be used as a documentary evidence or otherwise before any investigative agencies or forum of law. This Report is confidential and proprietary to MIPL. The Subscriber and/or any other person(s) may not reproduce, publish or disclose any of the contents of the Report to others without the express authorization of MIPL. This Report is prepared and issued to the Subscriber without any risk, responsibility or liability on the part of MIPL or its officials.

RATING EXPLANATIONS

Credit Rating	Explanation	Rating Comments
A++	Minimum Risk	Business dealings permissible with minimum risk of default
A+	Low Risk	Business dealings permissible with low risk of default
A	Acceptable Risk	Business dealings permissible with moderate risk of default
B	Medium Risk	Business dealings permissible on a regular monitoring basis
C	Medium High Risk	Business dealings permissible preferably on secured basis
D	High Risk	Business dealing not recommended or on secured terms only
NB	New Business	No recommendation can be done due to business in infancy stage
NT	No Trace	No recommendation can be done as the business is not traceable

NB is stated where there is insufficient information to facilitate rating. However, it is not to be considered as unfavourable.

This score serves as a reference to assess SC's credit risk and to set the amount of credit to be extended. It is calculated from a composite of weighted scores obtained from each of the major sections of this report. The assessed factors are as follows:

- Financial condition covering various ratios
- Company background and operations size
- Promoters / Management background
- Payment record
- Litigation against the subject
- Industry scenario / competitor analysis
- Supplier / Customer / Banker review (wherever available)