

MIRA INFORM REPORT

Report No. :	530616
Report Date :	25.09.2018

IDENTIFICATION DETAILS

Name :	GLAMOUR TIN INDUSTRIES PRIVATE LIMITED
Registered Office :	S/4, MIDC Tarapur Via Boiser Railway Station, Boiser, Thane – 401501, Maharashtra
Tel. No.:	91-252-5661049
Country :	India
Financials (as on) :	31.03.2017
Date of Incorporation :	02.05.1983
CIN No.: [Company Identification No.]	U99999MH1983PTC029905
Capital Investment / Paid-up Capital :	INR 0.253 Million
PAN No.: [Permanent Account No.]	AAACG1537D
GSTN : [Goods & Service Tax Registration No.]	27AAACG1537D1Z2
Legal Form :	Private Limited Liability Company
Line of Business :	Subject is engaged in the business of manufacturing and job work of tins. [Registered Activity] Manufacturer and importer of metal container and packaging container. [Confirmed by management]
No. of Employees :	36 (Approximately)

RATING & COMMENTS

(Mira Inform has adopted New Rating mechanism w.e.f. 23rd January 2017)

MIRA's Rating :

A

DISCLAIMER : This Report is **PRIVATE & CONFIDENTIAL** and it is prepared at the request of and for its use by the Subscriber only. The Subscriber shall use the contents of the Report merely as an aid to its business. Mira Inform Private Limited ("MIPL") has collated information/data in the Report, which have not been verified unless otherwise specifically mentioned in the Report. The Subscriber shall independently verify the accuracy and correctness of the information/data before in any way acting upon the same. MIPL shall not be liable for any harm, injury, loss or damage caused to the Subscriber due to default by the Subscriber's debtors/beneficiaries in fulfilling their obligations of any nature whatsoever. This Report or any of its portion shall not be used as a documentary evidence or otherwise before any investigative agencies or forum of law. This Report is confidential and proprietary to MIPL. The Subscriber and/or any other person(s) may not reproduce, publish or disclose any of the contents of the Report to others without the express authorization of MIPL. This Report is prepared and issued to the Subscriber without any risk, responsibility or liability on the part of MIPL or its officials.

Credit Rating	Explanation	Rating Comments
A	Acceptable Risk	Business dealings permissible with moderate risk of default

Maximum Credit Limit :	USD 140000
Status :	Satisfactory
Payment Behaviour :	Slow but correct
Litigation :	Clear
Comments :	<p>Subject is a wholly owned subsidiary of "S. S. Computer Services Private Limited" and it was incorporated in the year 1983.</p> <p>It is engaged as a manufacturer and importer of metal container and packaging container.</p> <p>For the financial year 2017, the company has reported a decline in its revenue as compared to its previous year but it has achieved a good profit margin during the year.</p> <p>Rating takes into consideration, the satisfactory financial risk profile marked by adequate networth base and strong debt protection metrics due to debt free balance sheet profile.</p> <p>Rating continues to derive strength from established track record of its business operations backed by well experienced management team.</p> <p>Payment seems to be slow but correct.</p> <p>In view of aforesaid, the company can be considered for business dealings at usual trade terms and conditions.</p>

NOTES:

Any query related to this report can be made on e-mail: infodept@mirainform.com while quoting report number, name and date.

ECGC Country Risk Classification List

Country Name	Previous Rating (31.12.2017)	Current Rating (01.04.2018)
India	A1	A1

Risk Category	ECGC Classification
Insignificant	A1

DISCLAIMER : This Report is **PRIVATE & CONFIDENTIAL** and it is prepared at the request of and for its use by the Subscriber only. The Subscriber shall use the contents of the Report merely as an aid to its business. Mira Inform Private Limited ("MIPL") has collated information/data in the Report, which have not been verified unless otherwise specifically mentioned in the Report. The Subscriber shall independently verify the accuracy and correctness of the information/data before in any way acting upon the same. MIPL shall not be liable for any harm, injury, loss or damage caused to the Subscriber due to default by the Subscriber's debtors/beneficiaries in fulfilling their obligations of any nature whatsoever. This Report or any of its portion shall not be used as a documentary evidence or otherwise before any investigative agencies or forum of law. This Report is confidential and proprietary to MIPL. The Subscriber and/or any other person(s) may not reproduce, publish or disclose any of the contents of the Report to others without the express authorization of MIPL. This Report is prepared and issued to the Subscriber without any risk, responsibility or liability on the part of MIPL or its officials.

Low Risk	A2
Moderately Low Risk	B1
Moderate Risk	B2
Moderately High Risk	C1
High Risk	C2
Very High Risk	D

EXTERNAL AGENCY RATING

NOT AVAILABLE

RBI DEFAULTERS' LIST STATUS

Subject's name is not enlisted as a defaulter in the publicly available RBI Defaulters' list.

EPF (Employee Provident Fund) DEFAULTERS' LIST STATUS

Subject's name is not enlisted as a defaulter in the publicly available EPF (Employee Provident Fund) Defaulters' list as of 31-03-2018.

BIFR (Board for Industrial & Financial Reconstruction) LISTING STATUS

Subject's name is not listed as a Sick Unit in the publicly available BIFR (Board for Industrial & Financial Reconstruction) list as of 25.09.2018

IBBI (Insolvency and Bankruptcy Board of India) LISTING STATUS

Subject's name is not listed in the publicly available IBBI (Insolvency and Bankruptcy Board of India) list as of report date.

INFORMATION PARTED BY (GENERAL DETAILS)

Name :	Mr. Kishor Patil
Designation :	Senior Executive
Contact No.:	91-252-5661049
Date :	18.09.2018

LOCATIONS

Registered Office :	S/4, MIDC Tarapur Via Boiser Railway Station, Boiser, Thane – 401501, Maharashtra, India
----------------------------	------------------------------------------------------------------------------------------

DISCLAIMER : This Report is **PRIVATE & CONFIDENTIAL** and it is prepared at the request of and for its use by the Subscriber only. The Subscriber shall use the contents of the Report merely as an aid to its business. Mira Inform Private Limited ("MIPL") has collated information/data in the Report, which have not been verified unless otherwise specifically mentioned in the Report. The Subscriber shall independently verify the accuracy and correctness of the information/data before in any way acting upon the same. MIPL shall not be liable for any harm, injury, loss or damage caused to the Subscriber due to default by the Subscriber's debtors/beneficiaries in fulfilling their obligations of any nature whatsoever. This Report or any of its portion shall not be used as a documentary evidence or otherwise before any investigative agencies or forum of law. This Report is confidential and proprietary to MIPL. The Subscriber and/or any other person(s) may not reproduce, publish or disclose any of the contents of the Report to others without the express authorization of MIPL. This Report is prepared and issued to the Subscriber without any risk, responsibility or liability on the part of MIPL or its officials.

Tel. No.:	91-252-5661049
Fax No.:	Not Available
E-Mail :	shinde@spectpharma.com

DIRECTORS

AS ON 31.03.2018

Name :	Mr. Anil Nivrutti Dumbre
Designation :	Director
Address :	Room No. 9, Rama Malhari Dhurve Chawl, Ram Joshi Marg, Bhatwadi, Ghatkopar (West), Mumbai – 400084, Maharashtra, India
Date of Birth/Age :	01.09.1973
Date of Appointment :	10.07.2014
DIN No.:	00092522

Other Directorship:

CIN/FCRN	Company Name	Begin Date	End Date
U99999MH1979PTC021471	SNITYAM PHARMACEUTICALS PRIVATE LIMITED	11/09/2000	-
U01200MH1981PTC023670	S S COMPUTER SERVICES PRIVATE LIMITED	07/06/2013	-
U99999MH1983PTC030741	SVAIDYAM PHARMACEUTICALS AND CHEMICALS PVT LTD	01/03/2010	-
U99999MH1986PTC040344	KRISP LABORATORIES PRIVATE LIMITED	02/11/2016	-
U01211MH1990PTC056506	EQUUS BREEDING PRIVATE LIMITED	07/06/2013	-
U24233MH2013PTC249401	SHUBH PHARMA PRIVATE LIMITED	30/09/2015	-

Name :	Mr. Navin Raghunath Shetty
Designation :	Director
Address :	C/304 Gokul Nagari No. 1, Western Express Highway, Near Saidham Kandivali (East), Mumbai – 400101, Maharashtra, India
Date of Birth/Age :	06.03.1957
Date of Appointment :	02.11.2016
DIN No.:	01667392
PAN No.:	ADFPS2405K

Other Directorship:

CIN/FCRN	Company Name	Begin Date	End Date
U99999MH1979PTC021422	LEE PACKAGING PRIVATE LIMITED	30/09/2016	-
U51900MH1998PTC116187	SUNVALUE TRADING COMPANY PRIVATE LIMITED	28/09/2015	-

KEY EXECUTIVES

Name :	Mr. Kishor Patil
Designation :	Senior Executive

MAJOR SHAREHOLDERS

AS ON 25.09.2017

Names of Shareholders	No. of Shares
S. S. Computer Services Private Limited	2520
S. S. Computer Services Private Limited Jointly with Niranjana Sigtia	10
Total	2530

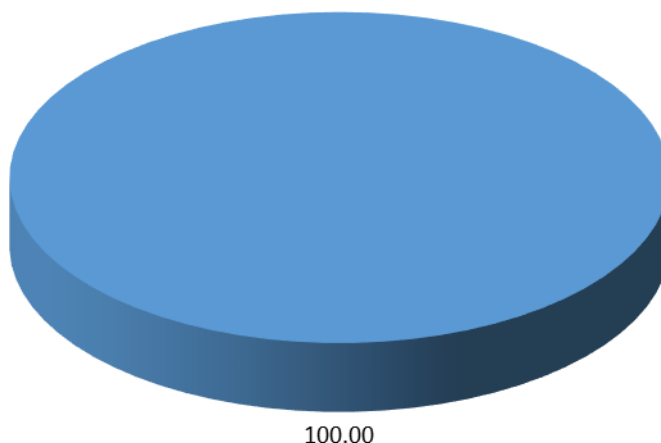
Equity Share Break up (Percentage of Total Equity)

AS ON 25.09.2017

Category	Percentage
Promoters [Bodies corporate]	100.00
Total	100.00

Share holding pattern

■ Promoters [Bodies corporate]



BUSINESS DETAILS

Line of Business :	Subject is engaged in the business of manufacturing and job work of tins. [Registered Activity] Manufacturer and importer of metal container and packaging container. [Confirmed by management]	
Products / Services :	Name and Description of main products / services	ITC Code
	Metal roll-forming services	99893304
Brand Names :	Not Available	
Agencies Held :	Not Available	
Exports :	Not Divulged	
Imports :		
	Products :	Raw Material
	Countries :	China
Terms :		
	Selling :	Cash, Advance Payment, Cheque and Credit
	Purchasing :	Cash, Advance Payment, Cheque and Credit

PRODUCTION STATUS – (NOT AVAILABLE)

GENERAL INFORMATION

Suppliers :	Reference :	Not Divulged
	Name of the Person :	--
	Contact No.:	--
	Since How Long Known :	--
	Maximum Limit Dealt :	--
	Experience :	--
	Remark :	--
Customers :	End Users	
	Reference :	Not Divulged
	Name of the Person :	--
	Contact No.:	--
	Since How Long Known :	--

	Maximum Limit Dealt :	--
	Experience :	--
	Remark :	--
No. of Employees :	36 (Approximately)	
Bankers :	Banker Name :	Not Divulged
	Branch :	Not Divulged
	Person Name (With Designation) :	--
	Contact Number :	--
	Name of Account Holder :	--
	Account Number :	--
	Account Since (Date/Year of Account Opening) :	--
	Average Balance Maintained :	--
	Credit Facilities Enjoyed (CC/OD/Term Loan) :	--
	Account Operation :	--
	Remark :	--

Auditors :	
Name :	Sarda and Pareek Chartered Accountants
Address :	Mahavir Apartments, Third Floor, 598 M. G. Road, Near Suncity Cinema, Vile Parle (East), Mumbai – 400057, Maharashtra, India
Tel. No.:	91-22-26101124-26
Fax No.:	91-22-26134015
E-Mail :	spca@sardapareek.com
PAN No.:	AACFS5647A
Membership No.:	40630
Memberships :	Not Available
Collaborators :	Not Available
Holding Company :	S. S. Computer Services Private Limited

CAPITAL STRUCTURE

AS ON 25.09.2017

Authorised Capital :

No. of Shares	Type	Value	Amount

DISCLAIMER : This Report is **PRIVATE & CONFIDENTIAL** and it is prepared at the request of and for its use by the Subscriber only. The Subscriber shall use the contents of the Report merely as an aid to its business. Mira Inform Private Limited ("MIPL") has collated information/data in the Report, which have not been verified unless otherwise specifically mentioned in the Report. The Subscriber shall independently verify the accuracy and correctness of the information/data before in any way acting upon the same. MIPL shall not be liable for any harm, injury, loss or damage caused to the Subscriber due to default by the Subscriber's debtors/beneficiaries in fulfilling their obligations of any nature whatsoever. This Report or any of its portion shall not be used as a documentary evidence or otherwise before any investigative agencies or forum of law. This Report is confidential and proprietary to MIPL. The Subscriber and/or any other person(s) may not reproduce, publish or disclose any of the contents of the Report to others without the express authorization of MIPL. This Report is prepared and issued to the Subscriber without any risk, responsibility or liability on the part of MIPL or its officials.

5000	Equity Shares	INR 100/- each	INR 0.500 Million

Issued, Subscribed & Paid-up Capital :

No. of Shares	Type	Value	Amount
2530	Equity Shares	INR 100/- each	INR 0.253 Million

FINANCIAL DATA
[all figures are in INR Million]

ABRIDGED BALANCE SHEET

SOURCES OF FUNDS	31.03.2017	31.03.2016	31.03.2015
I. EQUITY AND LIABILITIES			
(1) Shareholders' Funds			
(a) Share Capital	0.253	0.253	0.253
(b) Reserves & Surplus	48.576	42.730	32.562
(c) Money received against share warrants	0.000	0.000	0.000
(2) Share Application money pending allotment	0.000	0.000	0.000
Total Shareholders' Funds (1) + (2)	48.829	42.983	32.815
(3) Non-Current Liabilities			
(a) Long-term borrowings	0.000	0.000	0.000
(b) Deferred tax liabilities (Net)	0.346	0.846	1.444
(c) Other long term liabilities	0.000	0.000	0.000
(d) Long-term provisions	0.000	0.000	0.000
Total Non-current Liabilities (3)	0.346	0.846	1.444
(4) Current Liabilities			
(a) Short term borrowings	0.000	0.000	0.000
(b) Trade payables	0.715	0.494	0.053
(c) Other current liabilities	3.452	2.705	2.444
(d) Short-term provisions	0.926	2.310	3.086
Total Current Liabilities (4)	5.093	5.509	5.583
TOTAL	54.268	49.338	39.842
II. ASSETS			
(1) Non-current assets			
(a) Fixed Assets			
(i) Tangible assets	23.535	28.233	29.469
(ii) Intangible Assets	0.000	0.000	0.000
(iii) Capital work-in-progress	0.000	0.000	0.000
(iv) Intangible assets under development	0.000	0.000	0.000
(b) Non-current Investments	0.000	0.000	0.000
(c) Deferred tax assets (net)	0.000	0.000	0.000
(d) Long-term Loan and Advances	0.259	0.259	2.014
(e) Other Non-current assets	0.000	0.000	0.000
Total Non-Current Assets	23.794	28.492	31.483

DISCLAIMER : This Report is **PRIVATE & CONFIDENTIAL** and it is prepared at the request of and for its use by the Subscriber only. The Subscriber shall use the contents of the Report merely as an aid to its business. Mira Inform Private Limited ("MIPL") has collated information/data in the Report, which have not been verified unless otherwise specifically mentioned in the Report. The Subscriber shall independently verify the accuracy and correctness of the information/data before in any way acting upon the same. MIPL shall not be liable for any harm, injury, loss or damage caused to the Subscriber due to default by the Subscriber's debtors/beneficiaries in fulfilling their obligations of any nature whatsoever. This Report or any of its portion shall not be used as a documentary evidence or otherwise before any investigative agencies or forum of law. This Report is confidential and proprietary to MIPL. The Subscriber and/or any other person(s) may not reproduce, publish or disclose any of the contents of the Report to others without the express authorization of MIPL. This Report is prepared and issued to the Subscriber without any risk, responsibility or liability on the part of MIPL or its officials.

(2) Current assets			
(a) Current investments	0.000	0.000	0.000
(b) Inventories	0.157	0.211	0.318
(c) Trade receivables	28.827	18.660	4.985
(d) Cash and cash equivalents	0.398	0.451	1.039
(e) Short-term loans and advances	0.804	1.263	1.624
(f) Other current assets	0.288	0.261	0.393
Total Current Assets	30.474	20.846	8.359
TOTAL	54.268	49.338	39.842

PROFIT & LOSS ACCOUNT

	PARTICULARS	31.03.2017	31.03.2016	31.03.2015
	SALES			
	Income	54.984	56.761	54.796
	Other Income	0.115	0.059	0.059
	TOTAL	55.099	56.820	54.855
Less	EXPENSES			
	Cost of Materials Consumed	0.120	0.097	0.627
	Changes in Inventories of finished goods, work-in-progress and stock-in-trade	(0.010)	0.107	(0.090)
	Employee Benefits Expenses	18.791	18.565	17.366
	Other Expenses	22.409	16.317	11.386
	TOTAL	41.310	35.086	29.289
	PROFIT/(LOSS) BEFORE INTEREST, TAX, DEPRECIATION AND AMORTISATION	13.789	21.734	25.566
Less	FINANCIAL EXPENSES	0.000	0.000	0.000
	PROFIT/(LOSS) BEFORE TAX, DEPRECIATION AND AMORTISATION	13.789	21.734	25.566
Less	DEPRECIATION/ AMORTISATION	5.081	5.641	4.522
	PROFIT/(LOSS) BEFORE TAX	8.708	16.093	21.044
Less	TAX	2.862	5.926	6.800
	PROFIT/(LOSS) AFTER TAX	5.846	10.167	14.244
	Earnings / (Loss) Per Share (INR)	2310.59	4018.92	5630.05

DISCLAIMER : This Report is **PRIVATE & CONFIDENTIAL** and it is prepared at the request of and for its use by the Subscriber only. The Subscriber shall use the contents of the Report merely as an aid to its business. Mira Inform Private Limited ("MIPL") has collated information/data in the Report, which have not been verified unless otherwise specifically mentioned in the Report. The Subscriber shall independently verify the accuracy and correctness of the information/data before in any way acting upon the same. MIPL shall not be liable for any harm, injury, loss or damage caused to the Subscriber due to default by the Subscriber's debtors/beneficiaries in fulfilling their obligations of any nature whatsoever. This Report or any of its portion shall not be used as a documentary evidence or otherwise before any investigative agencies or forum of law. This Report is confidential and proprietary to MIPL. The Subscriber and/or any other person(s) may not reproduce, publish or disclose any of the contents of the Report to others without the express authorization of MIPL. This Report is prepared and issued to the Subscriber without any risk, responsibility or liability on the part of MIPL or its officials.

CURRENT MATURITIES OF LONG TERM DEBT DETAILS

Particulars	31.03.2017	31.03.2016	31.03.2015
Current Maturities of Long term debt	NA	NA	NA
Cash generated from operations	0.219	9.418	16.455
Net cash flow from / (used in) operating activities	0.357	2.406	16.455

KEY RATIOS

EFFICIENCY RATIOS

PARTICULARS	31.03.2017	31.03.2016	31.03.2015
Average Collection Days (Sundry Debtors / Income * 365 Days)	191.36	119.99	33.21
Account Receivables Turnover (Income / Sundry Debtors)	1.91	3.04	10.99
Average Payment Days (Sundry Creditors / Purchases * 365 Days)	2174.79	1858.87	30.85
Inventory Turnover (Operating Income / Inventories)	87.83	103.00	80.40
Asset Turnover (Operating Income / Net Fixed Assets)	0.59	0.77	0.87

LEVERAGE RATIOS

PARTICULARS	31.03.2017	31.03.2016	31.03.2015
Debt Ratio ((Borrowing + Current Liabilities) / Total Assets)	0.09	0.11	0.14
Debt Equity Ratio (Total Liability / Networth)	0.00	0.00	0.00
Current Liabilities to Networth (Current Liabilities / Net Worth)	0.10	0.13	0.17
Fixed Assets to Networth (Net Fixed Assets / Networth)	0.48	0.66	0.90
Interest Coverage Ratio (PBIT / Financial Charges)	0.00	0.00	0.00

DISCLAIMER : This Report is **PRIVATE & CONFIDENTIAL** and it is prepared at the request of and for its use by the Subscriber only. The Subscriber shall use the contents of the Report merely as an aid to its business. Mira Inform Private Limited ("MIPL") has collated information/data in the Report, which have not been verified unless otherwise specifically mentioned in the Report. The Subscriber shall independently verify the accuracy and correctness of the information/data before in any way acting upon the same. MIPL shall not be liable for any harm, injury, loss or damage caused to the Subscriber due to default by the Subscriber's debtors/beneficiaries in fulfilling their obligations of any nature whatsoever. This Report or any of its portion shall not be used as a documentary evidence or otherwise before any investigative agencies or forum of law. This Report is confidential and proprietary to MIPL. The Subscriber and/or any other person(s) may not reproduce, publish or disclose any of the contents of the Report to others without the express authorization of MIPL. This Report is prepared and issued to the Subscriber without any risk, responsibility or liability on the part of MIPL or its officials.

PROFITABILITY RATIOS

PARTICULARS		31.03.2017	31.03.2016	31.03.2015
PAT to Sales <i>((PAT / Sales) * 100)</i>	%	10.63	17.91	25.99
Return on Total Assets <i>((PAT / Total Assets) * 100)</i>	%	10.77	20.61	35.75
Return on Investment (ROI) <i>((PAT / Networth) * 100)</i>	%	11.97	23.65	43.41

SOLVENCY RATIOS

PARTICULARS		31.03.2017	31.03.2016	31.03.2015
Current Ratio <i>(Current Assets / Current Liabilities)</i>		5.98	3.78	1.50
Quick Ratio <i>((Current Assets – Inventories) / Current Liabilities)</i>		5.95	3.75	1.44
G-Score Ratio Financial <i>(Networth / Total Assets)</i>		0.90	0.87	0.82
G-Score Ratio Debt <i>(Debts / Equity Capital)</i>		0.00	0.00	0.00
G-Score Ratio Liquidity <i>(Total Current Assets / Total Current Liabilities)</i>		5.98	3.78	1.50

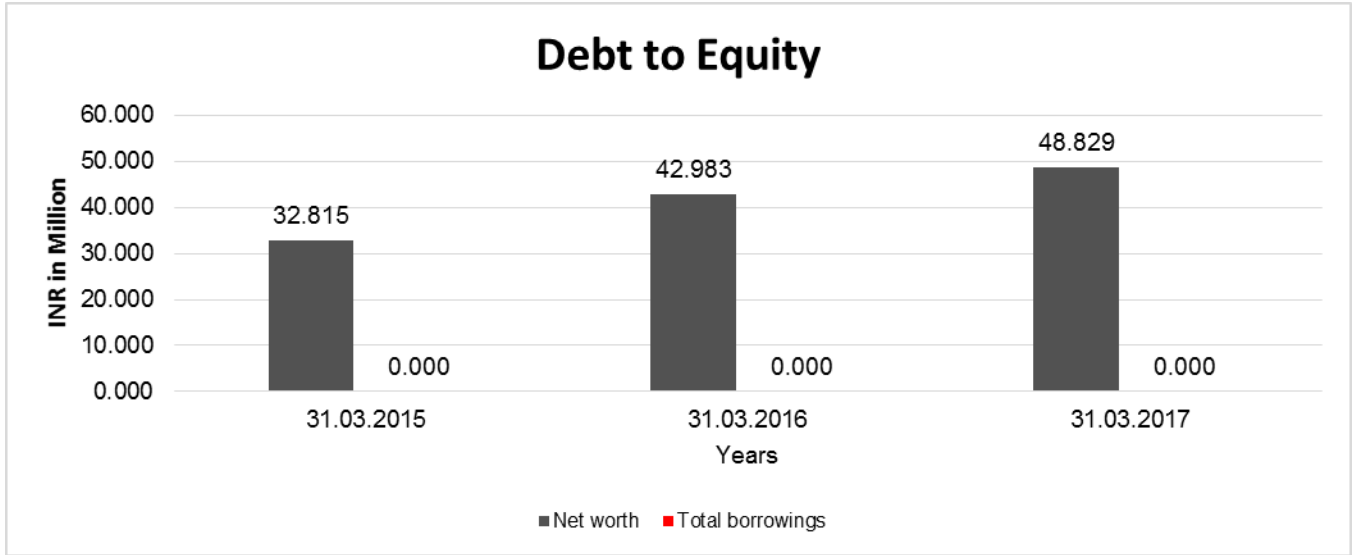
Total Liability = Short-term Debt + Long-term Debt + Current Maturities of Long-term debts

FINANCIAL ANALYSIS
[all figures are in INR Million]

DEBT EQUITY RATIO

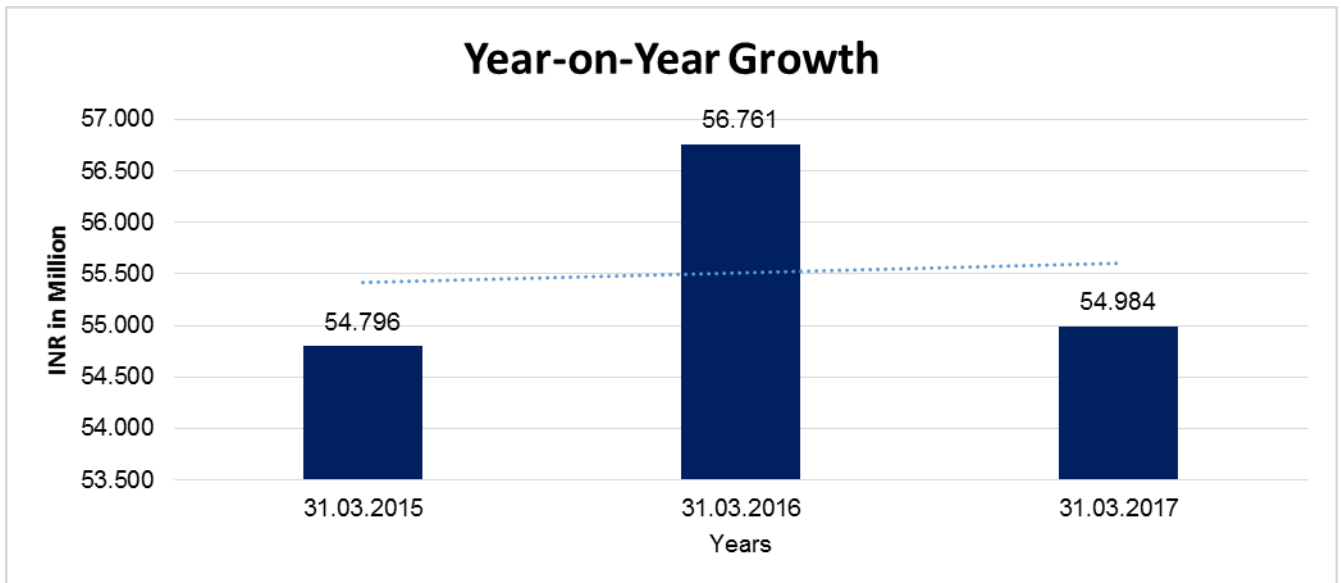
Particular	31.03.2015	31.03.2016	31.03.2017
	INR In Million	INR In Million	INR In Million
Share Capital	0.253	0.253	0.253
Reserves & Surplus	32.562	42.730	48.576
Net worth	32.815	42.983	48.829
Long Term borrowings	0.000	0.000	0.000
Short Term borrowings	0.000	0.000	0.000
Total borrowings	0.000	0.000	0.000
Debt/Equity ratio	0.000	0.000	0.000

DISCLAIMER : This Report is **PRIVATE & CONFIDENTIAL** and it is prepared at the request of and for its use by the Subscriber only. The Subscriber shall use the contents of the Report merely as an aid to its business. Mira Inform Private Limited ("MIPL") has collated information/data in the Report, which have not been verified unless otherwise specifically mentioned in the Report. The Subscriber shall independently verify the accuracy and correctness of the information/data before in any way acting upon the same. MIPL shall not be liable for any harm, injury, loss or damage caused to the Subscriber due to default by the Subscriber's debtors/beneficiaries in fulfilling their obligations of any nature whatsoever. This Report or any of its portion shall not be used as a documentary evidence or otherwise before any investigative agencies or forum of law. This Report is confidential and proprietary to MIPL. The Subscriber and/or any other person(s) may not reproduce, publish or disclose any of the contents of the Report to others without the express authorization of MIPL. This Report is prepared and issued to the Subscriber without any risk, responsibility or liability on the part of MIPL or its officials.



YEAR-ON-YEAR GROWTH

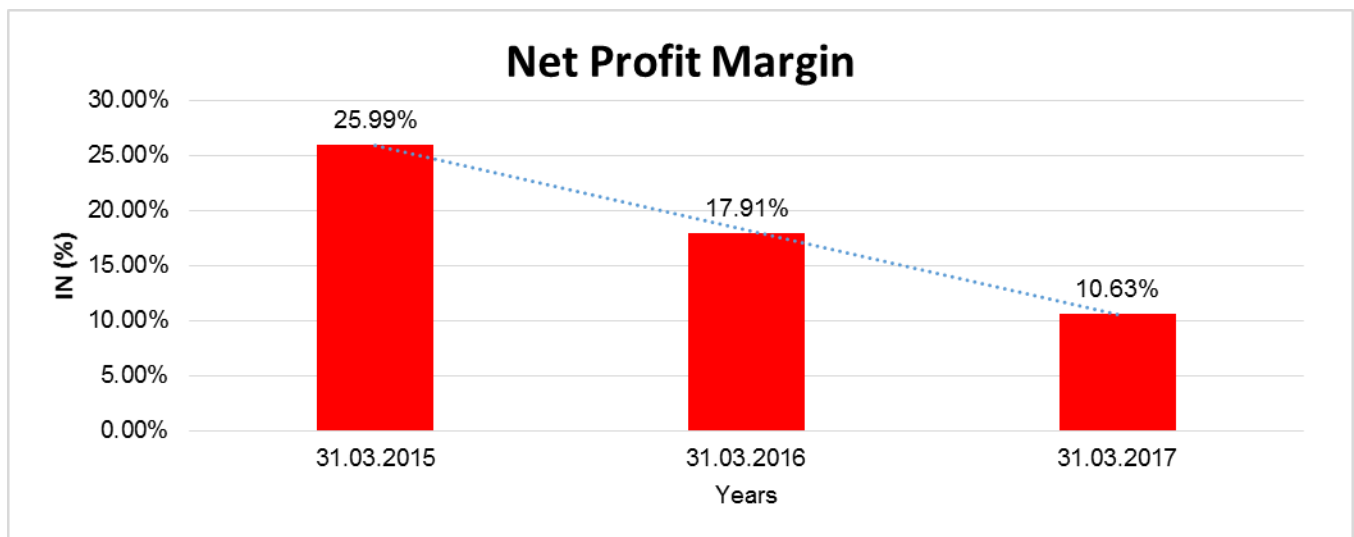
Year on Year Growth	31.03.2015	31.03.2016	31.03.2017
	INR In Million	INR In Million	INR In Million
Sales	54.796	56.761	54.984
		3.586	(3.131)



DISCLAIMER : This Report is **PRIVATE & CONFIDENTIAL** and it is prepared at the request of and for its use by the Subscriber only. The Subscriber shall use the contents of the Report merely as an aid to its business. Mira Inform Private Limited ("MIPL") has collated information/data in the Report, which have not been verified unless otherwise specifically mentioned in the Report. The Subscriber shall independently verify the accuracy and correctness of the information/data before in any way acting upon the same. MIPL shall not be liable for any harm, injury, loss or damage caused to the Subscriber due to default by the Subscriber's debtors/beneficiaries in fulfilling their obligations of any nature whatsoever. This Report or any of its portion shall not be used as a documentary evidence or otherwise before any investigative agencies or forum of law. This Report is confidential and proprietary to MIPL. The Subscriber and/or any other person(s) may not reproduce, publish or disclose any of the contents of the Report to others without the express authorization of MIPL. This Report is prepared and issued to the Subscriber without any risk, responsibility or liability on the part of MIPL or its officials.

NET PROFIT MARGIN

Net Profit Margin	31.03.2015	31.03.2016	31.03.2017
	INR In Million	INR In Million	INR In Million
Sales	54.796	56.761	54.984
Profit/(Loss)	14.244	10.167	5.846
	25.99%	17.91%	10.63%



LOCAL AGENCY FURTHER INFORMATION

Sr. No.	Check list by info agents	Available in Report (Yes/No)
1	Year of establishment	Yes
2	Constitution of the entity -Incorporation details	Yes
3	Locality of the entity	Yes
4	Premises details	No
5	Buyer visit details	--
6	Contact numbers	Yes
7	Name of the person contacted	Yes
8	Designation of contact person	Yes
9	Promoter's background	Yes
10	Date of Birth of Proprietor / Partners / Directors	Yes
11	Pan Card No. of Proprietor / Partners	Yes
12	Voter Id Card No. of Proprietor / Partners	No
13	Type of business	Yes
14	Line of Business	Yes
15	Export/import details (if applicable)	Yes

DISCLAIMER : This Report is **PRIVATE & CONFIDENTIAL** and it is prepared at the request of and for its use by the Subscriber only. The Subscriber shall use the contents of the Report merely as an aid to its business. Mira Inform Private Limited ("MIPL") has collated information/data in the Report, which have not been verified unless otherwise specifically mentioned in the Report. The Subscriber shall independently verify the accuracy and correctness of the information/data before in any way acting upon the same. MIPL shall not be liable for any harm, injury, loss or damage caused to the Subscriber due to default by the Subscriber's debtors/beneficiaries in fulfilling their obligations of any nature whatsoever. This Report or any of its portion shall not be used as a documentary evidence or otherwise before any investigative agencies or forum of law. This Report is confidential and proprietary to MIPL. The Subscriber and/or any other person(s) may not reproduce, publish or disclose any of the contents of the Report to others without the express authorization of MIPL. This Report is prepared and issued to the Subscriber without any risk, responsibility or liability on the part of MIPL or its officials.

16	No. of employees	Yes
17	Details of sister concerns	Yes
18	Major suppliers	No
19	Major customers	No
20	Banking Details	No
21	Banking facility details	No
22	Conduct of the banking account	--
23	Financials, if provided	Yes
24	Capital in the business	Yes
25	Last accounts filed at ROC, if applicable	Yes
26	Turnover of firm for last three years	Yes
27	Reasons for variation <> 20%	--
28	Estimation for coming financial year	No
29	Profitability for last three years	Yes
30	Major shareholders, if available	Yes
31	External Agency Rating, if available	No
32	Litigations that the firm/promoter involved in	--
33	Market information	--
34	Payments terms	Yes
35	Negative Reporting by Auditors in the Annual Report	No

CORPORATE INFORMATION

The company is a Private Limited Company as defined in the General Instructions in respect of accounting standards notified under the companies (Accounting Standards) Rules, 2014 (as amended). Accordingly, the company has complied with the Accounting Standards as applicable.

The company is a Private Limited Company incorporated in 1983. It is promoted by S. S. Computer Services Private Limited, which holds significant stake in the company. The company is primarily engaged in the business of manufacturing and job work.

FINANCIAL HIGHLIGHTS

PROGRESS:

During the year, the company's revenue from operations was INR 55.099 million as against INR 56.820 million achieved during the previous year. As a result, pre-tax profit was INR 8.708 million as against pre-tax profit of INR 16.093 million during the previous year.

DISCLAIMER : This Report is **PRIVATE & CONFIDENTIAL** and it is prepared at the request of and for its use by the Subscriber only. The Subscriber shall use the contents of the Report merely as an aid to its business. Mira Inform Private Limited ("MIPL") has collated information/data in the Report, which have not been verified unless otherwise specifically mentioned in the Report. The Subscriber shall independently verify the accuracy and correctness of the information/data before in any way acting upon the same. MIPL shall not be liable for any harm, injury, loss or damage caused to the Subscriber due to default by the Subscriber's debtors/beneficiaries in fulfilling their obligations of any nature whatsoever. This Report or any of its portion shall not be used as a documentary evidence or otherwise before any investigative agencies or forum of law. This Report is confidential and proprietary to MIPL. The Subscriber and/or any other person(s) may not reproduce, publish or disclose any of the contents of the Report to others without the express authorization of MIPL. This Report is prepared and issued to the Subscriber without any risk, responsibility or liability on the part of MIPL or its officials.

INDEX OF CHARGES:

S No	SRN	Charge Id	Charge Holder Name	Date of Creation	Date of Modification	Date of Satisfaction	Amount	Address
1	Y10249893	90150123	VIJAYA BANK	08/11/1988	-	-	874000.0	ANDHER WEST BRANCH; ALKA S V ROAD MUMBAI MH400058IN
2	Y10249847	90150077	VIJAYA BANK	09/10/1986	-	-	1080000.0	ANDHER WEST BRANCH; ALKA S V ROAD MUMBAI MH400058IN
3	Y10249820	90150050	VIJAYA BANK	15/09/1984	09/10/1986	-	525000.0	ANDHER WEST BRANCH; ALKA S V ROAD MUMBAI MH400058I

FIXED ASSETS:

- Land
- Building
- Plant and Machinery
- Electricity Installation
- Furniture and Fixture
- Computer
- Dies and Tools
- Office Equipments
- Vehicles

CMT REPORT (Corruption, Money Laundering & Terrorism]

The Public Notice information has been collected from various sources including but not limited to: **The Courts, India Prisons Service, Interpol, etc.**

1] INFORMATION ON DESIGNATED PARTY

No records exist designating subject or any of its beneficial owners, controlling shareholders or senior officers as terrorist or terrorist organization or whom notice had been received that all financial transactions involving their assets have been blocked or convicted, found guilty or against whom a judgement or order had been entered in a proceedings for violating money-laundering, anti-corruption or bribery or international economic or anti-terrorism sanction laws or whose assets were seized, blocked, frozen or ordered forfeited for violation of money laundering or international anti-terrorism laws.

2] Court Declaration :

No records exist to suggest that subject is or was the subject of any formal or informal allegations, prosecutions or other official proceeding for making any prohibited payments or other improper payments to government officials for engaging in prohibited transactions or with designated parties.

3] Asset Declaration :

No records exist to suggest that the property or assets of the subject are derived from criminal conduct or a prohibited transaction.

4] Record on Financial Crime :

Charges or conviction registered against subject: **None**

5] Records on Violation of Anti-Corruption Laws :

Charges or investigation registered against subject: **None**

6] Records on Int'l Anti-Money Laundering Laws/Standards :

Charges or investigation registered against subject: **None**

7] Criminal Records

No available information exist that suggest that subject or any of its principals have been formally charged or convicted by a competent governmental authority for any financial crime or under any formal investigation by a competent government authority for any violation of anti-corruption laws or international anti-money laundering laws or standard.

8] Affiliation with Government :

No record exists to suggest that any director or indirect owners, controlling shareholders, director, officer or employee of the company is a government official or a family member or close business associate of a Government official.

9] Compensation Package :

Our market survey revealed that the amount of compensation sought by the subject is fair and reasonable and comparable to compensation paid to others for similar services.

10] Press Report :

No press reports / filings exists on the subject.

CORPORATE GOVERNANCE

MIRA INFORM as part of its Due Diligence do provide comments on Corporate Governance to identify management and governance. These factors often have been predictive and in some cases have created vulnerabilities to credit deterioration.

Our Governance Assessment focuses principally on the interactions between a company's management, its Board of Directors, Shareholders and other financial stakeholders.

CONTRAVENTION

Subject is not known to have contravened any existing local laws, regulations or policies that prohibit, restrict or otherwise affect the terms and conditions that could be included in the agreement with the subject.

FOREIGN EXCHANGE RATES

Currency	Unit	INR
US Dollar	1	INR 71.85
UK Pound	1	INR 95.15
Euro	1	INR 84.68

INFORMATION DETAILS

Information Gathered by :	SRU
Analysis Done by :	VVKR
Report Prepared by :	NKT

SCORE FACTORS

DEMERIT POINTS		
--BANK CHARGES	YES/NO	NO
--LITIGATION	YES/NO	NO
--OTHER ADVERSE INFORMATION	YES/NO	NO
MERIT POINTS		
--SOLE DISTRIBUTORSHIP	YES/NO	NO
--EXPORT ACTIVITIES	YES/NO	NO
--AFFILIATION	YES/NO	YES
--LISTED	YES/NO	NO
--OTHER MERIT FACTORS	YES/NO	YES

RATING EXPLANATIONS

Credit Rating	Explanation	Rating Comments
A++	Minimum Risk	Business dealings permissible with minimum risk of default
A+	Low Risk	Business dealings permissible with low risk of default
A	Acceptable Risk	Business dealings permissible with moderate risk of default
B	Medium Risk	Business dealings permissible on a regular monitoring basis
C	Medium High Risk	Business dealings permissible preferably on secured basis
D	High Risk	Business dealing not recommended or on secured terms only
NB	New Business	No recommendation can be done due to business in infancy stage
NT	No Trace	No recommendation can be done as the business is not traceable

NB is stated where there is insufficient information to facilitate rating. However, it is not to be considered as unfavourable.

This score serves as a reference to assess SC's credit risk and to set the amount of credit to be extended. It is calculated from a composite of weighted scores obtained from each of the major sections of this report. The assessed factors are as follows:

- Financial condition covering various ratios
- Company background and operations size
- Promoters / Management background
- Payment record
- Litigation against the subject
- Industry scenario / competitor analysis
- Supplier / Customer / Banker review (wherever available)

DISCLAIMER : This Report is **PRIVATE & CONFIDENTIAL** and it is prepared at the request of and for its use by the Subscriber only. The Subscriber shall use the contents of the Report merely as an aid to its business. Mira Inform Private Limited ("MIPL") has collated information/data in the Report, which have not been verified unless otherwise specifically mentioned in the Report. The Subscriber shall independently verify the accuracy and correctness of the information/data before in any way acting upon the same. MIPL shall not be liable for any harm, injury, loss or damage caused to the Subscriber due to default by the Subscriber's debtors/beneficiaries in fulfilling their obligations of any nature whatsoever. This Report or any of its portion shall not be used as a documentary evidence or otherwise before any investigative agencies or forum of law. This Report is confidential and proprietary to MIPL. The Subscriber and/or any other person(s) may not reproduce, publish or disclose any of the contents of the Report to others without the express authorization of MIPL. This Report is prepared and issued to the Subscriber without any risk, responsibility or liability on the part of MIPL or its officials.