

**MIRA INFORM REPORT**

<b>Report No. :</b>	530936
<b>Report Date :</b>	26.09.2018

**IDENTIFICATION DETAILS**

<b>Name :</b>	RAMACHANDRA MARKETING PRIVATE LIMITED
<b>Registered Office :</b>	7 and 8 Ground Floor, Swasthik Complex, Sheshadripuram, Bangalore-560020, Karnataka
<b>Tel. No.:</b>	91-9449072683 [Mr. Bhimsen]
<b>Country :</b>	India
<b>Financials (as on) :</b>	31.03.2017
<b>Date of Incorporation :</b>	10.05.1999
<b>CIN No.:</b> [Company Identification No.]	U63090KA1999PTC025178
<b>Capital Investment / Paid-up Capital :</b>	INR 0.475 Million
<b>PAN No.:</b> [Permanent Account No.]	AACCR4955Q
<b>GSTN :</b> [Goods & Service Tax Registration No.]	29AACCR4955Q1ZI
<b>Legal Form :</b>	Private Limited Liability Company.
<b>Line of Business :</b>	Marketing & Trading of Agricultural Products [Registered Activity]
<b>No. of Employees :</b>	Information declined by the management

**RATING & COMMENTS**

(Mira Inform has adopted New Rating mechanism w.e.f. 23<sup>rd</sup> January 2017)

<b>MIRA's Rating :</b>	A
------------------------	---

<b>Credit Rating</b>	<b>Explanation</b>	<b>Rating Comments</b>
A	Acceptable Risk	Business dealings permissible with moderate risk of default

**DISCLAIMER :** This Report is **PRIVATE & CONFIDENTIAL** and it is prepared at the request of and for its use by the Subscriber only. The Subscriber shall use the contents of the Report merely as an aid to its business. Mira Inform Private Limited ("MIPL") has collated information/data in the Report, which have not been verified unless otherwise specifically mentioned in the Report. The Subscriber shall independently verify the accuracy and correctness of the information/data before in any way acting upon the same. MIPL shall not be liable for any harm, injury, loss or damage caused to the Subscriber due to default by the Subscriber's debtors/beneficiaries in fulfilling their obligations of any nature whatsoever. This Report or any of its portion shall not be used as a documentary evidence or otherwise before any investigative agencies or forum of law. This Report is confidential and proprietary to MIPL. The Subscriber and/or any other person(s) may not reproduce, publish or disclose any of the contents of the Report to others without the express authorization of MIPL. This Report is prepared and issued to the Subscriber without any risk, responsibility or liability on the part of MIPL or its officials.

<b>Maximum Credit Limit :</b>	USD 10000
<b>Status :</b>	Satisfactory
<b>Payment Behaviour :</b>	Usually correct
<b>Litigation :</b>	Clear
<b>Comments :</b>	<p>Subject was incorporated in the year 1999 and it is a trader a pesticides, seeds insecticides and other agrochemicals product.</p> <p>As per financials of March 2017, the company has registered marginal decline in its revenue and has reported minimal profit margin.</p> <p>Rating takes into consideration the company's established track record of business operations along with satisfactory net worth base and average debt coverage indicators.</p> <p>Further, the company has reported a good earnings per share of INR 16.95 against its face value of INR 10.</p> <p>Payment seems to be usually correct.</p> <p>In view of aforesaid, the company can be considered for dealings at usual trade terms and conditions.</p>

**NOTES :**

Any query related to this report can be made on e-mail : [infodept@mirainform.com](mailto:infodept@mirainform.com) while quoting report number, name and date.

**ECGC Country Risk Classification List**

Country Name	Previous Rating (31.12.2017)	Current Rating (01.04.2018)
India	A1	A1

Risk Category	ECGC Classification
Insignificant	A1
Low Risk	A2
Moderately Low Risk	B1
Moderate Risk	B2
Moderately High Risk	C1
High Risk	C2
Very High Risk	D

**EXTERNAL AGENCY RATING**

<b>Rating Agency Name</b>	Not Available
<b>Rating</b>	Not Available
<b>Rating Explanation</b>	Not Available
<b>Date</b>	Not Available

**RBI DEFAULTERS' LIST STATUS**

Subject's name is not enlisted as a defaulter in the publicly available RBI Defaulters' list.

**EPF (Employee Provident Fund) DEFAULTERS' LIST STATUS**

Subject's name is not enlisted as a defaulter in the publicly available EPF (Employee Provident Fund) Defaulters' list as of 31-03-2018.

**BIFR (Board for Industrial & Financial Reconstruction) LISTING STATUS**

Subject's name is not listed as a Sick Unit in the publicly available BIFR (Board for Industrial & Financial Reconstruction) list as of 26.09.2018.

**IBBI (Insolvency and Bankruptcy Board of India) LISTING STATUS**

Subject's name is not listed in the publicly available IBBI (Insolvency and Bankruptcy Board of India) list as of report date.

**INFORMATION DENIED BY**

<b>Name :</b>	Mr. Bhimsen Ramachandra Vadvadgi
<b>Designation :</b>	Director
<b>Contact No.:</b>	91-9449072683
<b>Date :</b>	20.09.2018

Tel. No.: 91-80-23469708 Not Working.

**LOCATIONS**

<b>Registered Office :</b>	7 and 8 Ground Floor, Swasthik Complex, Sheshadripuram, Bangalore-560020, Karnataka, India
<b>Tel. No.:</b>	91-80-23462683/ 23469708
<b>Mobile No.:</b>	91-9449072683 [Mr. Bhimsen Vadvegi]
<b>Fax No.:</b>	Not Available
<b>E-Mail :</b>	<a href="mailto:svfs@indiatimes.com">svfs@indiatimes.com</a> <a href="mailto:svfsbng@gmail.com">svfsbng@gmail.com</a>
<b>Head Office :</b>	264, G-2, Ground Floor, 3 Road Main, Bangalore – 560020, Karnataka, India

**DIRECTORS**

As on 31.03.2018

<b>Name :</b>	Mr. Bhimsen Ramachandra Vadvadgi		
<b>Designation :</b>	Managing Director		
<b>Address :</b>	No. 15, 'Padmasri', Aryanagar, JP Nagar 1st Phase, Sarakki Main Road, Bangalore-560078, Karnataka, India		
<b>Date of Appointment :</b>	10.05.1999		
<b>DIN No.:</b>	00020515		
<b>Other Directorship:</b>			
<b>CIN/FCRN</b>	<b>Company Name</b>	<b>Begin Date</b>	<b>End Date</b>
U74120KA1995PTC018348	PROCOM ENTERPRISES PRIVATE LIMITED	20/07/1995	-
U55101KA2003PTC031809	GOKUL RESTAURANTS PRIVATE LIMITED	09/04/2003	-
<b>Name :</b>	Mr. Rajeshwari Rajalbandi		

**DISCLAIMER :** This Report is **PRIVATE & CONFIDENTIAL** and it is prepared at the request of and for its use by the Subscriber only. The Subscriber shall use the contents of the Report merely as an aid to its business. Mira Inform Private Limited ("MIPL") has collated information/data in the Report, which have not been verified unless otherwise specifically mentioned in the Report. The Subscriber shall independently verify the accuracy and correctness of the information/data before in any way acting upon the same. MIPL shall not be liable for any harm, injury, loss or damage caused to the Subscriber due to default by the Subscriber's debtors/beneficiaries in fulfilling their obligations of any nature whatsoever. This Report or any of its portion shall not be used as a documentary evidence or otherwise before any investigative agencies or forum of law. This Report is confidential and proprietary to MIPL. The Subscriber and/or any other person(s) may not reproduce, publish or disclose any of the contents of the Report to others without the express authorization of MIPL. This Report is prepared and issued to the Subscriber without any risk, responsibility or liability on the part of MIPL or its officials.

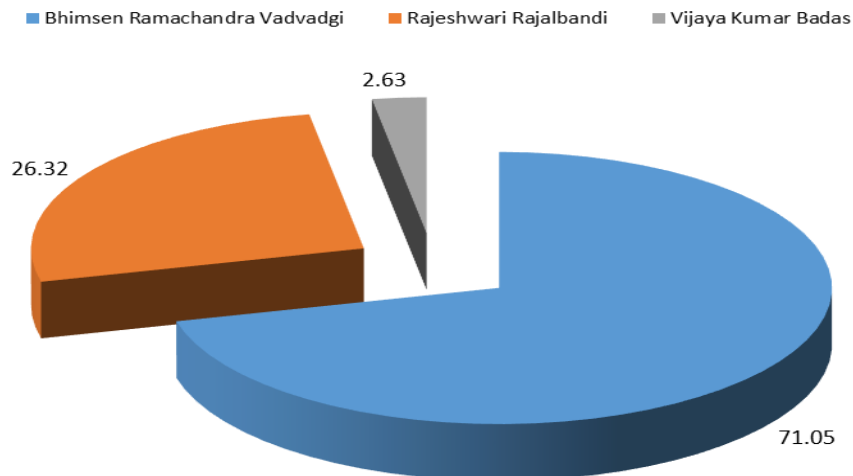
<b>Designation :</b>	Director
<b>Address :</b>	No. C-302, 3rd Floor, Mantri Gardens, Jayanagar 1st Block, Near Madhavan Park, Bangalore-560011, Karnataka, India
<b>Date of Appointment :</b>	10.05.1999
<b>DIN No.:</b>	00022146
<b>Name :</b>	Mrs. Vijaya Kumar Badas
<b>Designation :</b>	Director
<b>Address :</b>	No. 622 (20), 1st A Main Road, Meenakshi Nagar, Basaveshwara Nagar, Bangalore-560079, Karnataka, India
<b>Date of Appointment :</b>	10.05.1999
<b>DIN No.:</b>	00022167

**MAJOR SHAREHOLDERS / SHAREHOLDING PATTERN**

As on 31.03.2017

<b>Names of Shareholders</b>	<b>No. of Shares</b>	<b>% of holding</b>
Bhimsen Ramachandra Vadvadgi	33750	71.05
Rajeshwari Rajalbandi	12500	26.32
Vijaya Kumar Badas	1250	2.63
<b>Total</b>	<b>47500</b>	<b>100.00</b>

**Share holding pattern**



**Equity Share Break up (Percentage of Total Equity)**

**DISCLAIMER :** This Report is **PRIVATE & CONFIDENTIAL** and it is prepared at the request of and for its use by the Subscriber only. The Subscriber shall use the contents of the Report merely as an aid to its business. Mira Inform Private Limited ("MIPL") has collated information/data in the Report, which have not been verified unless otherwise specifically mentioned in the Report. The Subscriber shall independently verify the accuracy and correctness of the information/data before in any way acting upon the same. MIPL shall not be liable for any harm, injury, loss or damage caused to the Subscriber due to default by the Subscriber's debtors/beneficiaries in fulfilling their obligations of any nature whatsoever. This Report or any of its portion shall not be used as a documentary evidence or otherwise before any investigative agencies or forum of law. This Report is confidential and proprietary to MIPL. The Subscriber and/or any other person(s) may not reproduce, publish or disclose any of the contents of the Report to others without the express authorization of MIPL. This Report is prepared and issued to the Subscriber without any risk, responsibility or liability on the part of MIPL or its officials.

**RAMACHANDRA MARKETING PRIVATE LIMITED - 530936**

**PAGE NO. : 6**

As on 29.09.2017

Category	Percentage
Promoter – (Individual/ Hindu Undivided Family – Indian)	100.00
<b>Total</b>	<b>100.00</b>

**BUSINESS DETAILS**

<b>Line of Business :</b>	Marketing & Trading of Agricultural Products [Registered Activity]	
<b>Products :</b>	<b>Item Code No.</b>	<b>Product Description</b>
	4620	Agricultural Products
<b>Brand Names :</b>	Not Divulged	
<b>Agencies Held :</b>	Not Divulged	
<b>Exports :</b>	Not Available	
<b>Imports :</b>	Not Available	
<b>Terms :</b>	Not Divulged	

**PRODUCTION STATUS NOT AVAILABLE**

**GENERAL INFORMATION**

<b>Suppliers :</b>	<b>Reference :</b>	Not Divulged
	<b>Name of the Person :</b>	--
	<b>Contact No.:</b>	--
	<b>Since How Long Known :</b>	--
	<b>Maximum Limit Dealt :</b>	--
	<b>Experience :</b>	--
	<b>Remark:</b>	--
<b>Customers :</b>	<b>Reference :</b>	Not Divulged
	<b>Name of the Person :</b>	--
	<b>Contact No.:</b>	--
	<b>Since How Long Known :</b>	--
	<b>Maximum Limit Dealt :</b>	--
	<b>Experience :</b>	--
	<b>Remark:</b>	--
<b>No. of Employees :</b>	Information declined by the management	

**DISCLAIMER :** This Report is **PRIVATE & CONFIDENTIAL** and it is prepared at the request of and for its use by the Subscriber only. The Subscriber shall use the contents of the Report merely as an aid to its business. Mira Inform Private Limited ("MIPL") has collated information/data in the Report, which have not been verified unless otherwise specifically mentioned in the Report. The Subscriber shall independently verify the accuracy and correctness of the information/data before in any way acting upon the same. MIPL shall not be liable for any harm, injury, loss or damage caused to the Subscriber due to default by the Subscriber's debtors/beneficiaries in fulfilling their obligations of any nature whatsoever. This Report or any of its portion shall not be used as a documentary evidence or otherwise before any investigative agencies or forum of law. This Report is confidential and proprietary to MIPL. The Subscriber and/or any other person(s) may not reproduce, publish or disclose any of the contents of the Report to others without the express authorization of MIPL. This Report is prepared and issued to the Subscriber without any risk, responsibility or liability on the part of MIPL or its officials.

<b>Bankers :</b>	<b>Bank Name</b>	Not Divulged
	<b>Branch</b>	--
	<b>Person Name (With Designation)</b>	--
	<b>Contact Number</b>	--
	<b>Name of Account Holder</b>	--
	<b>Account Number</b>	--
	<b>Account Since (Date/Year of Account Opening)</b>	--
	<b>Average Balance Maintained (If Possible)</b>	--
	<b>Credit Facilities Enjoyed (If any)</b>	--
	<b>Account Operation</b>	--
	<b>Remarks (If any)</b>	--

<b>Auditors :</b>	
<b>Name :</b>	C N Mohan and Company Chartered Accountants
<b>Address :</b>	No 28, SF-1, 2 <sup>nd</sup> Floor, Shri Krishna Vijay Residency, Sir M N Krishna Rao Road, Basavanagudi, Bangalore- 560004, Karnataka, India
<b>Tel. No.:</b>	91-80-26577669
<b>Mobile No.:</b>	91-9448447663
<b>E-Mail :</b>	<a href="mailto:audit.mohan@gmail.com">audit.mohan@gmail.com</a>
<b>Income-tax PAN of auditor or auditor's firm :</b>	AAPPM1183P
<b>Memberships :</b>	Not Available
<b>Collaborators :</b>	Not Available
<b>Related Party Disclosure :</b>	<ul style="list-style-type: none"> <li>• Procom Enterprises Private Limited</li> <li>• Sri Venkateshwara Farm Suppliers</li> <li>• Sri Venkateshwara Consumer Suppliers</li> </ul>

**CAPITAL STRUCTURE**

As on 31.03.2017

**Authorised Capital :**

No. of Shares	Type	Value	Amount
100000	Equity Shares	INR 10/- each	INR 1.000 Million

**Issued, Subscribed & Paid-up Capital :**

No. of Shares	Type	Value	Amount
47500	Equity Shares	INR 10/- each	INR 0.475 Million

**FINANCIAL DATA**  
*[all figures are in INR Million]*

**ABRIDGED BALANCE SHEET**

SOURCES OF FUNDS	31.03.2017	31.03.2016	31.03.2015
<b>I. EQUITY AND LIABILITIES</b>			
(1) Shareholders' Funds			
(a) Share Capital	0.475	0.475	0.475
(b) Reserves & Surplus	4.906	4.101	3.185
(c) Money received against share warrants	0.000	0.000	0.000
(2) Share Application money pending allotment	0.000	0.000	0.000
<b>Total Shareholders' Funds (1) + (2)</b>	<b>5.381</b>	<b>4.576</b>	<b>3.660</b>
(3) Non-Current Liabilities			
(a) long-term borrowings	8.338	9.586	9.654
(b) Deferred tax liabilities (Net)	0.000	0.000	0.000
(c) Other long term liabilities	0.150	0.150	0.000
(d) long-term provisions	0.462	0.000	0.000
<b>Total Non-current Liabilities (3)</b>	<b>8.950</b>	<b>9.736</b>	<b>9.654</b>
(4) Current Liabilities			
(a) Short term borrowings	6.951	2.232	0.147
(b) Trade payables	5.545	4.741	7.767
(c) Other current liabilities	1.099	1.046	2.116
(d) Short-term provisions	0.003	0.000	0.000
<b>Total Current Liabilities (4)</b>	<b>13.598</b>	<b>8.019</b>	<b>10.030</b>
<b>TOTAL</b>	<b>27.929</b>	<b>22.331</b>	<b>23.344</b>
<b>II. ASSETS</b>			
(1) Non-current assets			
(a) Fixed Assets			
(i) Tangible assets	0.709	0.539	0.060
(ii) Intangible Assets	0.000	0.000	0.000
(iii) Capital work-in-progress	0.000	0.000	0.000
(iv) Intangible assets under development	0.000	0.000	0.000
(b) Non-current Investments	0.000	0.000	0.000
(c) Deferred tax assets (net)	0.034	0.008	0.010
(d) Long-term Loan and Advances	1.966	1.927	1.094

**DISCLAIMER** : This Report is **PRIVATE & CONFIDENTIAL** and it is prepared at the request of and for its use by the Subscriber only. The Subscriber shall use the contents of the Report merely as an aid to its business. Mira Inform Private Limited ("MIPL") has collated information/data in the Report, which have not been verified unless otherwise specifically mentioned in the Report. The Subscriber shall independently verify the accuracy and correctness of the information/data before in any way acting upon the same. MIPL shall not be liable for any harm, injury, loss or damage caused to the Subscriber due to default by the Subscriber's debtors/beneficiaries in fulfilling their obligations of any nature whatsoever. This Report or any of its portion shall not be used as a documentary evidence or otherwise before any investigative agencies or forum of law. This Report is confidential and proprietary to MIPL. The Subscriber and/or any other person(s) may not reproduce, publish or disclose any of the contents of the Report to others without the express authorization of MIPL. This Report is prepared and issued to the Subscriber without any risk, responsibility or liability on the part of MIPL or its officials.

**RAMACHANDRA MARKETING PRIVATE LIMITED - 530936**

**PAGE NO. : 10**

(e) Other Non-current assets	0.000	0.000	0.000
<b>Total Non-Current Assets</b>	<b>2.709</b>	<b>2.474</b>	<b>1.164</b>
(2) Current assets			
(a) Current investments	0.000	0.000	0.000
(b) Inventories	13.339	8.665	13.601
(c) Trade receivables	10.322	10.520	5.849
(d) Cash and cash equivalents	0.639	0.116	0.135
(e) Short-term loans and advances	0.920	0.556	2.595
(f) Other current assets	0.000	0.000	0.000
<b>Total Current Assets</b>	<b>25.220</b>	<b>19.857</b>	<b>22.180</b>
<b>TOTAL</b>	<b>27.929</b>	<b>22.331</b>	<b>23.344</b>

**PROFIT & LOSS ACCOUNT**

	<b>PARTICULARS</b>	<b>31.03.2017</b>	<b>31.03.2016</b>	<b>31.03.2015</b>
	<b>SALES</b>			
	Income	113.590	119.182	70.309
	Other Income	0.091	0.010	0.048
	<b>TOTAL</b>	<b>113.681</b>	<b>119.192</b>	<b>70.357</b>
<b>Less</b>	<b>EXPENSES</b>			
	Cost of Materials Consumed	98.224	95.480	65.091
	Changes in inventories of finished goods, work-in-progress and Stock-in-Trade	(4.673)	4.935	(5.366)
	Employees benefits expense	1.960	3.088	1.556
	Other expenses	15.186	13.190	7.532
	<b>TOTAL</b>	<b>110.697</b>	<b>116.693</b>	<b>68.813</b>
	<b>PROFIT/ (LOSS) BEFORE INTEREST, TAX, DEPRECIATION AND AMORTISATION</b>	<b>2.984</b>	<b>2.499</b>	<b>1.544</b>
<b>Less</b>	<b>FINANCIAL EXPENSES</b>	1.443	1.140	0.749
	<b>PROFIT / (LOSS) BEFORE TAX, DEPRECIATION AND AMORTISATION</b>	<b>1.541</b>	<b>1.359</b>	<b>0.795</b>
<b>Less</b>	<b>DEPRECIATION/ AMORTISATION</b>	0.169	0.034	0.029
	<b>PROFIT/ (LOSS) BEFORE TAX</b>	<b>1.372</b>	<b>1.325</b>	<b>0.766</b>

**DISCLAIMER** : This Report is **PRIVATE & CONFIDENTIAL** and it is prepared at the request of and for its use by the Subscriber only. The Subscriber shall use the contents of the Report merely as an aid to its business. Mira Inform Private Limited ("MIPL") has collated information/data in the Report, which have not been verified unless otherwise specifically mentioned in the Report. The Subscriber shall independently verify the accuracy and correctness of the information/data before in any way acting upon the same. MIPL shall not be liable for any harm, injury, loss or damage caused to the Subscriber due to default by the Subscriber's debtors/beneficiaries in fulfilling their obligations of any nature whatsoever. This Report or any of its portion shall not be used as a documentary evidence or otherwise before any investigative agencies or forum of law. This Report is confidential and proprietary to MIPL. The Subscriber and/or any other person(s) may not reproduce, publish or disclose any of the contents of the Report to others without the express authorization of MIPL. This Report is prepared and issued to the Subscriber without any risk, responsibility or liability on the part of MIPL or its officials.

**RAMACHANDRA MARKETING PRIVATE LIMITED - 530936**

**PAGE NO. : 11**

Less	TAX	0.567	0.409	0.237
	<b>PROFIT/ (LOSS) AFTER TAX</b>	<b>0.805</b>	<b>0.916</b>	<b>0.529</b>
	<b>Earnings / (Loss) Per Share (INR)</b>	<b>16.95</b>	<b>19.28</b>	<b>11.14</b>

**CURRENT MATURITIES OF LONG TERM DEBT DETAILS**

Particulars	31.03.2017	31.03.2016	31.03.2015
Current Maturities of Long term debt	NA	NA	NA
Cash generated from operations	(3.557)	(2.475)	(6.309)
Net cash flow from operating activity	(4.151)	(2.883)	(6.548)

**KEY RATIOS**

**EFFICIENCY RATIOS**

PARTICULARS	31.03.2017	31.03.2016	31.03.2015
Average Collection Days (Sundry Debtors / Income * 365 Days)	33.17	32.22	30.36
Account Receivables Turnover (Income / Sundry Debtors)	11.00	11.33	12.02
Average Payment Days (Sundry Creditors / Purchases * 365 Days)	20.61	18.12	43.55
Inventory Turnover (Operating Income / Inventories)	0.22	0.29	0.11
Asset Turnover (Operating Income / Net Fixed Assets)	4.21	4.64	25.73

**LEVERAGE RATIOS**

PARTICULARS	31.03.2017	31.03.2016	31.03.2015
Debt Ratio ((Borrowing + Current Liabilities) / Total Assets)	0.79	0.79	0.84
Debt Equity Ratio (Total Liability / Networth)	2.84	2.58	2.68

**DISCLAIMER** : This Report is **PRIVATE & CONFIDENTIAL** and it is prepared at the request of and for its use by the Subscriber only. The Subscriber shall use the contents of the Report merely as an aid to its business. Mira Inform Private Limited ("MIPL") has collated information/data in the Report, which have not been verified unless otherwise specifically mentioned in the Report. The Subscriber shall independently verify the accuracy and correctness of the information/data before in any way acting upon the same. MIPL shall not be liable for any harm, injury, loss or damage caused to the Subscriber due to default by the Subscriber's debtors/beneficiaries in fulfilling their obligations of any nature whatsoever. This Report or any of its portion shall not be used as a documentary evidence or otherwise before any investigative agencies or forum of law. This Report is confidential and proprietary to MIPL. The Subscriber and/or any other person(s) may not reproduce, publish or disclose any of the contents of the Report to others without the express authorization of MIPL. This Report is prepared and issued to the Subscriber without any risk, responsibility or liability on the part of MIPL or its officials.

Current Liabilities to Networth (Current Liabilities / Net Worth)	2.53	1.75	2.74
Fixed Assets to Networth (Net Fixed Assets / Networth)	0.13	0.12	0.02
Interest Coverage Ratio (PBIT / Financial Charges)	2.07	2.19	2.06

**PROFITABILITY RATIOS**

PARTICULARS		31.03.2017	31.03.2016	31.03.2015
Net Profit Margin ((PAT / Sales) * 100)	%	0.71	0.77	0.75
Return on Total Assets ((PAT / Total Assets) * 100)	%	2.88	4.10	2.27
Return on Investment (ROI) ((PAT / Networth) * 100)	%	14.96	20.02	14.45

**SOLVENCY RATIOS**

PARTICULARS		31.03.2017	31.03.2016	31.03.2015
Current Ratio (Current Assets / Current Liabilities)		1.85	2.48	2.21
Quick Ratio ((Current Assets – Inventories) / Current Liabilities)		0.87	1.40	0.86
G-Score Ratio Financial (Networth / Total Assets)		0.19	0.20	0.16
G-Score Ratio Debt (Debts / Equity Capital)		32.19	24.88	20.63
G-Score Ratio Liquidity (Total Current Assets / Total Current Liabilities)		1.85	2.48	2.21

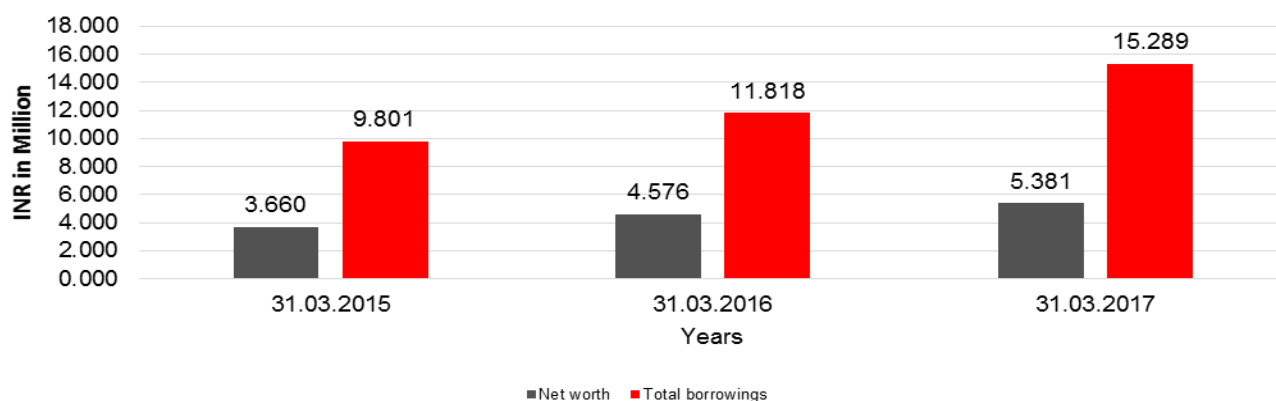
Total Liability = Short-term Debt + Long-term Debt + Current Maturities of Long-term debts

**FINANCIAL ANALYSIS**  
*[all figures are INR Million]*

**DEBT EQUITY RATIO**

Particular	31.03.2015	31.03.2016	31.03.2017
	INR In Million	INR In Million	INR In Million
Share Capital	0.475	0.475	0.475
Reserves & Surplus	3.185	4.101	4.906
Share Application money pending allotment	0.000	0.000	0.000
<b>Net worth</b>	<b>3.660</b>	<b>4.576</b>	<b>5.381</b>
long-term borrowings	9.654	9.586	8.338
Short term borrowings	0.147	2.232	6.951
<b>Total borrowings</b>	<b>9.801</b>	<b>11.818</b>	<b>15.289</b>
<b>Debt/Equity ratio</b>	<b>2.678</b>	<b>2.583</b>	<b>2.841</b>

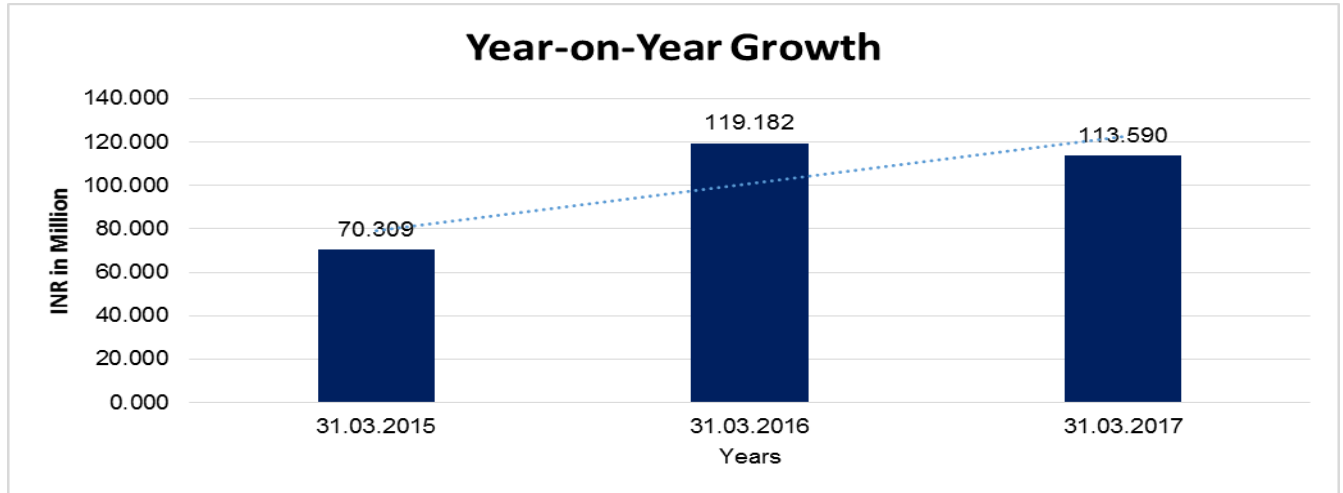
**Debt to Equity**



**YEAR-ON-YEAR GROWTH**

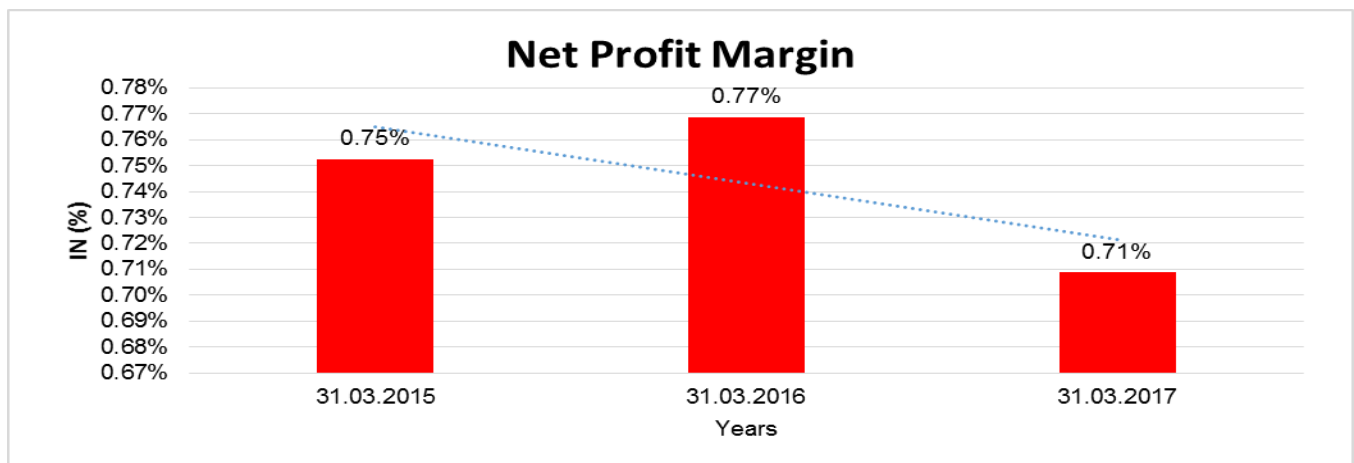
Year on Year Growth	31.03.2015	31.03.2016	31.03.2017
	INR In Million	INR In Million	INR In Million
Sales	70.309	119.182	113.590
		<b>69.512</b>	<b>(4.692)</b>

**DISCLAIMER** : This Report is **PRIVATE & CONFIDENTIAL** and it is prepared at the request of and for its use by the Subscriber only. The Subscriber shall use the contents of the Report merely as an aid to its business. Mira Inform Private Limited ("MIPL") has collated information/data in the Report, which have not been verified unless otherwise specifically mentioned in the Report. The Subscriber shall independently verify the accuracy and correctness of the information/data before in any way acting upon the same. MIPL shall not be liable for any harm, injury, loss or damage caused to the Subscriber due to default by the Subscriber's debtors/beneficiaries in fulfilling their obligations of any nature whatsoever. This Report or any of its portion shall not be used as a documentary evidence or otherwise before any investigative agencies or forum of law. This Report is confidential and proprietary to MIPL. The Subscriber and/or any other person(s) may not reproduce, publish or disclose any of the contents of the Report to others without the express authorization of MIPL. This Report is prepared and issued to the Subscriber without any risk, responsibility or liability on the part of MIPL or its officials.



**NET PROFIT MARGIN**

Net Profit Margin	31.03.2015	31.03.2016	31.03.2017
	INR In Million	INR In Million	INR In Million
Sales	70.309	119.182	113.590
Profit	0.529	0.916	0.805
	<b>0.75%</b>	<b>0.77%</b>	<b>0.71%</b>



**DISCLAIMER** : This Report is **PRIVATE & CONFIDENTIAL** and it is prepared at the request of and for its use by the Subscriber only. The Subscriber shall use the contents of the Report merely as an aid to its business. Mira Inform Private Limited ("MIPL") has collated information/data in the Report, which have not been verified unless otherwise specifically mentioned in the Report. The Subscriber shall independently verify the accuracy and correctness of the information/data before in any way acting upon the same. MIPL shall not be liable for any harm, injury, loss or damage caused to the Subscriber due to default by the Subscriber's debtors/beneficiaries in fulfilling their obligations of any nature whatsoever. This Report or any of its portion shall not be used as a documentary evidence or otherwise before any investigative agencies or forum of law. This Report is confidential and proprietary to MIPL. The Subscriber and/or any other person(s) may not reproduce, publish or disclose any of the contents of the Report to others without the express authorization of MIPL. This Report is prepared and issued to the Subscriber without any risk, responsibility or liability on the part of MIPL or its officials.

**LOCAL AGENCY FURTHER INFORMATION**

Sr. No.	Check list by info agents	Available in Report (Yes/No)
1	Year of establishment	Yes
2	Constitution of the entity -Incorporation details	Yes
3	Locality of the entity	Yes
4	Premises details	No
5	Buyer visit details	--
6	Contact numbers	Yes
7	Name of the person contacted	Yes
8	Designation of contact person	Yes
9	Promoter's background	Yes
10	Date of Birth of Proprietor / Partners / Directors	Yes
11	Pan Card No. of Proprietor / Partners	No
12	Voter Id Card No. of Proprietor / Partners	No
13	Type of business	Yes
14	Line of Business	Yes
15	Export/import details (if applicable)	No
16	No. of employees	No
17	Details of sister concerns	Yes
18	Major suppliers	No
19	Major customers	No
20	Banking Details	Yes
21	Banking facility details	Yes
22	Conduct of the banking account	--
23	Financials, if provided	Yes
24	Capital in the business	Yes
25	Last accounts filed at ROC, if applicable	Yes
26	Turnover of firm for last three years	Yes
27	Reasons for variation <> 20%	--
28	Estimation for coming financial year	No
29	Profitability for last three years	Yes
30	Major shareholders, if available	Yes
31	External Agency Rating, if available	No
32	Litigations that the firm/promoter involved in	--
33	Market information	--
34	Payments terms	No
35	Negative Reporting by Auditors in the Annual Report	No

**OPERATIONS**

The Company has reported gross total income of INR 113.681 Million for the current year as compared to INR 119.192 Million in the previous year. The Net profit for the year under review amounted to INR 0.805 Million in the current year as compared to Net profit INR 0.916 Million in the previous year.

**INDEX OF CHARGES:**

Charges Registered								
SN o	SRN	Charge Id	Charge Holder Name	Date of Creation	Date of Modification	Date of Satisfaction	Amount	Address
1	G06453591	10565020	Canara Bank	31/03/2015	15/06/2016	-	4500000.0	Sheshadripuram Branch, 1st Main Road, Roopa Complex, Sheshadripuram Bangalore K A560020IN
2	C51039543	10393845	ING VYSYA BANK LIMITED	13/12/2012	-	26/03/2015	2500000.0	757/11, OCEANA CHAMBERS 13TH CROSS, 7TH BLOCK, K.R. ROAD, JAYANAGAR BANGALORE K A560082IN

**CMT REPORT (Corruption, Money Laundering & Terrorism]**

The Public Notice information has been collected from various sources including but not limited to: **The Courts, India Prisons Service, Interpol, etc.**

**1] INFORMATION ON DESIGNATED PARTY**

No records exist designating subject or any of its beneficial owners, controlling shareholders or senior officers as terrorist or terrorist organization or whom notice had been received that all financial transactions involving their assets have been blocked or convicted, found guilty or against whom a judgement or order had been entered in a proceedings for violating money-laundering, anti-corruption or bribery or international economic or anti-terrorism sanction laws or whose assets were seized, blocked, frozen or ordered forfeited for violation of money laundering or international anti-terrorism laws.

**2] Court Declaration :**

No records exist to suggest that subject is or was the subject of any formal or informal allegations, prosecutions or other official proceeding for making any prohibited payments or other improper payments to government officials for engaging in prohibited transactions or with designated parties.

**3] Asset Declaration :**

No records exist to suggest that the property or assets of the subject are derived from criminal conduct or a prohibited transaction.

**4] Record on Financial Crime :**

Charges or conviction registered against subject: **None**

**5] Records on Violation of Anti-Corruption Laws :**

Charges or investigation registered against subject: **None**

**6] Records on Int'l Anti-Money Laundering Laws/Standards :**

Charges or investigation registered against subject: **None**

**7] Criminal Records**

No available information exist that suggest that subject or any of its principals have been formally charged or convicted by a competent governmental authority for any financial crime or under any formal investigation by a competent government authority for any violation of anti-corruption laws or international anti-money laundering laws or standard.

**8] Affiliation with Government :**

No record exists to suggest that any director or indirect owners, controlling shareholders, director, officer or employee of the company is a government official or a family member or close business associate of a Government official.

**9] Compensation Package :**

Our market survey revealed that the amount of compensation sought by the subject is fair and reasonable and comparable to compensation paid to others for similar services.

**10] Press Report :**

No press reports / filings exists on the subject.

**CORPORATE GOVERNANCE**

MIRA INFORM as part of its Due Diligence do provide comments on Corporate Governance to identify management and governance. These factors often have been predictive and in some cases have created vulnerabilities to credit deterioration.

Our Governance Assessment focuses principally on the interactions between a company's management, its Board of Directors, Shareholders and other financial stakeholders.

**CONTRAVENTION**

Subject is not known to have contravened any existing local laws, regulations or policies that prohibit, restrict or otherwise affect the terms and conditions that could be included in the agreement with the subject.

**FOREIGN EXCHANGE RATES**

Currency	Unit	INR
US Dollar	1	INR 72.98
UK Pound	1	INR 95.67
Euro	1	INR 85.65

**INFORMATION DETAILS**

Information Gathered by :	SWA
Analysis Done by :	VIV
Report Prepared by :	JYO

**SCORE FACTORS**

DEMERIT POINTS		
--BANK CHARGES	YES/NO	YES
--LITIGATION	YES/NO	NO
--OTHER ADVERSE INFORMATION	YES/NO	NO
MERIT POINTS		
--SOLE DISTRIBUTORSHIP	YES/NO	NO
--EXPORT ACTIVITIES	YES/NO	NO
--AFFILIATION	YES/NO	YES
--LISTED	YES/NO	NO
--OTHER MERIT FACTORS	YES/NO	YES

**RATING EXPLANATIONS**

Credit Rating	Explanation	Rating Comments
A++	Minimum Risk	Business dealings permissible with minimum risk of default
A+	Low Risk	Business dealings permissible with low risk of default
A	Acceptable Risk	Business dealings permissible with moderate risk of default
B	Medium Risk	Business dealings permissible on a regular monitoring basis
C	Medium High Risk	Business dealings permissible preferably on secured basis
D	High Risk	Business dealing not recommended or on secured terms only
NB	New Business	No recommendation can be done due to business in infancy stage
NT	No Trace	No recommendation can be done as the business is not traceable

NB is stated where there is insufficient information to facilitate rating. However, it is not to be considered as unfavourable.

This score serves as a reference to assess SC's credit risk and to set the amount of credit to be extended. It is calculated from a composite of weighted scores obtained from each of the major sections of this report. The assessed factors are as follows:

- Financial condition covering various ratios
- Company background and operations size
- Promoters / Management background
- Payment record
- Litigation against the subject
- Industry scenario / competitor analysis
- Supplier / Customer / Banker review (wherever available)