

## MIRA INFORM REPORT

<b>Report No. :</b>	531618
<b>Report Date :</b>	26.09.2018

### IDENTIFICATION DETAILS

<b>Name :</b>	YATRA ONLINE PRIVATE LIMITED
<b>Registered Office :</b>	B2, 202, 2nd Floor, Marathon Innova, Marathon Nextgen Complex, Off. Ganpatrao Kadam Marg, Lower Parel (West), Mumbai – 400013, Maharashtra
<b>Tel. No.:</b>	91-22-23080646/ 33135600/ 49664000
<b>Country :</b>	India
<b>Financials (as on) :</b>	31.03.2017
<b>Date of Incorporation :</b>	28.12.2005
<b>CIN No.:</b> [Company Identification No.]	U63040MH2005PTC158404
<b>Capital Investment / Paid-up Capital :</b>	INR 84.585 Million
<b>PAN No.:</b> [Permanent Account No.]	AAACY2602D
<b>GSTN :</b> [Goods & Service Tax Registration No.]	06AAACY2602D1ZW (Haryana) 32AAACY2602D1Z1 (Kerala) 03AAACY2602D1Z2 (Punjab) 33AAACY2602D2ZY (Tamilnadu) 29AAACY2602D1ZO (Karnataka) 24AAACY2602D1ZY (Gujarat)
<b>Legal Form :</b>	Private Limited Liability Company
<b>Line of Business :</b>	Subject is engaged in the business of providing reservation and booking services relating to transport, travel, tours and tourism and developing customized solutions in the areas of transport, travel, tours and tourism for all types of travellers in India or abroad through the Internet, mobile, call-centre and retail lounges. (Registered Activity)
<b>No. of Employees :</b>	Information denied by the management

### RATING & COMMENTS

**DISCLAIMER :** This Report is **PRIVATE & CONFIDENTIAL** and it is prepared at the request of and for its use by the Subscriber only. The Subscriber shall use the contents of the Report merely as an aid to its business. Mira Inform Private Limited ("MIPL") has collated information/data in the Report, which have not been verified unless otherwise specifically mentioned in the Report. The Subscriber shall independently verify the accuracy and correctness of the information/data before in any way acting upon the same. MIPL shall not be liable for any harm, injury, loss or damage caused to the Subscriber due to default by the Subscriber's debtors/beneficiaries in fulfilling their obligations of any nature whatsoever. This Report or any of its portion shall not be used as a documentary evidence or otherwise before any investigative agencies or forum of law. This Report is confidential and proprietary to MIPL. The Subscriber and/or any other person(s) may not reproduce, publish or disclose any of the contents of the Report to others without the express authorization of MIPL. This Report is prepared and issued to the Subscriber without any risk, responsibility or liability on the part of MIPL or its officials.

(Mira Inform has adopted New Rating mechanism w.e.f. 23<sup>rd</sup> January 2017)

**MIRA's Rating :**

A

Credit Rating	Explanation	Rating Comments
A	Acceptable Risk	Business dealings permissible with moderate risk of default

<b>Status :</b>	Satisfactory
<b>Payment Behaviour :</b>	Slow but correct
<b>Litigation :</b>	Clear
<b>Comments :</b>	<p>Subject was incorporated in the year 2005 and act as a subsidiary company of "THCL Travel Holding Cyprus Limited" having a satisfactory track record.</p> <p>Subject is Indian online travel agency who operates and owns a travel search engine by the name of "Yatra.com" which is well known travel agency in India.</p> <p>For the financial year 2017, the company has achieved decent growth in its revenue of 10.78% as compared to its previous year but has incurred continuous operational loss.</p> <p>The rating reflects company's satisfactory financial profile with strong net worth base along with negligible debt level and comfortable liquidity position.</p> <p>Rating further takes into account, the company's diversified business and well experienced promoters group. Moreover, the subject is backed by strong financial and managerial support receives from its holding company.</p> <p>However, rating is partially offset by the competition face by a company in online service industry through other established players in the market and losses from operation.</p> <p>Payments seems to be slow but correct.</p> <p>In view aforesaid, the company can be considered for business dealings at usual trade terms and conditions.</p>

**NOTES :**

Any query related to this report can be made on e-mail : [infodept@mirainform.com](mailto:infodept@mirainform.com) while quoting report number, name and date.

**EXTERNAL AGENCY RATING**

<b>Rating Agency Name</b>	Not Available
<b>Rating</b>	Not Available
<b>Rating Explanation</b>	Not Available

**DISCLAIMER :** This Report is **PRIVATE & CONFIDENTIAL** and it is prepared at the request of and for its use by the Subscriber only. The Subscriber shall use the contents of the Report merely as an aid to its business. Mira Inform Private Limited ("MIPL") has collated information/data in the Report, which have not been verified unless otherwise specifically mentioned in the Report. The Subscriber shall independently verify the accuracy and correctness of the information/data before in any way acting upon the same. MIPL shall not be liable for any harm, injury, loss or damage caused to the Subscriber due to default by the Subscriber's debtors/beneficiaries in fulfilling their obligations of any nature whatsoever. This Report or any of its portion shall not be used as a documentary evidence or otherwise before any investigative agencies or forum of law. This Report is confidential and proprietary to MIPL. The Subscriber and/or any other person(s) may not reproduce, publish or disclose any of the contents of the Report to others without the express authorization of MIPL. This Report is prepared and issued to the Subscriber without any risk, responsibility or liability on the part of MIPL or its officials.

Date	Not Available
------	---------------

**RBI DEFAULTERS' LIST STATUS**

Subject's name is not enlisted as a defaulter in the publicly available RBI Defaulters' list.

**EPF (Employee Provident Fund) DEFAULTERS' LIST STATUS**

Subject's name is not enlisted as a defaulter in the publicly available EPF (Employee Provident Fund) Defaulters' list as of 31-03-2018.

**BIFR (Board for Industrial & Financial Reconstruction) LISTING STATUS**

Subject's name is not listed as a Sick Unit in the publicly available BIFR (Board for Industrial & Financial Reconstruction) list as of 26.09.2018

**IBBI (Insolvency and Bankruptcy Board of India) LISTING STATUS**

Subject's name is not listed in the publicly available IBBI (Insolvency and Bankruptcy Board of India) list as of report date.

**INFORMATION DECLINED**

**Management non-cooperative (Tel No.: 91-124-3040500)**  
**Tel No.: 91-22-56695000 – does not exist**

**LOCATIONS**

<b>Registered Office :</b>	B2, 202, 2nd Floor, Marathon Innova, Marathon Nextgen Complex, Off. Ganpatrao Kadam Marg, Lower Parel (West), Mumbai – 400013, Maharashtra, India
<b>Tel. No.:</b>	91-22-23080646/ 33135600/ 49664000
<b>Fax No.:</b>	Not Available
<b>E-Mail :</b>	<a href="mailto:legal@yatra.com">legal@yatra.com</a>
<b>Website :</b>	<a href="http://www.yatra.com">www.yatra.com</a>
<b>Corporate Office :</b>	1101-03, Tower-B, 11 <sup>th</sup> Floor, Unitech Cyber Park, Sector – 39, Gurugram – 122002, Haryana, India
<b>Tel. No.:</b>	91-124-3040500
<b>Retail Offices :</b>	<b>Located at:</b> <ul style="list-style-type: none"> <li>• Ahmedabad</li> <li>• Bangalore</li> <li>• Chandigarh</li> <li>• Chennai</li> </ul>

**DISCLAIMER :** This Report is **PRIVATE & CONFIDENTIAL** and it is prepared at the request of and for its use by the Subscriber only. The Subscriber shall use the contents of the Report merely as an aid to its business. Mira Inform Private Limited ("MIPL") has collated information/data in the Report, which have not been verified unless otherwise specifically mentioned in the Report. The Subscriber shall independently verify the accuracy and correctness of the information/data before in any way acting upon the same. MIPL shall not be liable for any harm, injury, loss or damage caused to the Subscriber due to default by the Subscriber's debtors/beneficiaries in fulfilling their obligations of any nature whatsoever. This Report or any of its portion shall not be used as a documentary evidence or otherwise before any investigative agencies or forum of law. This Report is confidential and proprietary to MIPL. The Subscriber and/or any other person(s) may not reproduce, publish or disclose any of the contents of the Report to others without the express authorization of MIPL. This Report is prepared and issued to the Subscriber without any risk, responsibility or liability on the part of MIPL or its officials.

	<ul style="list-style-type: none"> <li>• Cochin</li> <li>• Hyderabad</li> <li>• Gurugram</li> <li>• Kolkata</li> <li>• Mumbai</li> <li>• New Delhi</li> <li>• Pune</li> <li>• Ludhiana</li> </ul>
--	---

**DIRECTORS**

As on 31.03.2018

<b>Name :</b>	Mr. Dhruv Shringi
<b>Designation :</b>	Director
<b>Address :</b>	C 84, Inder Puri, New Delhi – 110012, India
<b>Date of Birth/Age :</b>	14.07.1973
<b>Date of Appointment :</b>	05.01.2006
<b>DIN No.:</b>	00334986
<b>PAN No.:</b>	AJVPS1008C
<b>Name :</b>	Mr. Murlidhara Lakshmikantha Kadaba
<b>Designation :</b>	Director
<b>Address :</b>	1003 A, The Magnolias, DLF Golf Links, DLF City-V, Gurugram – 122009, Haryana, India
<b>Date of Birth/Age :</b>	09.06.1961
<b>Date of Appointment :</b>	16.02.2016
<b>DIN No.:</b>	01435701
<b>PAN No.:</b>	AALPM7480R

**DISCLAIMER :** This Report is **PRIVATE & CONFIDENTIAL** and it is prepared at the request of and for its use by the Subscriber only. The Subscriber shall use the contents of the Report merely as an aid to its business. Mira Inform Private Limited ("MIPL") has collated information/data in the Report, which have not been verified unless otherwise specifically mentioned in the Report. The Subscriber shall independently verify the accuracy and correctness of the information/data before in any way acting upon the same. MIPL shall not be liable for any harm, injury, loss or damage caused to the Subscriber due to default by the Subscriber's debtors/beneficiaries in fulfilling their obligations of any nature whatsoever. This Report or any of its portion shall not be used as a documentary evidence or otherwise before any investigative agencies or forum of law. This Report is confidential and proprietary to MIPL. The Subscriber and/or any other person(s) may not reproduce, publish or disclose any of the contents of the Report to others without the express authorization of MIPL. This Report is prepared and issued to the Subscriber without any risk, responsibility or liability on the part of MIPL or its officials.

**KEY EXECUTIVES**

<b>Name :</b>	Mr. Darpan Batra
<b>Designation :</b>	Company Secretary
<b>Address :</b>	50A, Block-R, Dilshad Garden, New Delhi – 110095, India
<b>Date of Birth/Age :</b>	26.03.1975
<b>Date of Appointment :</b>	09.11.2011
<b>PAN No.:</b>	AGFPB9734R

**MAJOR SHAREHOLDERS**

**As on 31.03.2017**

<b>Names of Shareholders</b>	<b>No. of Shares</b>
THCL Travel Holding Cyprus Limited, Cyprus	7197495
Yatra Online, Inc.*	1
Asia Consolidated DMC Pte. Limited,	1108546

\* One equity share is held by Yatra Online, Inc. in the capacity of nominee of THCL Travel Holding Cyprus Limited.

**As on 18.07.2018**

<b>Names of Allottee</b>	<b>No. of Shares</b>
THCL Travel Holding Cyprus Limited, Cyprus	340661

**As on 07.08.2018**

<b>Names of Allottee</b>	<b>No. of Shares</b>
THCL Travel Holding Cyprus Limited, Cyprus	364059

**Equity Share Break up (Percentage of Total Equity)**

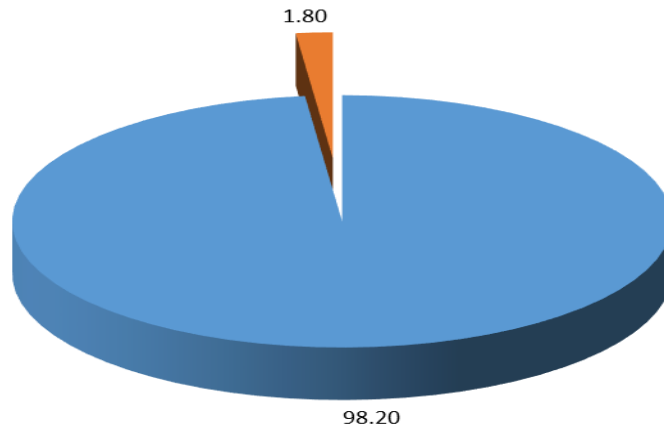
**As on 30.09.2017**

<b>Category</b>	<b>Percentage</b>
Promoters (Individual/Hindu Undivided Family – Indian)	98.20
Public/Other than promoters (Body corporate)	1.80
<b>Total</b>	<b>100.00</b>

**DISCLAIMER :** This Report is **PRIVATE & CONFIDENTIAL** and it is prepared at the request of and for its use by the Subscriber only. The Subscriber shall use the contents of the Report merely as an aid to its business. Mira Inform Private Limited ("MIPL") has collated information/data in the Report, which have not been verified unless otherwise specifically mentioned in the Report. The Subscriber shall independently verify the accuracy and correctness of the information/data before in any way acting upon the same. MIPL shall not be liable for any harm, injury, loss or damage caused to the Subscriber due to default by the Subscriber's debtors/beneficiaries in fulfilling their obligations of any nature whatsoever. This Report or any of its portion shall not be used as a documentary evidence or otherwise before any investigative agencies or forum of law. This Report is confidential and proprietary to MIPL. The Subscriber and/or any other person(s) may not reproduce, publish or disclose any of the contents of the Report to others without the express authorization of MIPL. This Report is prepared and issued to the Subscriber without any risk, responsibility or liability on the part of MIPL or its officials.

### Share holding pattern

■ Promoters (Individual/Hindu Undivided Family – Indian) ■ Public/Other than promoters (Body corporate)



### BUSINESS DETAILS

<b>Line of Business :</b>	Subject is engaged in the business of providing reservation and booking services relating to transport, travel, tours and tourism and developing customized solutions in the areas of transport, travel, tours and tourism for all types of travellers in India or abroad through the Internet, mobile, call-centre and retail lounges. (Registered Activity)	
<b>Products / Services :</b>	<b>Item Code No.</b>	<b>Products/Services Description</b>
	99855400	Tour Operator Service
<b>Brand Names :</b>	Not Available	
<b>Agencies Held :</b>	Not Available	
<b>Exports :</b>	Not Divulged	
<b>Imports :</b>	Not Divulged	
<b>Terms :</b>	Not Divulged	

### PRODUCTION STATUS – (NOT AVAILABLE)

### GENERAL INFORMATION

**Suppliers :**

**DISCLAIMER :** This Report is **PRIVATE & CONFIDENTIAL** and it is prepared at the request of and for its use by the Subscriber only. The Subscriber shall use the contents of the Report merely as an aid to its business. Mira Inform Private Limited ("MIPL") has collated information/data in the Report, which have not been verified unless otherwise specifically mentioned in the Report. The Subscriber shall independently verify the accuracy and correctness of the information/data before in any way acting upon the same. MIPL shall not be liable for any harm, injury, loss or damage caused to the Subscriber due to default by the Subscriber's debtors/beneficiaries in fulfilling their obligations of any nature whatsoever. This Report or any of its portion shall not be used as a documentary evidence or otherwise before any investigative agencies or forum of law. This Report is confidential and proprietary to MIPL. The Subscriber and/or any other person(s) may not reproduce, publish or disclose any of the contents of the Report to others without the express authorization of MIPL. This Report is prepared and issued to the Subscriber without any risk, responsibility or liability on the part of MIPL or its officials.

	<b>Reference :</b>	Not Divulged	
	<b>Name of the Person :</b>	--	
	<b>Contact No.:</b>	--	
	<b>Since How Long Known :</b>	--	
	<b>Maximum Limit Dealt :</b>	--	
	<b>Experience :</b>	--	
	<b>Remark:</b>	--	
<b>Customers :</b>			
	<b>Reference :</b>	Not Divulged	
	<b>Name of the Person :</b>	--	
	<b>Contact No.:</b>	--	
	<b>Since How Long Known :</b>	--	
	<b>Maximum Limit Dealt :</b>	--	
	<b>Experience :</b>	--	
	<b>Remark:</b>	--	
<b>No. of Employees :</b>	Information denied by the management		
<b>Bankers :</b>			
	<b>Banker Name :</b>	ICICI Bank Limited	
	<b>Branch :</b>	ICICI Bank Tower, Near Chakli Circle, Old Padra Road, Vadodara-390007, Gujarat, India	
	<b>Person Name (With Designation) :</b>	--	
	<b>Contact Number :</b>	--	
	<b>Name of Account Holder :</b>	--	
	<b>Account Number :</b>	--	
	<b>Account Since (Date/Year of Account Opening) :</b>	--	
	<b>Average Balance Maintained :</b>	--	
	<b>Credit Facilities Enjoyed (CC/OD/Term Loan) :</b>	--	
	<b>Account Operation :</b>	--	
	<b>Remark :</b>	--	
<b>Facilities :</b>	<b>Secured Loan</b>	<b>31.03.2017 (INR in Million)</b>	<b>31.03.2016 (INR in Million)</b>
	<b>Long-term Borrowings</b>		
	Rupee term loans from banks	21.609	13.560
	<b>Total</b>	<b>21.609</b>	<b>13.560</b>

<b>Auditors :</b>	
<b>Name :</b>	S.R. Batliboi and Associates LLP Chartered Accountants
<b>Address :</b>	Golf View, Corporate Tower B, Sector 42, Sector Road, Gurugram – 122002, Haryana, India

**DISCLAIMER :** This Report is **PRIVATE & CONFIDENTIAL** and it is prepared at the request of and for its use by the Subscriber only. The Subscriber shall use the contents of the Report merely as an aid to its business. Mira Inform Private Limited ("MIPL") has collated information/data in the Report, which have not been verified unless otherwise specifically mentioned in the Report. The Subscriber shall independently verify the accuracy and correctness of the information/data before in any way acting upon the same. MIPL shall not be liable for any harm, injury, loss or damage caused to the Subscriber due to default by the Subscriber's debtors/beneficiaries in fulfilling their obligations of any nature whatsoever. This Report or any of its portion shall not be used as a documentary evidence or otherwise before any investigative agencies or forum of law. This Report is confidential and proprietary to MIPL. The Subscriber and/or any other person(s) may not reproduce, publish or disclose any of the contents of the Report to others without the express authorization of MIPL. This Report is prepared and issued to the Subscriber without any risk, responsibility or liability on the part of MIPL or its officials.

<b>Income-tax PAN of auditor or auditor's firm :</b>	ACHFS9118A
<b>Memberships :</b>	Not Available
<b>Collaborators :</b>	Not Available
<b>Holding company:</b>	<ul style="list-style-type: none"> <li>• THCL Travel Holding Cyprus Limited, Cyprus</li> </ul>
<b>Ultimate holding company:</b>	<ul style="list-style-type: none"> <li>• Yatra Online, Inc., Cayman Islands</li> </ul>
<b>Subsidiary companies:</b>	<ul style="list-style-type: none"> <li>• Adventure and Nature Network Private Limited CIN No.: U63030HR2012PTC047095</li> <li>• Yatra Corporate Hotel Solutions Private Limited CIN No.: U55101HR2008PTC038256</li> <li>• Yatra TG Stays Private Limited CIN No.: U63040MH2005PTC257748</li> <li>• Yatra Hotel Solutions Private Limited CIN No.: U63040MH2004PTC217231</li> <li>• TSI Yatra Private Limited CIN No.: U45030DL1996PTC076431</li> </ul>
<b>Fellow subsidiaries:</b>	<ul style="list-style-type: none"> <li>• Yatra USA LLC</li> </ul>
<b>Entity under common control Companies under common management Jointly controlled entity Significant Influence</b>	<ul style="list-style-type: none"> <li>• Asia Consolidated DMC Pte Limited</li> <li>• Appnomic Systems Private Limited</li> <li>• E-18 Limited</li> <li>• Reliance Retail Limited</li> <li>• Indiawin Sports Private Limited</li> <li>• Reliance Capital Limited</li> <li>• Reliance Infrastructure Limited</li> <li>• Reliance Defence Limited</li> <li>• Reliance Defence Systems Private Limited</li> <li>• Reliance ADA Group Private Limited</li> <li>• Reliance Cement Company Private Limited</li> <li>• Reliance Home Finance Limited</li> <li>• Reliance Nippon Life Insurance Co Limited</li> <li>• Reliance Defence Systems and Tech Limited</li> <li>• Reliance Infocomm Limited</li> <li>• Reliance General Insurance Company Limited</li> <li>• Reliance Capital Limited</li> <li>• IDG Ventures India Advisors Private Limited</li> </ul>

**CAPITAL STRUCTURE**

After 30.09.2017

**Authorised Capital : INR 100.000 million**

**Issued, Subscribed & Paid-up Capital : INR 92.896 Million**

As on 30.09.2017

**Authorised Capital :**

No. of Shares	Type	Value	Amount
10000000	Equity Shares	INR 10/- each	INR 100.000 Million

**Issued, Subscribed & Paid-up Capital :**

No. of Shares	Type	Value	Amount
8458526	Equity Shares	INR 10/- each	INR 84.585 Million

**FINANCIAL DATA**  
*[all figures are INR Million]*

**ABRIDGED BALANCE SHEET (STANDALONE)**

SOURCES OF FUNDS	31.03.2017	31.03.2016	31.03.2015
<b>I. EQUITY AND LIABILITIES</b>			
(1) Shareholders' Funds			
(a) Share Capital	84.585	70.911	64.586
(b) Reserves and Surplus	5058.307	2072.368	1724.485
(c) Money received against share warrants	0.000	30.000	30.000
(2) Share Application money pending allotment	0.000	0.000	0.000
<b>Total Shareholders' Funds (1) + (2)</b>	<b>5142.892</b>	<b>2173.279</b>	<b>1819.071</b>
(3) Non-Current Liabilities			
(a) long-term borrowings	21.609	13.560	94.335
(b) Deferred tax liabilities (Net)	0.000	0.000	0.000
(c) Other long-term liabilities	458.704	899.413	382.030
(d) long-term provisions	41.528	33.538	23.852
<b>Total Non-current Liabilities (3)</b>	<b>521.841</b>	<b>946.511</b>	<b>500.217</b>
(4) Current Liabilities			
(a) Short-term borrowings	0.000	0.000	0.000
(b) Trade payables	2114.032	1201.863	1040.506
(c) Other current liabilities	1451.819	1528.949	1468.170
(d) Short-term provisions	35.101	24.970	16.330
<b>Total Current Liabilities (4)</b>	<b>3600.952</b>	<b>2755.782</b>	<b>2525.006</b>
<b>TOTAL</b>	<b>9265.685</b>	<b>5875.572</b>	<b>4844.294</b>
<b>II. ASSETS</b>			
(1) Non-current assets			
(a) Fixed Assets			
(i) Tangible assets	100.677	79.305	47.286
(ii) Intangible Assets	402.536	189.291	184.318
(iii) Tangible assets capital work-in-progress	0.000	0.000	0.000
(iv) Intangible assets under development	166.062	139.570	46.331
(b) Non-current Investments	2915.639	2347.639	2255.839
(c) Deferred tax assets (net)	0.000	0.000	0.000
(d) Long-term loans and advances	241.468	213.063	129.780
(e) Other Non-current assets	28.317	5.414	22.759
<b>Total Non-Current Assets</b>	<b>3854.699</b>	<b>2974.282</b>	<b>2686.313</b>

**DISCLAIMER** : This Report is **PRIVATE & CONFIDENTIAL** and it is prepared at the request of and for its use by the Subscriber only. The Subscriber shall use the contents of the Report merely as an aid to its business. Mira Inform Private Limited ("MIPL") has collated information/data in the Report, which have not been verified unless otherwise specifically mentioned in the Report. The Subscriber shall independently verify the accuracy and correctness of the information/data before in any way acting upon the same. MIPL shall not be liable for any harm, injury, loss or damage caused to the Subscriber due to default by the Subscriber's debtors/beneficiaries in fulfilling their obligations of any nature whatsoever. This Report or any of its portion shall not be used as a documentary evidence or otherwise before any investigative agencies or forum of law. This Report is confidential and proprietary to MIPL. The Subscriber and/or any other person(s) may not reproduce, publish or disclose any of the contents of the Report to others without the express authorization of MIPL. This Report is prepared and issued to the Subscriber without any risk, responsibility or liability on the part of MIPL or its officials.

(2) Current assets			
(a) Current investments	0.000	0.000	0.000
(b) Inventories	0.000	0.000	0.000
(c) Trade receivables	1499.055	970.117	876.385
(d) Cash and bank balances	3352.774	1187.568	818.861
(e) Short-term loans and advances	522.787	735.454	460.147
(f) Other current assets	36.370	8.151	2.588
<b>Total Current Assets</b>	<b>5410.986</b>	<b>2901.290</b>	<b>2157.981</b>
<b>TOTAL</b>	<b>9265.685</b>	<b>5875.572</b>	<b>4844.294</b>

**PROFIT & LOSS ACCOUNT (STANDALONE)**

	PARTICULARS	31.03.2017	31.03.2016	31.03.2015
	<b>SALES</b>			
	Revenue from operations	6714.447	6060.839	4881.573
	Other Income	138.540	102.315	120.269
	<b>TOTAL</b>	<b>6852.987</b>	<b>6163.154</b>	<b>5001.842</b>
<b>Less</b>	<b>EXPENSES</b>			
	Cost of Materials Consumed	3061.697	3206.478	0.000
	Employee benefit expense	1033.774	1044.235	769.531
	Other expenses	3672.681	2584.795	4731.133
	<b>TOTAL</b>	<b>7768.152</b>	<b>6835.508</b>	<b>5500.664</b>
	<b>PROFIT/ (LOSS) BEFORE INTEREST, TAX, DEPRECIATION AND AMORTISATION</b>	<b>(915.165)</b>	<b>(672.354)</b>	<b>(498.822)</b>
<b>Less</b>	<b>FINANCIAL EXPENSES</b>	122.769	49.137	50.822
	<b>PROFIT / (LOSS) BEFORE TAX, DEPRECIATION AND AMORTISATION</b>	<b>(1037.934)</b>	<b>(721.491)</b>	<b>(549.644)</b>
<b>Less/ Add</b>	<b>DEPRECIATION/ AMORTISATION</b>	179.475	140.104	122.209
	<b>PROFIT/ (LOSS) BEFORE TAX</b>	<b>(1217.409)</b>	<b>(861.595)</b>	<b>(671.853)</b>
<b>Less</b>	<b>TAX</b>	0.000	0.000	0.000
	<b>PROFIT/ (LOSS) AFTER TAX</b>	<b>(1217.409)</b>	<b>(861.595)</b>	<b>(671.853)</b>
	<b>Earnings / (Loss) Per Share (INR)</b>	<b>(167.78)</b>	<b>(125.31)</b>	<b>(104.02)</b>

**DISCLAIMER** : This Report is **PRIVATE & CONFIDENTIAL** and it is prepared at the request of and for its use by the Subscriber only. The Subscriber shall use the contents of the Report merely as an aid to its business. Mira Inform Private Limited ("MIPL") has collated information/data in the Report, which have not been verified unless otherwise specifically mentioned in the Report. The Subscriber shall independently verify the accuracy and correctness of the information/data before in any way acting upon the same. MIPL shall not be liable for any harm, injury, loss or damage caused to the Subscriber due to default by the Subscriber's debtors/beneficiaries in fulfilling their obligations of any nature whatsoever. This Report or any of its portion shall not be used as a documentary evidence or otherwise before any investigative agencies or forum of law. This Report is confidential and proprietary to MIPL. The Subscriber and/or any other person(s) may not reproduce, publish or disclose any of the contents of the Report to others without the express authorization of MIPL. This Report is prepared and issued to the Subscriber without any risk, responsibility or liability on the part of MIPL or its officials.

**CURRENT MATURITIES OF LONG TERM DEBT DETAILS**

Particulars	31.03.2017	31.03.2016	31.03.2015
Current Maturities of Long term debt	547.033	741.302	408.485
Cash generated from operations	NA	NA	NA
Net cash flows from (used in) operations	(929.161)	(425.346)	(391.961)
Net cash flows from (used in) operating activities	(985.461)	(454.134)	(384.733)

**KEY RATIOS**

**EFFICIENCY RATIOS**

PARTICULARS	31.03.2017	31.03.2016	31.03.2015
Average Collection Days (Sundry Debtors / Income * 365 Days)	81.49	58.42	65.53
Account Receivables Turnover (Income / Sundry Debtors)	4.48	6.25	5.57
Average Payment Days (Sundry Creditors / Purchases * 365 Days)	252.02	136.81	0.00
Inventory Turnover (Operating Income / Inventories)	0.00	0.00	0.00
Asset Turnover (Operating Income / Net Fixed Assets)	(1.37)	(1.65)	(1.79)

**LEVERAGE RATIOS**

PARTICULARS	31.03.2017	31.03.2016	31.03.2015
Debt Ratio ((Borrowing + Current Liabilities) / Total Assets)	0.45	0.60	0.63
Debt Equity Ratio (Total Liability / Networth)	0.11	0.35	0.28
Current Liabilities to Networth (Current Liabilities / Net Worth)	0.70	1.27	1.39
Fixed Assets to Networth (Net Fixed Assets / Networth)	0.13	0.19	0.15

**DISCLAIMER** : This Report is **PRIVATE & CONFIDENTIAL** and it is prepared at the request of and for its use by the Subscriber only. The Subscriber shall use the contents of the Report merely as an aid to its business. Mira Inform Private Limited ("MIPL") has collated information/data in the Report, which have not been verified unless otherwise specifically mentioned in the Report. The Subscriber shall independently verify the accuracy and correctness of the information/data before in any way acting upon the same. MIPL shall not be liable for any harm, injury, loss or damage caused to the Subscriber due to default by the Subscriber's debtors/beneficiaries in fulfilling their obligations of any nature whatsoever. This Report or any of its portion shall not be used as a documentary evidence or otherwise before any investigative agencies or forum of law. This Report is confidential and proprietary to MIPL. The Subscriber and/or any other person(s) may not reproduce, publish or disclose any of the contents of the Report to others without the express authorization of MIPL. This Report is prepared and issued to the Subscriber without any risk, responsibility or liability on the part of MIPL or its officials.

Interest Coverage Ratio (PBIT / Financial Charges)	(7.45)	(13.68)	(9.82)
---	--------	---------	--------

**PROFITABILITY RATIOS**

PARTICULARS		31.03.2017	31.03.2016	31.03.2015
Net Profit Margin ((PAT / Sales) * 100)	%	(18.13)	(14.22)	(13.76)
Return on Total Assets ((PAT / Total Assets) * 100)	%	(13.14)	(14.66)	(13.87)
Return on Investment (ROI) ((PAT / Networth) * 100)	%	(23.67)	(39.64)	(36.93)

**SOLVENCY RATIOS**

PARTICULARS	31.03.2017	31.03.2016	31.03.2015
Current Ratio (Current Assets / Current Liabilities)	1.50	1.05	0.85
Quick Ratio ((Current Assets – Inventories) / Current Liabilities)	1.50	1.05	0.85
G-Score Ratio Financial (Networth / Total Assets)	0.56	0.37	0.38
G-Score Ratio Debt (Debts / Equity Capital)	6.72	10.65	7.79
G-Score Ratio Liquidity (Total Current Assets / Total Current Liabilities)	1.50	1.05	0.85

Total Liability = Short-term Debt + Long-term Debt + Current Maturities of Long-term debts

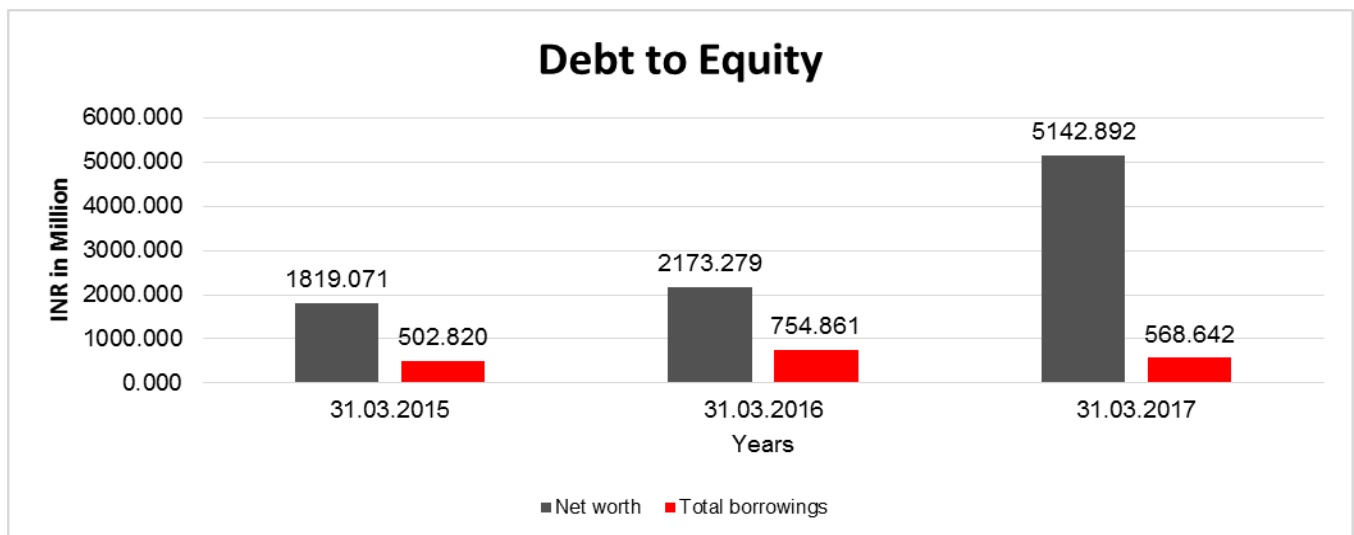
**FINANCIAL ANALYSIS**  
*[all figures are in INR Million]*

**DEBT EQUITY RATIO**

Particular	31.03.2015	31.03.2016	31.03.2017
	(INR In Million)	(INR In Million)	(INR In Million)

**DISCLAIMER** : This Report is **PRIVATE & CONFIDENTIAL** and it is prepared at the request of and for its use by the Subscriber only. The Subscriber shall use the contents of the Report merely as an aid to its business. Mira Inform Private Limited ("MIPL") has collated information/data in the Report, which have not been verified unless otherwise specifically mentioned in the Report. The Subscriber shall independently verify the accuracy and correctness of the information/data before in any way acting upon the same. MIPL shall not be liable for any harm, injury, loss or damage caused to the Subscriber due to default by the Subscriber's debtors/beneficiaries in fulfilling their obligations of any nature whatsoever. This Report or any of its portion shall not be used as a documentary evidence or otherwise before any investigative agencies or forum of law. This Report is confidential and proprietary to MIPL. The Subscriber and/or any other person(s) may not reproduce, publish or disclose any of the contents of the Report to others without the express authorization of MIPL. This Report is prepared and issued to the Subscriber without any risk, responsibility or liability on the part of MIPL or its officials.

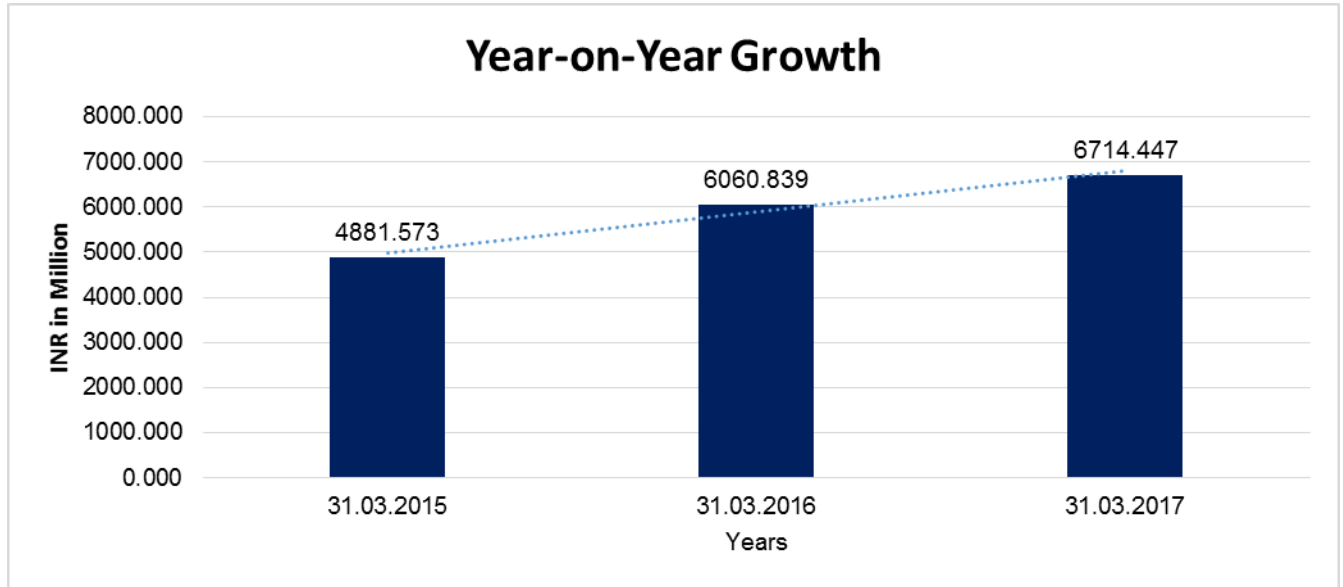
Share Capital	64.586	70.911	84.585
Reserves & Surplus	1724.485	2072.368	5058.307
Money received against share warrants	30.000	30.000	0.000
<b>Net worth</b>	<b>1819.071</b>	<b>2173.279</b>	<b>5142.892</b>
long-term borrowings	94.335	13.559	21.609
Short term borrowings	0.000	0.000	0.000
Current maturities of long-term debts	408.485	741.302	547.033
<b>Total borrowings</b>	<b>502.820</b>	<b>754.861</b>	<b>568.642</b>
<b>Debt/Equity ratio</b>	<b>0.276</b>	<b>0.347</b>	<b>0.111</b>



**YEAR-ON-YEAR GROWTH**

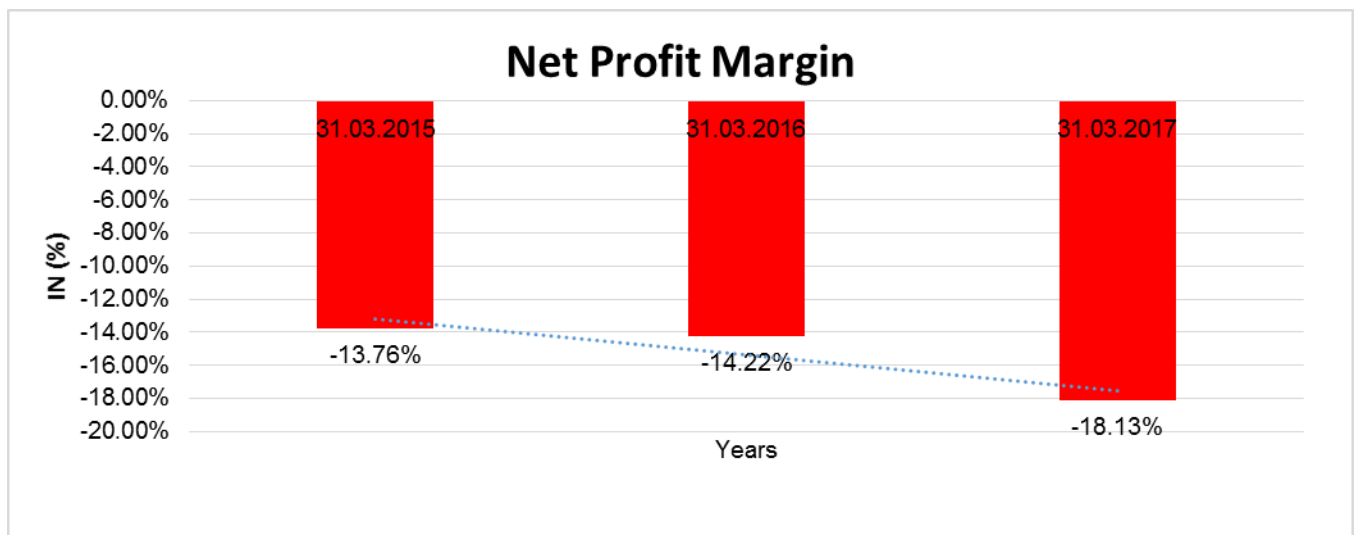
Year on Year Growth	31.03.2015	31.03.2016	31.03.2017
	(INR In Million)	(INR In Million)	(INR In Million)
Sales	4881.573	6060.839	6714.447
		<b>24.158</b>	<b>10.784</b>

**DISCLAIMER** : This Report is **PRIVATE & CONFIDENTIAL** and it is prepared at the request of and for its use by the Subscriber only. The Subscriber shall use the contents of the Report merely as an aid to its business. Mira Inform Private Limited ("MIPL") has collated information/data in the Report, which have not been verified unless otherwise specifically mentioned in the Report. The Subscriber shall independently verify the accuracy and correctness of the information/data before in any way acting upon the same. MIPL shall not be liable for any harm, injury, loss or damage caused to the Subscriber due to default by the Subscriber's debtors/beneficiaries in fulfilling their obligations of any nature whatsoever. This Report or any of its portion shall not be used as a documentary evidence or otherwise before any investigative agencies or forum of law. This Report is confidential and proprietary to MIPL. The Subscriber and/or any other person(s) may not reproduce, publish or disclose any of the contents of the Report to others without the express authorization of MIPL. This Report is prepared and issued to the Subscriber without any risk, responsibility or liability on the part of MIPL or its officials.



**NET PROFIT MARGIN**

Net Profit Margin	31.03.2015	31.03.2016	31.03.2017
	(INR In Million)	(INR In Million)	(INR In Million)
Sales	4881.573	6060.839	6714.447
Profit/ (Loss)	(671.853)	(861.595)	(1217.409)
	<b>(13.76 %)</b>	<b>(14.22 %)</b>	<b>(18.13 %)</b>



**DISCLAIMER** : This Report is **PRIVATE & CONFIDENTIAL** and it is prepared at the request of and for its use by the Subscriber only. The Subscriber shall use the contents of the Report merely as an aid to its business. Mira Inform Private Limited ("MIPL") has collated information/data in the Report, which have not been verified unless otherwise specifically mentioned in the Report. The Subscriber shall independently verify the accuracy and correctness of the information/data before in any way acting upon the same. MIPL shall not be liable for any harm, injury, loss or damage caused to the Subscriber due to default by the Subscriber's debtors/beneficiaries in fulfilling their obligations of any nature whatsoever. This Report or any of its portion shall not be used as a documentary evidence or otherwise before any investigative agencies or forum of law. This Report is confidential and proprietary to MIPL. The Subscriber and/or any other person(s) may not reproduce, publish or disclose any of the contents of the Report to others without the express authorization of MIPL. This Report is prepared and issued to the Subscriber without any risk, responsibility or liability on the part of MIPL or its officials.

**ABRIDGED BALANCE SHEET (CONSOLIDATED)**

SOURCES OF FUNDS	31.03.2017	31.03.2016
<b>I. EQUITY AND LIABILITIES</b>		
(1) Shareholders' Funds		
(a) Share Capital	84.585	70.911
(b) Reserves and Surplus	3857.623	958.279
(c) Money received against share warrants	0.000	30.000
(2) Share Application money pending allotment	0.000	0.000
<b>Total Shareholders' Funds (1) + (2)</b>	<b>3942.208</b>	<b>1059.190</b>
(3) Non-Current Liabilities		
(a) long-term borrowings	22.595	15.557
(b) Deferred tax liabilities (Net)	0.000	0.000
(c) Other long-term liabilities	458.704	899.413
(d) long-term provisions	58.209	46.494
<b>Total Non-current Liabilities (3)</b>	<b>539.508</b>	<b>961.464</b>
(4) Current Liabilities		
(a) Short-term borrowings	0.000	0.000
(b) Trade payables	2609.518	1637.420
(c) Other current liabilities	1635.241	1716.690
(d) Short-term provisions	52.142	37.454
<b>Total Current Liabilities (4)</b>	<b>4296.901</b>	<b>3391.564</b>
<b>TOTAL</b>	<b>8778.617</b>	<b>5412.218</b>
<b>II. ASSETS</b>		
(1) Non-current assets		
(a) Fixed Assets		
(i) Tangible assets	124.568	102.843
(ii) Intangible Assets	1742.464	1525.723
(iii) Tangible assets capital work-in-progress	0.000	0.000
(iv) Intangible assets under development	166.627	145.395
(b) Non-current Investments	0.000	0.000
(c) Deferred tax assets (net)	30.563	40.143
(d) Long-term loans and advances	416.531	372.209
(e) Other Non-current assets	28.317	13.452
<b>Total Non-Current Assets</b>	<b>2509.070</b>	<b>2199.765</b>
(2) Current assets		
(a) Current investments	0.000	0.000
(b) Inventories	0.000	0.000
(c) Trade receivables	1930.630	1310.631

**DISCLAIMER** : This Report is **PRIVATE & CONFIDENTIAL** and it is prepared at the request of and for its use by the Subscriber only. The Subscriber shall use the contents of the Report merely as an aid to its business. Mira Inform Private Limited ("MIPL") has collated information/data in the Report, which have not been verified unless otherwise specifically mentioned in the Report. The Subscriber shall independently verify the accuracy and correctness of the information/data before in any way acting upon the same. MIPL shall not be liable for any harm, injury, loss or damage caused to the Subscriber due to default by the Subscriber's debtors/beneficiaries in fulfilling their obligations of any nature whatsoever. This Report or any of its portion shall not be used as a documentary evidence or otherwise before any investigative agencies or forum of law. This Report is confidential and proprietary to MIPL. The Subscriber and/or any other person(s) may not reproduce, publish or disclose any of the contents of the Report to others without the express authorization of MIPL. This Report is prepared and issued to the Subscriber without any risk, responsibility or liability on the part of MIPL or its officials.

(d) Cash and bank balances		3582.277	1298.752
(e) Short-term loans and advances		719.589	594.708
(f) Other current assets		37.051	8.362
<b>Total Current Assets</b>		<b>6269.547</b>	<b>3212.453</b>
<b>TOTAL</b>		<b>8778.617</b>	<b>5412.218</b>

**PROFIT & LOSS ACCOUNT (CONSOLIDATED)**

	<b>PARTICULARS</b>	<b>31.03.2017</b>	<b>31.03.2016</b>
	<b>SALES</b>		
	Revenue from operations	8122.174	7341.515
	Other Income	175.817	129.475
	<b>TOTAL</b>	<b>8297.991</b>	<b>7470.990</b>
<b>Less</b>	<b>EXPENSES</b>		
	Cost of Materials Consumed	3104.645	3308.032
	Employee benefit expense	1462.082	1463.831
	Other expenses	4645.327	3616.199
	<b>TOTAL</b>	<b>9212.054</b>	<b>8388.062</b>
	<b>PROFIT/ (LOSS) BEFORE INTEREST, TAX, DEPRECIATION AND AMORTISATION</b>	<b>(914.063)</b>	<b>(917.072)</b>
<b>Less</b>	<b>FINANCIAL EXPENSES</b>	127.093	54.035
	<b>PROFIT / (LOSS) BEFORE TAX, DEPRECIATION AND AMORTISATION</b>	<b>(1041.156)</b>	<b>(971.107)</b>
<b>Less/ Add</b>	<b>DEPRECIATION/ AMORTISATION</b>	227.275	181.309
	<b>PROFIT/ (LOSS) BEFORE TAX</b>	<b>(1268.431)</b>	<b>(1152.416)</b>
<b>Less</b>	<b>TAX</b>	35.572	(39.806)
	<b>PROFIT/ (LOSS) AFTER TAX</b>	<b>(1304.003)</b>	<b>(1112.610)</b>
	<b>Earnings / (Loss) Per Share (INR)</b>	<b>(154.164)</b>	<b>(156.902)</b>

**LOCAL AGENCY FURTHER INFORMATION**

<b>Sr. No.</b>	<b>Check List by Info Agents</b>	<b>Available in Report (Yes / No)</b>
1]	Year of establishment	Yes

**DISCLAIMER** : This Report is **PRIVATE & CONFIDENTIAL** and it is prepared at the request of and for its use by the Subscriber only. The Subscriber shall use the contents of the Report merely as an aid to its business. Mira Inform Private Limited ("MIPL") has collated information/data in the Report, which have not been verified unless otherwise specifically mentioned in the Report. The Subscriber shall independently verify the accuracy and correctness of the information/data before in any way acting upon the same. MIPL shall not be liable for any harm, injury, loss or damage caused to the Subscriber due to default by the Subscriber's debtors/beneficiaries in fulfilling their obligations of any nature whatsoever. This Report or any of its portion shall not be used as a documentary evidence or otherwise before any investigative agencies or forum of law. This Report is confidential and proprietary to MIPL. The Subscriber and/or any other person(s) may not reproduce, publish or disclose any of the contents of the Report to others without the express authorization of MIPL. This Report is prepared and issued to the Subscriber without any risk, responsibility or liability on the part of MIPL or its officials.

2]	Constitution of the entity Incorporation details	Yes
3]	Locality of the entity	Yes
4]	Premises details	No
5]	Buyer visit details	--
6]	Contact numbers	Yes
7]	Name of the person contacted	No
8]	Designation of contact person	No
9]	Promoter's background	Yes
10]	Date of Birth of Proprietor / Partners / Directors	Yes
11]	Pan Card No. of Proprietor / Partners	Yes
12]	Voter Id Card No. of Proprietor / Partners	No
13]	Type of business	Yes
14]	Line of Business	Yes
15]	Export/import details (if applicable)	No
16]	No. of employees	No
17]	Details of sister concerns	Yes
18]	Major suppliers	No
19]	Major customers	No
20]	Banking Details	Yes
21]	Banking facility details	Yes
22]	Conduct of the banking account	--
23]	Financials, if provided	Yes
24]	Capital in the business	Yes
25]	Last accounts filed at ROC, if applicable	Yes
26]	Turnover of firm for last three years	Yes
27]	Reasons for variation <> 20%	--
28]	Estimation for coming financial year	No
29]	Profitability for last three years	Yes
30]	Major shareholders, if available	Yes
31]	External Agency Rating, if available	No
32]	Litigations that the firm/promoter involved in	--
33]	Market information	--
34]	Payments terms	No
35]	Negative Reporting by Auditors in the Annual Report	No

**COMPANY OVERVIEW**

The Company was incorporated on December 28, 2005. The Company is engaged in the business of providing reservation and booking services relating to transport, travel, tours and tourism and developing customized solutions in the areas of transport, travel, tours and tourism for all types of travellers in India or abroad through the Internet, mobile, call-centre and retail lounges.

**STATE OF THE COMPANY'S AFFAIRS**

The Company's ultimate parent company, Yatra Online, Inc. got listed at NASDAQ and raised approximately US\$92 million through the listing process. The successful listing of the ultimate parent brought another milestone in the history of the Company. Subsequent to the listing, the Company got an added financial support on account of the capital infusion brought in with such listing.

**INDEX OF CHARGES**

S No	SRN	Charge Id	Charge Holder Name	Date of Creation	Date of Modification	Date of Satisfaction	Amount	Address
1	H05775739	100199499	ICICI BANK LIMITED	17/08/2018	-	-	476850.0	ICICI Bank Tower, Near Chakli Circle,Old Padra RoadVadodaraGu3900 07IN
2	G95924460	100194899	ICICI BANK LIMITED	26/07/2018	-	-	941340.0	ICICI Bank Tower, Near Chakli Circle,Old Padra RoadVadodaraGu3900 07IN
3	G95925343	100194895	ICICI BANK LIMITED	16/07/2018	-	-	1615660.0	ICICI Bank Tower, Near Chakli Circle,Old Padra RoadVadodaraGu3900 07IN
4	G92651579	100188584	ICICI BANK LIMITED	20/06/2018	-	-	1728990.0	ICICI Bank Tower, Near Chakli Circle,Old Padra RoadVadodaraGu3900 07IN
5	G95923470	100194891	ICICI BANK LIMITED	20/06/2018	-	-	809910.0	ICICI Bank Tower, Near Chakli Circle,Old Padra RoadVadodaraGu3900 07IN

**DISCLAIMER** : This Report is **PRIVATE & CONFIDENTIAL** and it is prepared at the request of and for its use by the Subscriber only. The Subscriber shall use the contents of the Report merely as an aid to its business. Mira Inform Private Limited ("MIPL") has collated information/data in the Report, which have not been verified unless otherwise specifically mentioned in the Report. The Subscriber shall independently verify the accuracy and correctness of the information/data before in any way acting upon the same. MIPL shall not be liable for any harm, injury, loss or damage caused to the Subscriber due to default by the Subscriber's debtors/beneficiaries in fulfilling their obligations of any nature whatsoever. This Report or any of its portion shall not be used as a documentary evidence or otherwise before any investigative agencies or forum of law. This Report is confidential and proprietary to MIPL. The Subscriber and/or any other person(s) may not reproduce, publish or disclose any of the contents of the Report to others without the express authorization of MIPL. This Report is prepared and issued to the Subscriber without any risk, responsibility or liability on the part of MIPL or its officials.

6	G868303 04	1001751 61	ICICI BANK LIMITE D	24/04/20 18	-	-	916472.0	ICICI Bank Tower, Near Chakli Circle,Old Padra RoadVadodaraGu3900 07IN
7	G868296 52	1001751 62	ICICI BANK LIMITE D	24/04/20 18	-	-	598670.0	ICICI Bank Tower, Near Chakli Circle,Old Padra RoadVadodaraGu3900 07IN
8	G868301 30	1001751 65	ICICI BANK LIMITE D	24/04/20 18	-	-	740130.0	ICICI Bank Tower, Near Chakli Circle,Old Padra RoadVadodaraGu3900 07IN
9	G828480 03	1001673 08	ICICI BANK LIMITE D	30/03/20 18	-	-	2879100.0	ICICI Bank Tower, Near Chakli Circle,Old Padra RoadVadodaraGu3900 07IN
1 0	G830344 88	1001670 67	ICICI BANK LIMITE D	16/03/20 18	-	-	1033566.0	ICICI Bank Tower, Near Chakli Circle,Old Padra RoadVadodaraGu3900 07IN
1 1	G828473 28	1001670 88	ICICI BANK LIMITE D	13/03/20 18	-	-	661252.0	ICICI Bank Tower, Near Chakli Circle,Old Padra RoadVadodaraGu3900 07IN
1 2	G828468 33	1001673 03	ICICI BANK LIMITE D	13/03/20 18	-	-	3000000.0	ICICI Bank Tower, Near Chakli Circle,Old Padra RoadVadodaraGu3900 07IN
1 3	G828474 76	1001673 06	ICICI BANK LIMITE D	13/03/20 18	-	-	2724300.0	ICICI Bank Tower, Near Chakli Circle,Old Padra RoadVadodaraGu3900 07IN
1 4	G749332 68	1001516 58	ICICI BANK LIMITE D	10/01/20 18	-	-	690000.0	ICICI Bank Tower, Near Chakli Circle,Old Padra RoadVadodaraGu3900

								07IN
1 5	G757667 82	1001524 36	ICICI BANK LIMITE D	30/12/20 17	-	-	800399.0	ICICI Bank Tower, Near Chakli Circle,Old Padra RoadVadodaraGu3900 07IN
1 6	G753549 02	1001524 34	ICICI BANK LIMITE D	11/12/20 17	-	-	750000.0	ICICI Bank Tower, Near Chakli Circle,Old Padra RoadVadodaraGu3900 07IN
1 7	G739415 28	1001518 77	ICICI BANK LIMITE D	16/10/20 17	-	-	746630.0	ICICI Bank Tower, Near Chakli Circle,Old Padra RoadVadodaraGu3900 07IN
1 8	G742117 07	1001518 79	ICICI BANK LIMITE D	21/09/20 17	-	-	1309851.0	ICICI Bank Tower, Near Chakli Circle,Old Padra RoadVadodaraGu3900 07IN
1 9	G546944 35	1001251 03	INNOV EN CAPITA L INDIA PRIVAT E LIMITE D	12/09/20 17	-	-	495000000 .0	12th FLOOR, EXPRESS TOWERS,NARIMAN POINT,MUMBAIMa400 021IN
2 0	G543449 32	1001247 29	HDFC BANK LIMITE D	05/09/20 17	-	-	1451762.0	HDFC Bank House,Senapati Bapat Marg,Lower Parel WMumbaiMH400031IN
2 1	G543440 72	1001247 31	HDFC BANK LIMITE D	31/08/20 17	-	-	500000.0	HDFC BANK HOUSE, SENAPATI BAPAT MARG,LOWER PAREL WMumbaiMH400031IN
2 2	G517687 37	1001192 96	HDFC BANK LIMITE D	09/08/20 17	-	-	1044217.0	HDFC BANK HOUSE, SENAPATI BAPAT MARGLOWER PAREL WMUMBAIMH400013I N
2 3	G518624 07	1001194 63	HDFC BANK	29/07/20 17	-	-	834556.0	HDFC BANK HOUSE, SENAPATI BAPAT

**DISCLAIMER** : This Report is **PRIVATE & CONFIDENTIAL** and it is prepared at the request of and for its use by the Subscriber only. The Subscriber shall use the contents of the Report merely as an aid to its business. Mira Inform Private Limited ("MIPL") has collated information/data in the Report, which have not been verified unless otherwise specifically mentioned in the Report. The Subscriber shall independently verify the accuracy and correctness of the information/data before in any way acting upon the same. MIPL shall not be liable for any harm, injury, loss or damage caused to the Subscriber due to default by the Subscriber's debtors/beneficiaries in fulfilling their obligations of any nature whatsoever. This Report or any of its portion shall not be used as a documentary evidence or otherwise before any investigative agencies or forum of law. This Report is confidential and proprietary to MIPL. The Subscriber and/or any other person(s) may not reproduce, publish or disclose any of the contents of the Report to others without the express authorization of MIPL. This Report is prepared and issued to the Subscriber without any risk, responsibility or liability on the part of MIPL or its officials.

			LIMITE D					MARGLOWER PAREL WMUMBAIMH400013I N
2 4	G477965 45	1001050 31	ICICI BANK LIMITE D	22/06/20 17	01/07/201 7	-	110000000 0.0	ICICI Bank Tower, Near Chakli Circle, Old Padra RoadVadodaraGu3900 07IN
2 5	G482088 13	1001092 01	HDFC BANK LIMITE D	17/06/20 17	-	-	1229217.0	HDFC BANK HOUSE, SENAPATI BAPAT MARGLOWER PAREL WMUMBAIMH400013I N
2 6	G482083 75	1001090 70	HDFC BANK LIMITE D	14/06/20 17	-	-	783441.0	HDFC BANK HOUSE, SENAPATI BAPAT MARGLOWER PAREL WMUMBAIMH400013I N
2 7	G438426 81	1000982 96	HDFC BANK LIMITE D	26/04/20 17	-	-	818100.0	HDFC BANK HOUSE, SENAPATI BAPAT MARGLOWER PAREL WMUMBAIMH400013I N
2 8	G438424 83	1000983 12	HDFC BANK LIMITE D	26/04/20 17	-	-	2545809.0	HDFC BANK HOUSE, SENAPATI BAPAT MARGLOWER PAREL WMUMBAIMH400013I N
2 9	G411730 89	1000911 17	HDFC BANK LIMITE D	21/03/20 17	-	-	2700000.0	HDFC BANK HOUSE, SENAPATI BAPAT MARGLOWER PAREL WMUMBAIMH400013I N
3 0	G392420 11	1000863 12	HDFC BANK LIMITE D	03/03/20 17	-	-	4382254.0	HDFC BANK HOUSE, SENAPATI BAPAT MARGLOWER PAREL WMUMBAIMH400013I N
3 1	G392430 35	1000863 13	HDFC BANK LIMITE D	03/03/20 17	-	-	4382254.0	HDFC BANK HOUSE, SENAPATI BAPAT MARGLOWER PAREL WMUMBAIMH400013I N
3	G392415	1000863	HDFC	14/02/20	-	-	1560000.0	HDFC BANK HOUSE,

2	26	11	BANK LIMITE D	17				SENAPATI BAPAT MARGLOWER PAREL WMUMBAIMH400013I N
3 3	G336050 72	1000728 21	HDFC BANK LIMITE D	30/12/20 16	-	-	500000.0	HDFC BANK HOUSE, SENAPATI BAPAT MARGLOWER PAREL WMUMBAIMH400013I N
3 4	G153016 58	1000547 36	HDFC BANK LIMITE D	21/09/20 16	-	-	810000.0	HDFC BANK HOUSE, SENAPATI BAPAT MARGLOWER PAREL WMUMBAIMH400013I N
3 5	G073906 02	1000393 27	HDFC BANK LIMITE D	24/06/20 16	-	-	2700000.0	HDFC BANK HOUSE, SENAPATI BAPAT MARGLOWER PAREL WMUMBAIMH400013I N
3 6	G041136 50	1000282 71	HDFC BANK LIMITE D	27/04/20 16	-	-	700000.0	HDFC BANK HOUSE, SENAPATI BAPAT MARGLOWER PAREL WMUMBAIMH400013I N
3 7	G021578 16	1000222 58	HDFC BANK LIMITE D	05/01/20 16	-	-	630000.0	HDFC BANK HOUSESENAPATI BAPAT MARGLOWER PAREL WMUMBAIMH400013I N
3 8	C756878 63	1061260 7	HDFC BANK LIMITE D	06/11/20 15	-	-	1200000.0	HDFC BANK HOUSESENAPATI BAPAT MARGLOWER PAREL WMUMBAIMH400013I N
3 9	C679953 08	1059867 2	HDFC BANK LIMITE D	29/09/20 15	-	-	1110000.0	HDFC BANK HOUSESENAPATI BAPAT MARGLOWER PAREL WMUMBAIMH400013I N
4 0	C647008 67	1059294 7	HDFC BANK LIMITE	07/09/20 15	-	-	1150000.0	HDFC BANK HOUSESENAPATI BAPAT MARGLOWER

			D					PAREL WMUMBAIMH400013I N
4 1	C652252 45	1059322 7	HDFC BANK LIMITE D	04/09/20 15	-	-	850000.0	HDFC BANK HOUSEENAPATI BAPAT MARGLOWER PAREL WMUMBAIMH400013I N
4 2	C626853 00	1058833 4	HDFC BANK LIMITE D	11/08/20 15	-	-	2100000.0	HDFC BANK HOUSEENAPATI BAPAT MARGLOWER PAREL WMUMBAIMH400013I N
4 3	C542606 82	1057083 5	HDFC BANK LIMITE D	30/04/20 15	-	-	2346900.0	HDFC BANK HOUSEENAPATI BAPAT MARGLOWER PAREL WMUMBAIMH400013I N
4 4	C554797 52	1057310 7	HDFC BANK LIMITE D	13/04/20 15	-	-	1140000.0	HDFC BANK HOUSEENAPATI BAPAT MARGLOWER PAREL WMUMBAIMH400013I N
4 5	C407249 32	1054374 4	HDFC BANK LIMITE D	23/12/20 14	-	-	500000.0	HDFC BANK HOUSEENAPATI BAPAT MARGLOWER PAREL WMUMBAIMH400013I N
4 6	C408546 14	1054493 4	HDFC BANK LIMITE D	15/12/20 14	-	-	740000.0	HDFC BANK HOUSEENAPATI BAPAT MARGLOWER PAREL WMUMBAIMH400013I N
4 7	C396183 84	1054173 0	HDFC BANK LIMITE D	15/11/20 14	-	-	836000.0	HDFC BANK HOUSEENAPATI BAPAT MARGLOWER PAREL WMUMBAIMH400013I N

48	B800239 97	1043786 4	HDFC BANK LIMITE D	10/06/20 13	-	-	500000.0	HDFC BANK HOUSEENAPATI BAPAT MARGLOWER PAREL WMUMBAIMH400013I N
49	G863353 46	1058676 1	HDFC BANK LIMITE D	04/07/20 15	-	26/04/201 8	950000.0	HDFC BANK HOUSEENAPATI BAPAT MARGLOWER PAREL WMUMBAIMH400013I N
50	G863341 25	1051577 3	HDFC BANK LIMITE D	26/07/20 14	-	26/04/201 8	951000.0	HDFC BANK HOUSE SENAPATI BAPAT MARGLOWER PAREL WMUMBAIMH400013I N
51	G863306 93	1045045 2	HDFC BANK LIMITE D	29/12/20 12	-	26/04/201 8	449543.0	HDFC BANK HOUSEENAPATI BAPAT MARGLOWER PAREL WMUMBAIMH400013I N
52	G863332 67	1050734 7	HDFC BANK LIMITE D	11/06/20 14	-	26/04/201 8	530000.0	HDFC BANK HOUSEENAPATI BAPAT MARGLOWER PAREL WMUMBAIMH400013I N
53	G863316 59	1046458 3	HDFC BANK LIMITE D	18/11/20 13	-	26/04/201 8	1300000.0	HDFC BANK HOUSEENAPATI BAPAT MARGLOWER PAREL WMUMBAIMH400013I N
54	G863345 62	1053282 3	HDFC BANK LIMITE D	28/10/20 14	-	26/04/201 8	800000.0	HDFC BANK HOUSEENAPATI BAPAT MARGLOWER PAREL WMUMBAIMH400013I N
55	G863376 72	1026121 2	HDFC BANK LIMITE D	14/12/20 10	-	26/04/201 8	1658522.0	HDFC BANK HOUSEENAPATI BAPAT MARGLOWER PAREL

								WMUMBAIMH400013I N
5 6	G863320 61	1048002 8	HDFC BANK LIMITE D	29/01/20 14	-	26/04/201 8	1300000.0	HDFC BANK HOUSEENAPATI BAPAT MARGLOWER PAREL WMUMBAIMH400013I N
5 7	G863329 96	1051775 3	HDFC BANK LIMITE D	24/06/20 14	-	26/04/201 8	594000.0	HDFC BANK HOUSEENAPATI BAPAT MARGLOWER PAREL WMUMBAIMH400013I N
5 8	G863351 06	1055077 9	HDFC BANK LIMITE D	06/02/20 15	-	26/04/201 8	920000.0	HDFC BANK HOUSEENAPATI BAPAT MARGLOWER PAREL WMUMBAIMH400013I N
5 9	G863264 51	1031576 7	HDFC BANK LIMITE D	19/04/20 11	-	26/04/201 8	846000.0	HDFC BANK HOUSEENAPATI BAPAT MARGLOWER PAREL WMUMBAIMH400013I N
6 0	G863324 34	1047886 4	HDFC BANK LIMITE D	29/01/20 14	-	26/04/201 8	2100000.0	HDFC BANK HOUSEENAPATI BAPAT MARGLOWER PAREL WMUMBAIMH400013I N
6 1	G863281 27	1031466 0	HDFC BANK LIMITE D	19/04/20 11	-	26/04/201 8	1131808.0	HDFC BANK HOUSEENAPATI BAPAT MARGLOWER PAREL WMUMBAIMH400013I N
6 2	G863293 98	1045038 1	HDFC BANK LIMITE D	28/08/20 12	-	26/04/201 8	620000.0	HDFC BANK HOUSEENAPATI BAPAT MARGLOWER PAREL WMUMBAIMH400013I N
6	G863310	1041253	HDFC	26/02/20	-	26/04/201	2009700.0	HDFC BANK

**DISCLAIMER** : This Report is **PRIVATE & CONFIDENTIAL** and it is prepared at the request of and for its use by the Subscriber only. The Subscriber shall use the contents of the Report merely as an aid to its business. Mira Inform Private Limited ("MIPL") has collated information/data in the Report, which has not been verified unless otherwise specifically mentioned in the Report. The Subscriber shall independently verify the accuracy and correctness of the information/data before in any way acting upon the same. MIPL shall not be liable for any harm, injury, loss or damage caused to the Subscriber due to default by the Subscriber's debtors/beneficiaries in fulfilling their obligations of any nature whatsoever. This Report or any of its portion shall not be used as a documentary evidence or otherwise before any investigative agencies or forum of law. This Report is confidential and proprietary to MIPL. The Subscriber and/or any other person(s) may not reproduce, publish or disclose any of the contents of the Report to others without the express authorization of MIPL. This Report is prepared and issued to the Subscriber without any risk, responsibility or liability on the part of MIPL or its officials.

3	48	5	BANK LIMITE D	13		8		HOUSEENAPATI BAPAT MARGLOWER PAREL WMUMBAIMH400013I N
6 4	G800849 08	1062693 8	HDFC BANK LIMITE D	17/02/20 16	-	12/03/201 8	2800000.0	HDFC BANK HOUSE, SENAPATI BAPAT MARG,LOWER PAREL WMUMBAIMH400013I N
6 5	G621119 76	1055237 2	HDFC BANK LIMITE D	14/10/20 14	-	25/10/201 7	95922000. 0	HDFC BANK HOUSEENAPATI BAPAT MARGLOWER PAREL WMumbaiMH400013IN
6 6	G510345 28	1055140 5	HDFC BANK LIMITE D	29/01/20 15	21/06/201 6	18/08/201 7	900000000 .0	HDFC BANK HOUSEENAPATI BAPAT MARGLOWER PAREL WMumbaiMH400013IN
6 7	G353686 61	1046196 2	SVB INDIA FINAN CE PRIVAT E LIMITE D	27/11/20 13	-	23/01/201 7	250000000 .0	12th FLOOR, EXPRESS TOWERS,NARIMAN POINT,MUMBAIMH400 021IN
6 8	C736833 69	1046216 3	HDFC BANK LIMITE D	29/10/20 13	-	16/12/201 5	540000.0	HDFC BANK HOUSEENAPATI BAPAT MARGLOWER PAREL WMUMBAIMH400013I N
6 9	C577523 05	1056075 8	Axis Bank Limited	24/12/20 14	-	02/07/201 5	45070000. 0	Corporate Banking Branch148, Barakhamba RoadNew DelhiDL110001IN
7 0	C428422 86	1033048 3	HDFC BANK LIMITE D	24/12/20 11	-	28/01/201 5	480575.0	HDFC BANK HOUSEENAPATI BAPAT MARGLOWER PAREL WMUMBAIMH400013I N
7	C428428	1031154	HDFC	21/09/20	-	20/01/201	2175502.0	HDFC BANK

**DISCLAIMER** : This Report is **PRIVATE & CONFIDENTIAL** and it is prepared at the request of and for its use by the Subscriber only. The Subscriber shall use the contents of the Report merely as an aid to its business. Mira Inform Private Limited ("MIPL") has collated information/data in the Report, which have not been verified unless otherwise specifically mentioned in the Report. The Subscriber shall independently verify the accuracy and correctness of the information/data before in any way acting upon the same. MIPL shall not be liable for any harm, injury, loss or damage caused to the Subscriber due to default by the Subscriber's debtors/beneficiaries in fulfilling their obligations of any nature whatsoever. This Report or any of its portion shall not be used as a documentary evidence or otherwise before any investigative agencies or forum of law. This Report is confidential and proprietary to MIPL. The Subscriber and/or any other person(s) may not reproduce, publish or disclose any of the contents of the Report to others without the express authorization of MIPL. This Report is prepared and issued to the Subscriber without any risk, responsibility or liability on the part of MIPL or its officials.

1	80	3	BANK LIMITE D	11		5		HOUSEENAPATI BAPAT MARGLOWER PAREL WMUMBAIMH400013I N
7 2	C203230 93	1033048 0	HDFC BANK LIMITE D	24/12/20 11	-	01/09/201 4	397647.0	HDFC BANK HOUSEENAPATI BAPAT MARGLOWER PAREL WMUMBAIMH400013I N
7 3	C189702 77	1034122 7	HDFC BANK LIMITE D	25/02/20 12	-	01/09/201 4	847800.0	HDFC BANK HOUSEENAPATI BAPAT MARGLOWER PAREL WMUMBAIMH400013I N
7 4	C189693 03	1036061 1	HDFC BANK LIMITE D	28/05/20 12	-	25/08/201 4	774000.0	HDFC BANK HOUSEENAPATI BAPAT MARGLOWER PAREL WMUMBAIMH400013I N
7 5	C173573 36	1041222 8	HDFC BANK LIMITE D	18/02/20 13	-	07/08/201 4	1800000.0	HDFC BANK HOUSEENAPATI BAPAT MARGLOWER PAREL WMUMBAIMH400013I N
7 6	C074080 57	1023756 4	HDFC BANK LIMITE D	04/08/20 10	-	02/06/201 4	1740000.0	HDFC BANK HOUSEENAPATI BAPAT MARGLOWER PAREL WMUMBAIMH400013I N
7 7	C074094 51	1026588 8	HDFC BANK LIMITE D	28/12/20 10	-	02/06/201 4	1263612.0	HDFC BANK HOUSEENAPATI BAPAT MARGLOWER PAREL WMUMBAIMH400013I N
7 8	C081544 94	1031154 6	HDFC BANK LIMITE D	21/09/20 11	-	02/06/201 4	645175.0	HDFC BANK HOUSEENAPATI BAPAT MARGLOWER PAREL

								WMUMBAIMH4000131 N
7 9	C073990 90	1020892 8	HDFC BANK LIMITE D	04/03/20 10	-	02/06/201 4	4600000.0	HDFC BANK HOUSEENAPATI BAPAT MARGLOWER PAREL WMUMBAIMH4000131 N
8 0	C073916 75	1036140 3	HDFC BANK LIMITE D	25/04/20 12	-	02/06/201 4	3889800.0	HDFC BANK HOUSEENAPATI BAPAT MARGLOWER PAREL WMUMBAIMH4000131 N
8 1	C081510 37	1044908 3	HDFC BANK LIMITE D	17/09/20 12	-	02/06/201 4	491040.0	HDFC BANK HOUSEENAPATI BAPAT MARGLOWER PAREL WMUMBAIMH4000131 N
8 2	C081754 08	1033048 4	HDFC BANK LIMITE D	04/01/20 12	-	02/06/201 4	691200.0	HDFC BANK HOUSEENAPATI BAPAT MARGLOWER PAREL WMUMBAIMH4000131 N
8 3	B674863 16	1025867 4	HDFC BANK LIMITE D	03/12/20 10	-	17/01/201 3	2208200.0	HDFC BANK HOUSEENAPATI BAPAT MARGLOWER PAREL WMUMBAIMH4000131 N
8 4	B677571 12	1027327 9	HDFC BANK LIMITE D	05/02/20 11	-	17/01/201 3	1277196.0	HDFC BANK HOUSEENAPATI BAPAT MARGLOWER PAREL WMUMBAIMH4000131 N

**CONTINGENT LIABILITIES:**

<b>PARTICULARS</b>	<b>31.03.2017 (INR in Million)</b>	<b>31.03.2016 (INR in Million)</b>
Claims against the Company not acknowledged as debts*	40.163	33.977

**DISCLAIMER :** This Report is **PRIVATE & CONFIDENTIAL** and it is prepared at the request of and for its use by the Subscriber only. The Subscriber shall use the contents of the Report merely as an aid to its business. Mira Inform Private Limited ("MIPL") has collated information/data in the Report, which have not been verified unless otherwise specifically mentioned in the Report. The Subscriber shall independently verify the accuracy and correctness of the information/data before in any way acting upon the same. MIPL shall not be liable for any harm, injury, loss or damage caused to the Subscriber due to default by the Subscriber's debtors/beneficiaries in fulfilling their obligations of any nature whatsoever. This Report or any of its portion shall not be used as a documentary evidence or otherwise before any investigative agencies or forum of law. This Report is confidential and proprietary to MIPL. The Subscriber and/or any other person(s) may not reproduce, publish or disclose any of the contents of the Report to others without the express authorization of MIPL. This Report is prepared and issued to the Subscriber without any risk, responsibility or liability on the part of MIPL or its officials.

\*Represents claim made by the customers due to service related issues, which are contested by the Company and are pending in various District Consumer Redressal Forums in India. The management does not expect these claims to succeed and accordingly no provision has been recognised in the financial statements.

#### **FIXED ASSETS**

- Land
- Building
- Vehicles
- Furniture and Fixture
- Plant and Machinery
- Office equipment
- Computer equipments

**CMT REPORT (Corruption, Money Laundering & Terrorism]**

The Public Notice information has been collected from various sources including but not limited to: **The Courts, India Prisons Service, Interpol, etc.**

**1] INFORMATION ON DESIGNATED PARTY**

No records exist designating subject or any of its beneficial owners, controlling shareholders or senior officers as terrorist or terrorist organization or whom notice had been received that all financial transactions involving their assets have been blocked or convicted, found guilty or against whom a judgement or order had been entered in a proceedings for violating money-laundering, anti-corruption or bribery or international economic or anti-terrorism sanction laws or whose assets were seized, blocked, frozen or ordered forfeited for violation of money laundering or international anti-terrorism laws.

**2] Court Declaration :**

No records exist to suggest that subject is or was the subject of any formal or informal allegations, prosecutions or other official proceeding for making any prohibited payments or other improper payments to government officials for engaging in prohibited transactions or with designated parties.

**3] Asset Declaration :**

No records exist to suggest that the property or assets of the subject are derived from criminal conduct or a prohibited transaction.

**4] Record on Financial Crime :**

Charges or conviction registered against subject: **None**

**5] Records on Violation of Anti-Corruption Laws :**

Charges or investigation registered against subject: **None**

**6] Records on Int'l Anti-Money Laundering Laws/Standards :**

Charges or investigation registered against subject: **None**

**7] Criminal Records**

No available information exist that suggest that subject or any of its principals have been formally charged or convicted by a competent governmental authority for any financial crime or under any formal investigation by a competent government authority for any violation of anti-corruption laws or international anti-money laundering laws or standard.

**8] Affiliation with Government :**

No record exists to suggest that any director or indirect owners, controlling shareholders, director, officer or employee of the company is a government official or a family member or close business associate of a Government official.

**9] Compensation Package :**

Our market survey revealed that the amount of compensation sought by the subject is fair and reasonable and comparable to compensation paid to others for similar services.

**10] Press Report :**

No press reports / filings exists on the subject.

**CORPORATE GOVERNANCE**

MIRA INFORM as part of its Due Diligence do provide comments on Corporate Governance to identify management and governance. These factors often have been predictive and in some cases have created vulnerabilities to credit deterioration.

Our Governance Assessment focuses principally on the interactions between a company's management, its Board of Directors, Shareholders and other financial stakeholders.

**CONTRAVENTION**

Subject is not known to have contravened any existing local laws, regulations or policies that prohibit, restrict or otherwise affect the terms and conditions that could be included in the agreement with the subject.

**FOREIGN EXCHANGE RATES**

Currency	Unit	INR
US Dollar	1	INR 71.72
UK Pound	1	INR 95.77
Euro	1	INR 85.54

**INFORMATION DETAILS**

Information Gathered by :	GYT
Analysis Done by :	NIS
Report Prepared by :	JYTK

**SCORE FACTORS**

DEMERIT POINTS		
--BANK CHARGES	YES/NO	YES
--LITIGATION	YES/NO	NO
--OTHER ADVERSE INFORMATION	YES/NO	NO
MERIT POINTS		
--SOLE DISTRIBUTORSHIP	YES/NO	NO
--EXPORT ACTIVITIES	YES/NO	NO
--AFFILIATION	YES/NO	YES
--LISTED	YES/NO	NO
--OTHER MERIT FACTORS	YES/NO	YES

**RATING EXPLANATIONS**

Credit Rating	Explanation	Rating Comments
A++	Minimum Risk	Business dealings permissible with minimum risk of default
A+	Low Risk	Business dealings permissible with low risk of default
A	Acceptable Risk	Business dealings permissible with moderate risk of default
B	Medium Risk	Business dealings permissible on a regular monitoring basis
C	Medium High Risk	Business dealings permissible preferably on secured basis
D	High Risk	Business dealing not recommended or on secured terms only
NB	New Business	No recommendation can be done due to business in infancy stage
NT	No Trace	No recommendation can be done as the business is not traceable

NB is stated where there is insufficient information to facilitate rating. However, it is not to be considered as unfavourable.

This score serves as a reference to assess SC's credit risk and to set the amount of credit to be extended. It is calculated from a composite of weighted scores obtained from each of the major sections of this report. The assessed factors are as follows:

- Financial condition covering various ratios
- Company background and operations size
- Promoters / Management background
- Payment record
- Litigation against the subject
- Industry scenario / competitor analysis
- Supplier / Customer / Banker review (wherever available)

**DISCLAIMER** : This Report is **PRIVATE & CONFIDENTIAL** and it is prepared at the request of and for its use by the Subscriber only. The Subscriber shall use the contents of the Report merely as an aid to its business. Mira Inform Private Limited ("MIPL") has collated information/data in the Report, which have not been verified unless otherwise specifically mentioned in the Report. The Subscriber shall independently verify the accuracy and correctness of the information/data before in any way acting upon the same. MIPL shall not be liable for any harm, injury, loss or damage caused to the Subscriber due to default by the Subscriber's debtors/beneficiaries in fulfilling their obligations of any nature whatsoever. This Report or any of its portion shall not be used as a documentary evidence or otherwise before any investigative agencies or forum of law. This Report is confidential and proprietary to MIPL. The Subscriber and/or any other person(s) may not reproduce, publish or disclose any of the contents of the Report to others without the express authorization of MIPL. This Report is prepared and issued to the Subscriber without any risk, responsibility or liability on the part of MIPL or its officials.