

MIRA INFORM REPORT

Report No. :	531497
Report Date :	27.09.2018

IDENTIFICATION DETAILS

Name :	ELCOMPONICS SALES PRIVATE LIMITED
Registered Office :	C-24, Sector – 58, Phase II, 1 st and 2 nd Floor, Noida-201305, Uttar Pradesh
Mobile No.:	91-9717770943 (Ms. Harsha Pandey)
Country :	India
Financials (as on) :	31.03.2017
Date of Incorporation :	28.12.1988
CIN No.: [Company Identification No.]	U51109UP1988PTC010331
Capital Investment / Paid-up Capital :	INR 19.800 Million
PAN No.: [Permanent Account No.]	AABCE6120F
GSTN : [Goods & Service Tax Registration No.]	09AABCE6120F1Z0
Legal Form :	Private Limited Liability Company
Line of Business :	The company is in the business of manufacturing and production of Electrical Equipment, Wire Harnesses, etc. (Registered Activity)
No. of Employees :	Information declined by the management

RATING & COMMENTS

(Mira Inform has adopted New Rating mechanism w.e.f. 23rd January 2017)

MIRA's Rating : A

Credit Rating	Explanation	Rating Comments
A	Acceptable Risk	Business dealings permissible with moderate risk of default

DISCLAIMER : This Report is **PRIVATE & CONFIDENTIAL** and it is prepared at the request of and for its use by the Subscriber only. The Subscriber shall use the contents of the Report merely as an aid to its business. Mira Inform Private Limited ("MIPL") has collated information/data in the Report, which have not been verified unless otherwise specifically mentioned in the Report. The Subscriber shall independently verify the accuracy and correctness of the information/data before in any way acting upon the same. MIPL shall not be liable for any harm, injury, loss or damage caused to the Subscriber due to default by the Subscriber's debtors/beneficiaries in fulfilling their obligations of any nature whatsoever. This Report or any of its portion shall not be used as a documentary evidence or otherwise before any investigative agencies or forum of law. This Report is confidential and proprietary to MIPL. The Subscriber and/or any other person(s) may not reproduce, publish or disclose any of the contents of the Report to others without the express authorization of MIPL. This Report is prepared and issued to the Subscriber without any risk, responsibility or liability on the part of MIPL or its officials.

Maximum Credit Limit :	USD 5130000
Status :	Good
Payment Behaviour :	Regular
Litigation :	Clear
Comments :	<p>Elcomponics Sales Private Limited was incorporated in the year 1988. It is a manufacturer and producer of electrical equipments, wire harnesses, etc.</p> <p>For the financial year 2017, the company has achieved top line growth of 15.57% as compared to the previous year along with a fair profit margin of 12.76%.</p> <p>The sound financial risk profile of the company is marked by adequate net worth base along with negligible debt balance sheet profile.</p> <p>Rating takes into consideration the subject's healthy Earnings per Share of INR 1054.07 against the Face Value of INR 100.</p> <p>Rating takes into account the subject's long established track record of business operations along with extensive experience of its promoters.</p> <p>However, the subject has been found under RBI defaulter's list, the name of the credit grantor is Standard Chartered Bank and the amount charged is INR 148.000 Million dated 31st September 2013. However, the latest update for the same is not available.</p> <p>Payment seems to be regular.</p> <p>In view of aforesaid, the company can be considered for business dealings at usual trade terms and conditions.</p>

NOTES :

Any query related to this report can be made on e-mail : infodept@mirainform.com while quoting report number, name and date.

ECGC Country Risk Classification List

Country Name	Previous Rating (31.12.2017)	Current Rating (01.04.2018)
India	A1	A1

Risk Category	ECGC Classification
Insignificant	A1
Low Risk	A2
Moderately Low Risk	B1

DISCLAIMER : This Report is **PRIVATE & CONFIDENTIAL** and it is prepared at the request of and for its use by the Subscriber only. The Subscriber shall use the contents of the Report merely as an aid to its business. Mira Inform Private Limited ("MIPL") has collated information/data in the Report, which have not been verified unless otherwise specifically mentioned in the Report. The Subscriber shall independently verify the accuracy and correctness of the information/data before in any way acting upon the same. MIPL shall not be liable for any harm, injury, loss or damage caused to the Subscriber due to default by the Subscriber's debtors/beneficiaries in fulfilling their obligations of any nature whatsoever. This Report or any of its portion shall not be used as a documentary evidence or otherwise before any investigative agencies or forum of law. This Report is confidential and proprietary to MIPL. The Subscriber and/or any other person(s) may not reproduce, publish or disclose any of the contents of the Report to others without the express authorization of MIPL. This Report is prepared and issued to the Subscriber without any risk, responsibility or liability on the part of MIPL or its officials.

Moderate Risk	B2
Moderately High Risk	C1
High Risk	C2
Very High Risk	D

EXTERNAL AGENCY RATING

Rating Agency Name	Not Available
Rating	Not Available
Rating Explanation	Not Available
Date	Not Available

RBI DEFAULTERS' LIST STATUS

Subject's name has been found enlisted as a defaulter in the publicly available RBI Defaulters' list and the details of the same are as under :

**Suit Files Accounts – Defaulters INR 10.000 Million and above for quarter ended 30.09.2013
Borrower Details**

Borrower Name	ELCOMPONICS SALES PRIVATE LIMITED
Address	A-36, Sector-58, Noida, Uttar Pradesh – 201301

Name of Directors Reported by Credit Grantors Filing the Suit:

Sr.No.	Directors Reported by Credit Grantors	DIN Number
STANDARD CHARTERED BANK		
1	MANJU LATA DWIVEDI	0
2	RAHUL DWIVEDI	0
3	SATYENDRA NARAYAN DWIVEDI	0
4	SHIVENDRA NARAYAN DWIVEDI	0

List of Credit grantors to which Elcomponics Sales Private Limited as defaulter:

Names of Credit Grantors	Branch	Amount In Million
STANDARD CHARTERED BANK	NARAIN MANZIL, BARAKHAMB ROAD	148.000
	TOTAL	148.000

EPF (Employee Provident Fund) DEFAULTERS' LIST STATUS

DISCLAIMER : This Report is **PRIVATE & CONFIDENTIAL** and it is prepared at the request of and for its use by the Subscriber only. The Subscriber shall use the contents of the Report merely as an aid to its business. Mira Inform Private Limited ("MIPL") has collated information/data in the Report, which have not been verified unless otherwise specifically mentioned in the Report. The Subscriber shall independently verify the accuracy and correctness of the information/data before in any way acting upon the same. MIPL shall not be liable for any harm, injury, loss or damage caused to the Subscriber due to default by the Subscriber's debtors/beneficiaries in fulfilling their obligations of any nature whatsoever. This Report or any of its portion shall not be used as a documentary evidence or otherwise before any investigative agencies or forum of law. This Report is confidential and proprietary to MIPL. The Subscriber and/or any other person(s) may not reproduce, publish or disclose any of the contents of the Report to others without the express authorization of MIPL. This Report is prepared and issued to the Subscriber without any risk, responsibility or liability on the part of MIPL or its officials.

ELCOMPONICS SALES PRIVATE LIMITED - 531497

PAGE NO. : 4

Subject's name is not enlisted as a defaulter in the publicly available EPF (Employee Provident Fund) Defaulters' list as of 31-03-2018.

BIFR (Board for Industrial & Financial Reconstruction) LISTING STATUS

Subject's name is not listed as a Sick Unit in the publicly available BIFR (Board for Industrial & Financial Reconstruction) list as of 27.09.2018

IBBI (Insolvency and Bankruptcy Board of India) LISTING STATUS

Subject's name is not listed in the publicly available IBBI (Insolvency and Bankruptcy Board of India) list as of report date.

INFORMATION DENIED BY

Name :	Ms. Harsha Pandey
Designation :	Senior Executive
Contact No.:	91-9717770943
Date :	24.09.2018

(Tel. No.: 91-120-4743300 - Ringing) (Tel. No.: 91-120-2402273 – Incorrect Number)

(Tel. No.: 91-120-2490828/ 2490829 – Not Working)

LOCATIONS

Registered Office / Corporate	C-24, Sector – 58, Phase II, 1 st and 2 nd Floor, Noida-201305, Uttar Pradesh, India
Tel. No.:	91-120-4743300/ 4743300
Mobile No.:	91-9717770943 (Ms. Harsha Pandey)
Fax No.:	91-120-4743399
E-Mail :	cs@elcomponics.com md.sec@elcomponics.com rajendra.khanna@elecomponics.com
Website :	http://www.elcomponics.com
Factory 1 :	A-120, Sector-63, Noida-201305, Uttar Pradesh, India
Tel. No.:	91-120-2402273
Fax No.:	91-120-4347180
Factory 2:	A-36, Sector-58, Noida-201301, Uttar Pradesh, India
Fax No.:	91-120-4359538

DISCLAIMER : This Report is **PRIVATE & CONFIDENTIAL** and it is prepared at the request of and for its use by the Subscriber only. The Subscriber shall use the contents of the Report merely as an aid to its business. Mira Inform Private Limited ("MIPL") has collated information/data in the Report, which have not been verified unless otherwise specifically mentioned in the Report. The Subscriber shall independently verify the accuracy and correctness of the information/data before in any way acting upon the same. MIPL shall not be liable for any harm, injury, loss or damage caused to the Subscriber due to default by the Subscriber's debtors/beneficiaries in fulfilling their obligations of any nature whatsoever. This Report or any of its portion shall not be used as a documentary evidence or otherwise before any investigative agencies or forum of law. This Report is confidential and proprietary to MIPL. The Subscriber and/or any other person(s) may not reproduce, publish or disclose any of the contents of the Report to others without the express authorization of MIPL. This Report is prepared and issued to the Subscriber without any risk, responsibility or liability on the part of MIPL or its officials.

ELCOMPONICS SALES PRIVATE LIMITED - 531497

PAGE NO. : 5

Factory 3 :	A-65, Sector-58, Noida-201301, Uttar Pradesh, India
Tel No.:	91-120-2580437
Fax No. :	91-120-4347180
Branch Office 1:	Plot No.29-P1, Hirehalli Industrial Area, Tumkur-578168, Karnataka, India
Tel No.:	91-816-2243137
Branch Office 2:	Manandi Mansion, 60/608th 'B' Main Road, 4th Block, Jayanagara, Bangalore - 560011, Karnataka, India
Tel No.:	91-816-2243137
Branch Office 3:	No-505, Padurmadu, Main Kushambakkam Village Poonamallu, Thrivallur, Chennai, (Tamilnadu), India
Overseas Office 1 :	EPZA Rosario Kushambakkam Village Cavite Phils Philippines
Tel. No.:	63 46 437 0056
Overseas Office 2 :	Office No. -1307, 13/F, No.560, Sector-4, Zhongxiao East Road, Xinji District, Taipei-110, Taiwan
Tel. No.:	886-229805575

DIRECTORS

As on 31.03.2018

Name :	Mr. Satyendra Narayan Dwivedi
Designation :	Managing Director
Address :	D-95, Sector-48, Noida – 201301, Uttar Pradesh, India
Date of Birth/Age :	14.11.1955
Qualification:	Graduate
Date of Appointment :	28.12.1988
PAN No.:	ABZPD2499J
DIN No.:	00667842

Other Directorship:

CIN/FCRN	Company Name	Begin Date	End Date
U74899DL1995PTC073759	ELCOMPONICS TECHNOLOGIES INDIA PRIVATE LIMITED	30/09/1996	-
U31104UP2006PTC032489	TAMURA ELCOMPONICS TECHNOLOGIES PRIVATE LIMITED	02/11/2006	-
U31908UP2014PTC065018	SUN 2 POWER TECH PRIVATE LIMITED	21/07/2014	-
U15122UP2014PTC065132	ELWORLD AGRO & ORGANIC FOODS PRIVATE LIMITED	25/07/2014	-
U28910UP2007PTC033666	AMELCO KABEL PRIVATE LIMITED	25/07/2007	-
U29309UP2016PTC086296	ELCOMPONICS AEROB TECHNOLOGIES INDIA	12/09/2016	-

DISCLAIMER : This Report is **PRIVATE & CONFIDENTIAL** and it is prepared at the request of and for its use by the Subscriber only. The Subscriber shall use the contents of the Report merely as an aid to its business. Mira Inform Private Limited ("MIPL") has collated information/data in the Report, which have not been verified unless otherwise specifically mentioned in the Report. The Subscriber shall independently verify the accuracy and correctness of the information/data before in any way acting upon the same. MIPL shall not be liable for any harm, injury, loss or damage caused to the Subscriber due to default by the Subscriber's debtors/beneficiaries in fulfilling their obligations of any nature whatsoever. This Report or any of its portion shall not be used as a documentary evidence or otherwise before any investigative agencies or forum of law. This Report is confidential and proprietary to MIPL. The Subscriber and/or any other person(s) may not reproduce, publish or disclose any of the contents of the Report to others without the express authorization of MIPL. This Report is prepared and issued to the Subscriber without any risk, responsibility or liability on the part of MIPL or its officials.

ELCOMPONICS SALES PRIVATE LIMITED - 531497

PAGE NO. : 6

	PRIVATE LIMITED		
U36999UP2017PTC089352	ELCOMPONICS RAY SYSTEMS INDIA PRIVATE LIMITED	20/01/2017	-
U36999UP2018PTC103486	ELCOMPONICS CONNECTORS AND WIRING SYSTEMS PRIVATE LIMITED	23/04/2018	-

Name : Mrs. Manju Lata Dwivedi
Designation : Director
Address : D-95, Sector 48, Noida – 201301, Uttar Pradesh, India
Date of Birth/Age : 27.10.1955
Qualification: Graduate
Date of Appointment : 28.12.1988
PAN No.: ACLPD4774B
DIN No.: 00668784

Other Directorship:

CIN/FCRN	Company Name	Begin Date	End Date
U74899DL1995PTC073759	ELCOMPONICS TECHNOLOGIES INDIA PRIVATE LIMITED	10/11/1995	-
U31908UP2014PTC065018	SUN 2 POWER TECH PRIVATE LIMITED	21/07/2014	-
U15122UP2014PTC065132	ELWORLD AGRO & ORGANIC FOODS PRIVATE LIMITED	25/07/2014	-
U28910UP2007PTC033666	AMELCO KABEL PRIVATE LIMITED	25/07/2007	-
U36999UP2018PTC103486	ELCOMPONICS CONNECTORS AND WIRING SYSTEMS PRIVATE LIMITED	04/05/2018	-

Name : Mr. Shivendra Narayan Dwivedi
Designation : Director
Address : D-95, Sector 48, Noida – 201301, Uttar Pradesh, India
Date of Birth/Age : 25.01.1976
Qualification: Graduate
Date of Appointment : 17.07.2008
PAN No.: AHPPD9000M
DIN No.: 02216494

Other Directorship:

CIN/FCRN	Company Name	Begin Date	End Date
U74899DL1995PTC073759	ELCOMPONICS TECHNOLOGIES INDIA PRIVATE LIMITED	30/09/2013	-
U31104UP2006PTC032489	TAMURA ELCOMPONICS TECHNOLOGIES PRIVATE LIMITED	10/05/2010	-
U28910UP2007PTC033666	AMELCO KABEL PRIVATE LIMITED	22/06/2008	-
U29309UP2016PTC086296	ELCOMPONICS AEROB TECHNOLOGIES INDIA PRIVATE LIMITED	12/09/2016	-
U36999UP2017PTC089352	ELCOMPONICS RAY SYSTEMS INDIA PRIVATE	20/01/2017	-

ELCOMPONICS SALES PRIVATE LIMITED - 531497

PAGE NO. : 7

	LIMITED		
U36999UP2018PTC103486	ELCOMPONICS CONNECTORS AND WIRING SYSTEMS PRIVATE LIMITED	23/04/2018	-
Name :	Mr. Rahul Dwivedi		
Designation :	Director		
Address :	S-404, Omaxe Twin Towers, Sector 50, Noida – 201301, Uttar Pradesh, India		
Date of Birth/Age :	09.09.1970		
Qualification:	Graduate		
Date of Appointment :	17.07.2008		
PAN No.:	AARPD1604J		
DIN No.:	02227449		
Other Directorship:			
CIN/FCRN	Company Name	Begin Date	End Date
U51109UP1988PTC010331	ELCOMPONICS SALES PRIVATE LIMITED	17/07/2008	-
U36999UP2018PTC103486	ELCOMPONICS CONNECTORS AND WIRING SYSTEMS PRIVATE LIMITED	23/04/2018	-

KEY EXECUTIVES

Name :	Ms. Harsha Pandey
Designation :	Senior Executive

MAJOR SHAREHOLDERS / SHAREHOLDING PATTERN

As on 31.03.2017

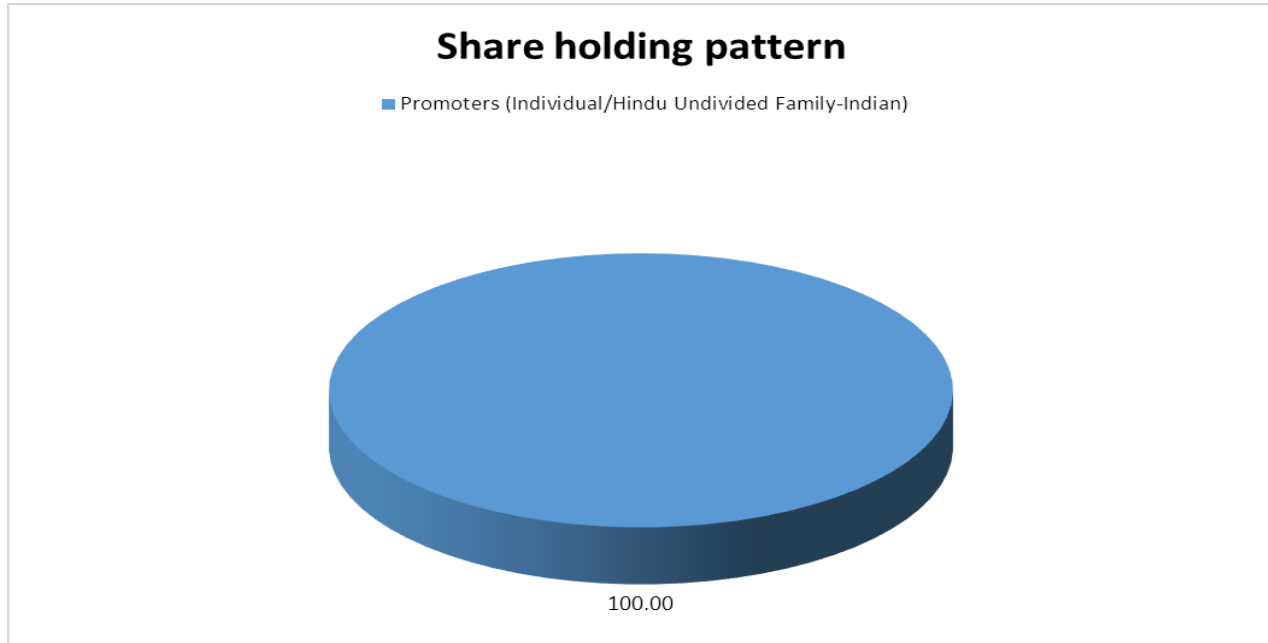
Names of Shareholders	No. of Shares
Satyendra Narayan Dwivedi	119375
Manju Lata Dwivedi	30625
Shivendra Narayan Dwivedi	24000
Rahul Dwivedi	24000
Total	198000

Equity Share Break up (Percentage of Total Equity)

As on 29.09.2017

Category	Percentage
Promoters (Individual/Hindu Undivided Family-Indian)	100.00
Total	100.00

DISCLAIMER : This Report is **PRIVATE & CONFIDENTIAL** and it is prepared at the request of and for its use by the Subscriber only. The Subscriber shall use the contents of the Report merely as an aid to its business. Mira Inform Private Limited ("MIPL") has collated information/data in the Report, which have not been verified unless otherwise specifically mentioned in the Report. The Subscriber shall independently verify the accuracy and correctness of the information/data before in any way acting upon the same. MIPL shall not be liable for any harm, injury, loss or damage caused to the Subscriber due to default by the Subscriber's debtors/beneficiaries in fulfilling their obligations of any nature whatsoever. This Report or any of its portion shall not be used as a documentary evidence or otherwise before any investigative agencies or forum of law. This Report is confidential and proprietary to MIPL. The Subscriber and/or any other person(s) may not reproduce, publish or disclose any of the contents of the Report to others without the express authorization of MIPL. This Report is prepared and issued to the Subscriber without any risk, responsibility or liability on the part of MIPL or its officials.



BUSINESS DETAILS

Line of Business :	The company is in the business of manufacturing and production of Electrical Equipment, Wire Harnesses, etc. (Registered Activity)	
Products/ Services :	NIC Code No. C10	Product/ Services Description The company is in the business of manufacturing and production of Electrical Equipment, Wire Harnesses
Brand Names :	Not Available	
Agencies Held :	Not Available	
Exports :	Not Divulged	
Imports :	Not Divulged	
Terms :	Not Divulged	

PRODUCTION STATUS NOT AVAILABLE

GENERAL INFORMATION

DISCLAIMER : This Report is **PRIVATE & CONFIDENTIAL** and it is prepared at the request of and for its use by the Subscriber only. The Subscriber shall use the contents of the Report merely as an aid to its business. Mira Inform Private Limited ("MIPL") has collated information/data in the Report, which have not been verified unless otherwise specifically mentioned in the Report. The Subscriber shall independently verify the accuracy and correctness of the information/data before in any way acting upon the same. MIPL shall not be liable for any harm, injury, loss or damage caused to the Subscriber due to default by the Subscriber's debtors/beneficiaries in fulfilling their obligations of any nature whatsoever. This Report or any of its portion shall not be used as a documentary evidence or otherwise before any investigative agencies or forum of law. This Report is confidential and proprietary to MIPL. The Subscriber and/or any other person(s) may not reproduce, publish or disclose any of the contents of the Report to others without the express authorization of MIPL. This Report is prepared and issued to the Subscriber without any risk, responsibility or liability on the part of MIPL or its officials.

ELCOMPONICS SALES PRIVATE LIMITED - 531497

PAGE NO. : 9

Suppliers :	Reference :	Not Divulged	
	Name of the Person :	--	
	Contact No.:	--	
	Since How Long Known :	--	
	Maximum Limit Dealt :	--	
	Experience :	--	
	Remark:	--	
Customers :	Reference :	Not Divulged	
	Name of the Person :	--	
	Contact No.:	--	
	Since How Long Known :	--	
	Maximum Limit Dealt :	--	
	Experience :	--	
	Remark:	--	
No. of Employees :	Information declined by the management		
Bankers :	Bank Name	ICICI Bank Limited	
	Branch	ICICI Bank Tower, Near Chakli Circle, Old Padra Road, Vadodara – 390007, Gujarat, India	
	Person Name (With Designation)	--	
	Contact Number	--	
	Name of Account Holder	--	
	Account Number	--	
	Account Since (Date/Year of Account Opening)	--	
	Average Balance Maintained (If Possible)	--	
	Credit Facilities Enjoyed (If any)	--	
	Account Operation	--	
	Remarks (If any)	--	
Facilities :	Secured Loan	31.03.2017 (INR in Million)	31.03.2016 (INR in Million)
	Short-term borrowings		
	Rupee term loans from others	62.530	36.483
	Total	62.530	36.483

Auditors :	
Name :	Rajnish and Associates Chartered Accountants
Address :	92 and 87, Defence Colony Flyover Market, Delhi – 110024, India

DISCLAIMER : This Report is **PRIVATE & CONFIDENTIAL** and it is prepared at the request of and for its use by the Subscriber only. The Subscriber shall use the contents of the Report merely as an aid to its business. Mira Inform Private Limited ("MIPL") has collated information/data in the Report, which have not been verified unless otherwise specifically mentioned in the Report. The Subscriber shall independently verify the accuracy and correctness of the information/data before in any way acting upon the same. MIPL shall not be liable for any harm, injury, loss or damage caused to the Subscriber due to default by the Subscriber's debtors/beneficiaries in fulfilling their obligations of any nature whatsoever. This Report or any of its portion shall not be used as a documentary evidence or otherwise before any investigative agencies or forum of law. This Report is confidential and proprietary to MIPL. The Subscriber and/or any other person(s) may not reproduce, publish or disclose any of the contents of the Report to others without the express authorization of MIPL. This Report is prepared and issued to the Subscriber without any risk, responsibility or liability on the part of MIPL or its officials.

Income-tax PAN of auditor or auditor's firm :	AADFR3934R
Memberships :	Not Available
Collaborators :	Not Available
Subsidiaries :	<ul style="list-style-type: none"> • Elcomponics Technologies India Private Limited • Tamura Elcomponics Technologies Private Limited • Elcomponics Aerob Technologies India Private Limited • Elcomponics Ray Systems India Private Limited • Elworld Agro & Organic Foods Private Limited • Sun 2 Power Tech Private Limited • Amelco Kabel Private Limited
Joint Venture :	Te Energy

CAPITAL STRUCTURE

As on 29.09.2017

Authorised Capital :

No. of Shares	Type	Value	Amount
200000	Equity Shares	INR 100/- each	INR 20.000 Million

Issued, Subscribed & Paid-up Capital :

No. of Shares	Type	Value	Amount
198000	Equity Shares	INR 100/- each	INR 19.800 Million

FINANCIAL DATA
[all figures are in INR Million]

ABRIDGED BALANCE SHEET (STANDALONE)

SOURCES OF FUNDS	31.03.2017	31.03.2016	31.03.2015
I. EQUITY AND LIABILITIES			
(1) Shareholders' Funds			
(a) Share Capital	19.800	19.800	19.800
(b) Reserves and Surplus	1775.199	1566.494	1455.825
(c) Money received against share warrants	0.000	0.000	0.000
(2) Share Application money pending allotment	0.000	0.000	0.000
Total Shareholders' Funds (1) + (2)	1794.999	1586.294	1475.625
(3) Non-Current Liabilities			
(a) long-term borrowings	0.000	0.000	0.000
(b) Deferred tax liabilities (Net)	0.000	0.000	0.000
(c) Other long-term liabilities	17.116	19.930	0.000
(d) long-term provisions	15.845	13.995	13.860
Total Non-current Liabilities (3)	32.961	33.925	13.860
(4) Current Liabilities			
(a) Short-term borrowings	62.530	36.483	37.133
(b) Trade payables	71.718	98.908	69.045
(c) Other current liabilities	85.133	75.040	35.258
(d) Short-term provisions	17.822	6.676	4.171
Total Current Liabilities (4)	237.203	217.107	145.607
TOTAL	2065.163	1837.326	1635.092
II. ASSETS			
(1) Non-current assets			
(a) Fixed Assets			
(i) Tangible assets	214.411	227.424	204.314
(ii) Intangible Assets	1.772	2.972	3.048
(iii) Tangible assets capital work-in-progress	69.221	14.348	0.000
(iv) Intangible assets under development	0.000	0.000	5.143
(b) Non-current Investments	273.181	160.967	186.307
(c) Deferred tax assets (net)	7.399	2.341	1.252
(d) Long-term loans and advances	30.006	29.961	29.961
(e) Other Non-current assets	265.615	294.609	202.898
Total Non-Current Assets	861.605	732.622	632.923
(2) Current assets			

DISCLAIMER : This Report is **PRIVATE & CONFIDENTIAL** and it is prepared at the request of and for its use by the Subscriber only. The Subscriber shall use the contents of the Report merely as an aid to its business. Mira Inform Private Limited ("MIPL") has collated information/data in the Report, which have not been verified unless otherwise specifically mentioned in the Report. The Subscriber shall independently verify the accuracy and correctness of the information/data before in any way acting upon the same. MIPL shall not be liable for any harm, injury, loss or damage caused to the Subscriber due to default by the Subscriber's debtors/beneficiaries in fulfilling their obligations of any nature whatsoever. This Report or any of its portion shall not be used as a documentary evidence or otherwise before any investigative agencies or forum of law. This Report is confidential and proprietary to MIPL. The Subscriber and/or any other person(s) may not reproduce, publish or disclose any of the contents of the Report to others without the express authorization of MIPL. This Report is prepared and issued to the Subscriber without any risk, responsibility or liability on the part of MIPL or its officials.

ELCOMPONICS SALES PRIVATE LIMITED - 531497

PAGE NO. : 12

(a) Current investments	642.786	337.697	350.384
(b) Inventories	171.065	232.224	205.921
(c) Trade receivables	233.426	367.286	213.139
(d) Cash and bank balances	89.625	37.440	74.782
(e) Short-term loans and advances	33.056	64.957	97.788
(f) Other current assets	33.600	65.100	60.155
Total Current Assets	1203.558	1104.704	1002.169
TOTAL	2065.163	1837.326	1635.092

PROFIT & LOSS ACCOUNT (STANDALONE)

	PARTICULARS	31.03.2017	31.03.2016	31.03.2015
	SALES			
	Total Revenue from operations	1634.984	1414.766	1384.935
	Other Income	99.048	48.408	79.534
	TOTAL	1734.032	1463.174	1464.469
Less	EXPENSES			
	Cost of Materials Consumed	1019.941	970.912	1000.185
	Changes in inventories of finished goods, work-in-progress and Stock-in-Trade	23.451	(20.557)	11.795
	Employee benefit expense	248.661	199.673	160.678
	CSR expenditure	0.852	1.021	0.000
	Other expenses	123.761	123.134	114.802
	TOTAL	1416.666	1274.183	1287.460
	PROFIT/ (LOSS) BEFORE INTEREST, TAX, DEPRECIATION AND AMORTISATION	317.366	188.991	177.009
Less	FINANCIAL EXPENSES	3.759	(1.180)	4.442
	PROFIT / (LOSS) BEFORE TAX, DEPRECIATION AND AMORTISATION	313.607	190.171	172.567
Less/ Add	DEPRECIATION/ AMORTISATION	25.587	30.850	38.675
	PROFIT/ (LOSS) BEFORE TAX	288.020	159.321	133.892
Less	TAX	79.315	48.652	40.359
	PROFIT/ (LOSS) AFTER TAX	208.705	110.669	93.533
	EARNINGS IN FOREIGN CURRENCY			
	F.O.B. Value of Exports	1082.317	995.945	1039.752

DISCLAIMER : This Report is **PRIVATE & CONFIDENTIAL** and it is prepared at the request of and for its use by the Subscriber only. The Subscriber shall use the contents of the Report merely as an aid to its business. Mira Inform Private Limited ("MIPL") has collated information/data in the Report, which have not been verified unless otherwise specifically mentioned in the Report. The Subscriber shall independently verify the accuracy and correctness of the information/data before in any way acting upon the same. MIPL shall not be liable for any harm, injury, loss or damage caused to the Subscriber due to default by the Subscriber's debtors/beneficiaries in fulfilling their obligations of any nature whatsoever. This Report or any of its portion shall not be used as a documentary evidence or otherwise before any investigative agencies or forum of law. This Report is confidential and proprietary to MIPL. The Subscriber and/or any other person(s) may not reproduce, publish or disclose any of the contents of the Report to others without the express authorization of MIPL. This Report is prepared and issued to the Subscriber without any risk, responsibility or liability on the part of MIPL or its officials.

ELCOMPONICS SALES PRIVATE LIMITED - 531497

PAGE NO. : 13

TOTAL EARNINGS	1082.317	995.945	1039.752
IMPORTS			
Raw Materials	0.000	680.954	705.048
Components and spare parts	0.000	1.967	0.466
TOTAL IMPORTS	0.000	682.921	705.514
Earnings / (Loss) Per Share (INR)	1054.07	562.86	472.39

CURRENT MATURITIES OF LONG TERM DEBT DETAILS

Particulars	31.03.2017	31.03.2016	31.03.2015
Current Maturities of Long term debt	0.000	0.000	0.000
Cash generated from operations	NA	NA	NA
Net cash flows from (used in) operations	489.982	(21.270)	42.672
Net cash flows from (used in) operating activities	405.613	(52.025)	(1.947)

KEY RATIOS

EFFICIENCY RATIOS

PARTICULARS	31.03.2017	31.03.2016	31.03.2015
Average Collection Days (Sundry Debtors / Income * 365 Days)	52.11	94.76	56.17
Account Receivables Turnover (Income / Sundry Debtors)	7.00	3.85	6.50
Average Payment Days (Sundry Creditors / Purchases * 365 Days)	25.67	37.18	25.20
Inventory Turnover (Operating Income / Inventories)	1.86	0.81	0.86
Asset Turnover (Operating Income / Net Fixed Assets)	1.11	0.77	0.83

LEVERAGE RATIOS

PARTICULARS	31.03.2017	31.03.2016	31.03.2015
Debt Ratio ((Borrowing + Current Liabilities) / Total Assets)	0.11	0.12	0.09

DISCLAIMER : This Report is **PRIVATE & CONFIDENTIAL** and it is prepared at the request of and for its use by the Subscriber only. The Subscriber shall use the contents of the Report merely as an aid to its business. Mira Inform Private Limited ("MIPL") has collated information/data in the Report, which have not been verified unless otherwise specifically mentioned in the Report. The Subscriber shall independently verify the accuracy and correctness of the information/data before in any way acting upon the same. MIPL shall not be liable for any harm, injury, loss or damage caused to the Subscriber due to default by the Subscriber's debtors/beneficiaries in fulfilling their obligations of any nature whatsoever. This Report or any of its portion shall not be used as a documentary evidence or otherwise before any investigative agencies or forum of law. This Report is confidential and proprietary to MIPL. The Subscriber and/or any other person(s) may not reproduce, publish or disclose any of the contents of the Report to others without the express authorization of MIPL. This Report is prepared and issued to the Subscriber without any risk, responsibility or liability on the part of MIPL or its officials.

ELCOMPONICS SALES PRIVATE LIMITED - 531497

PAGE NO. : 14

Debt Equity Ratio (Total Liability / Networth)	0.03	0.02	0.03
Current Liabilities to Networth (Current Liabilities / Net Worth)	0.13	0.14	0.10
Fixed Assets to Networth (Net Fixed Assets / Networth)	0.16	0.15	0.14
Interest Coverage Ratio (PBIT / Financial Charges)	84.43	(160.16)	39.85

PROFITABILITY RATIOS

PARTICULARS		31.03.2017	31.03.2016	31.03.2015
Net Profit Margin [(PAT / Sales) * 100]	%	12.76	7.82	6.75
Return on Total Assets ((PAT / Total Assets) * 100)	%	10.11	6.02	5.72
Return on Investment (ROI) ((PAT / Networth) * 100)	%	11.63	6.98	6.34

SOLVENCY RATIOS

PARTICULARS		31.03.2017	31.03.2016	31.03.2015
Current Ratio (Current Assets / Current Liabilities)		5.07	5.09	6.88
Quick Ratio ((Current Assets – Inventories) / Current Liabilities)		4.35	4.02	5.47
G-Score Ratio Financial (Networth / Total Assets)		0.87	0.86	0.90
G-Score Ratio Debt (Debts / Equity Capital)		3.16	1.84	1.88
G-Score Ratio Liquidity (Total Current Assets / Total Current Liabilities)		5.07	5.09	6.88

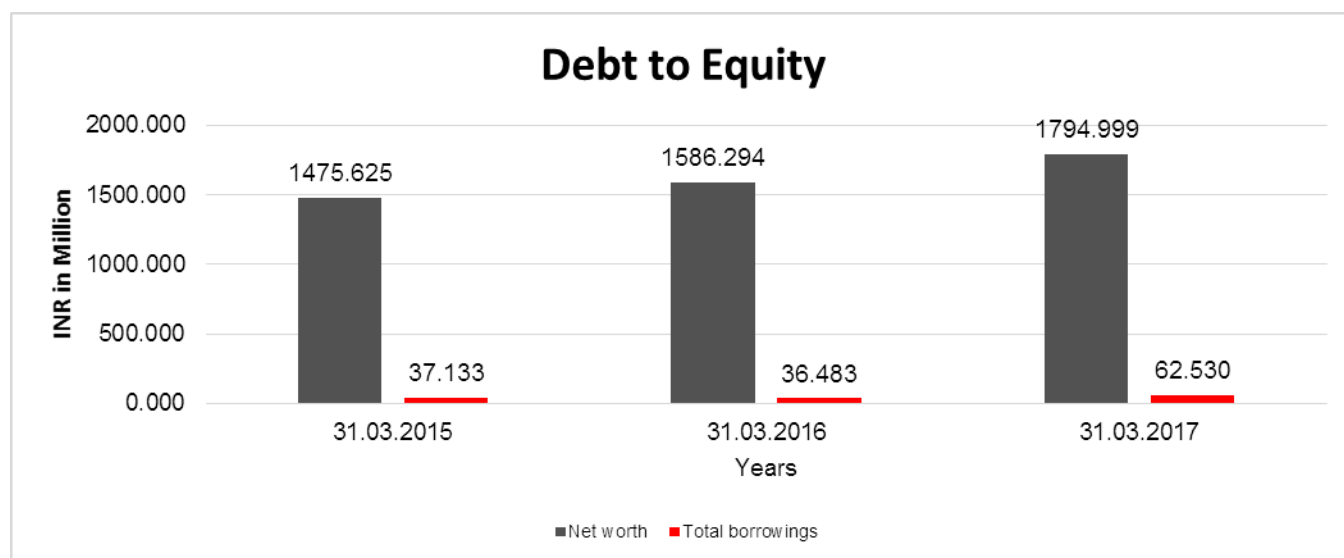
Total Liability = Short-term Debt + Long-term Debt + Current Maturities of Long-term debts

DISCLAIMER : This Report is **PRIVATE & CONFIDENTIAL** and it is prepared at the request of and for its use by the Subscriber only. The Subscriber shall use the contents of the Report merely as an aid to its business. Mira Inform Private Limited ("MIPL") has collated information/data in the Report, which have not been verified unless otherwise specifically mentioned in the Report. The Subscriber shall independently verify the accuracy and correctness of the information/data before in any way acting upon the same. MIPL shall not be liable for any harm, injury, loss or damage caused to the Subscriber due to default by the Subscriber's debtors/beneficiaries in fulfilling their obligations of any nature whatsoever. This Report or any of its portion shall not be used as a documentary evidence or otherwise before any investigative agencies or forum of law. This Report is confidential and proprietary to MIPL. The Subscriber and/or any other person(s) may not reproduce, publish or disclose any of the contents of the Report to others without the express authorization of MIPL. This Report is prepared and issued to the Subscriber without any risk, responsibility or liability on the part of MIPL or its officials.

FINANCIAL ANALYSIS
[all figures are in INR Million]

DEBT EQUITY RATIO

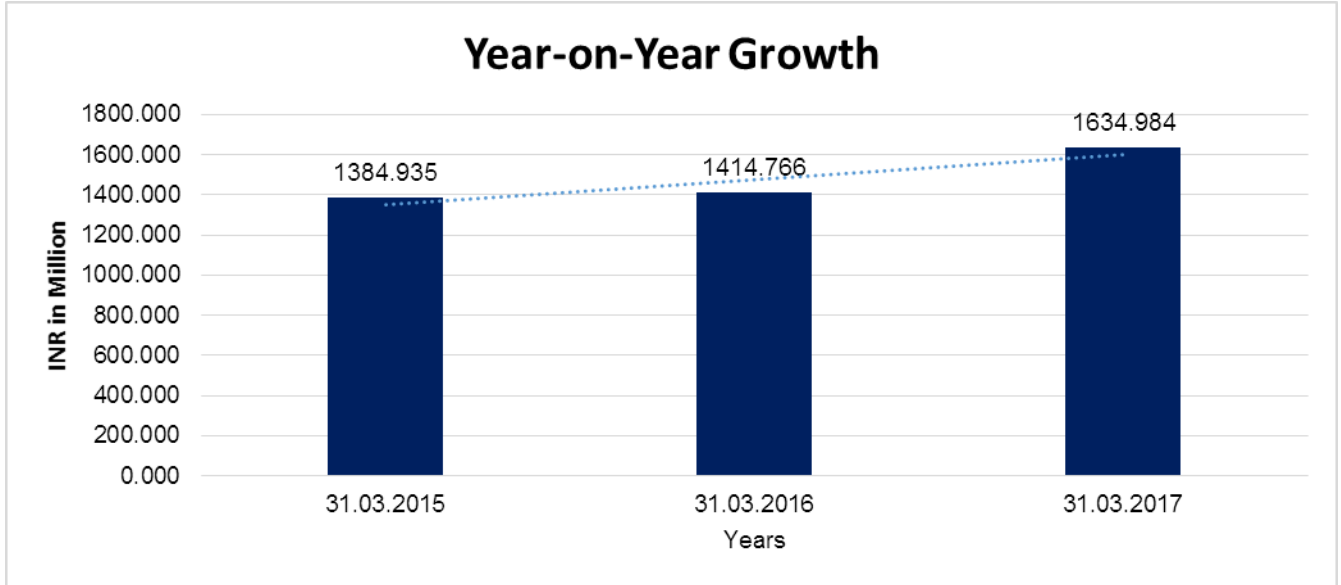
Particular	31.03.2015 (INR In Million)	31.03.2016 (INR In Million)	31.03.2017 (INR In Million)
Share Capital	19.800	19.800	19.800
Reserves & Surplus	1455.825	1566.494	1775.199
Money received against share warrants	0.000	0.000	0.000
Share Application money pending allotment	0.000	0.000	0.000
Net worth	1475.625	1586.294	1794.999
Long-term borrowings	0.000	0.000	0.000
Short term borrowings	37.133	36.483	62.530
Current maturities of long-term debts	0.000	0.000	0.000
Total borrowings	37.133	36.483	62.530
Debt/Equity ratio	0.025	0.023	0.035



YEAR-ON-YEAR GROWTH

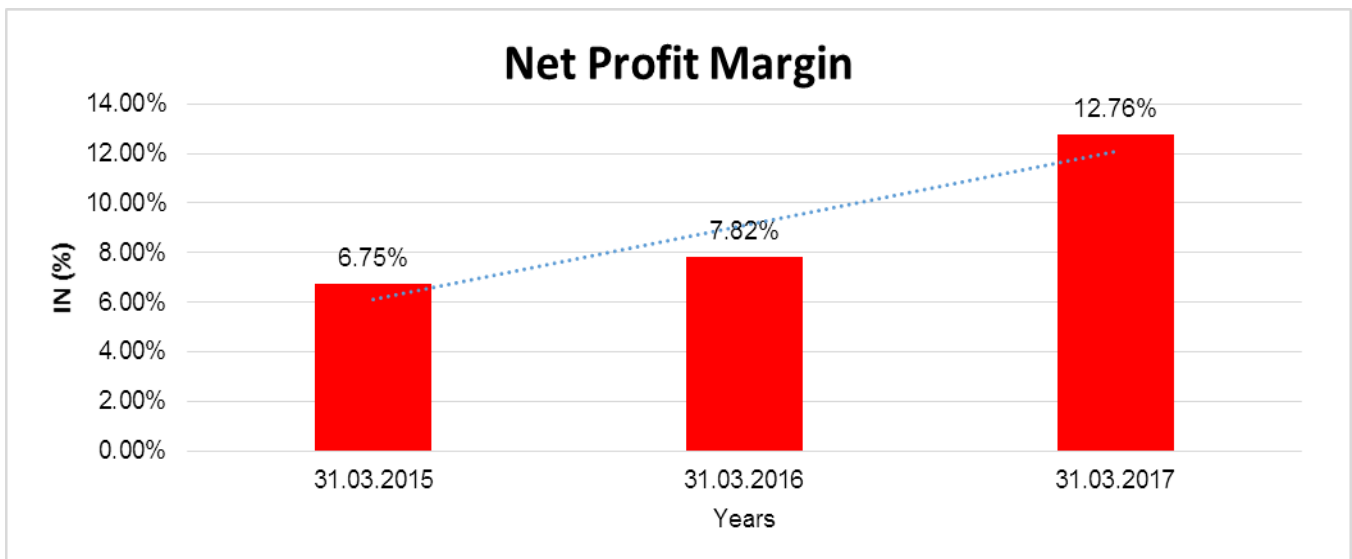
Year on Year Growth	31.03.2015 (INR In Million)	31.03.2016 (INR In Million)	31.03.2017 (INR In Million)
Sales	1384.935	1414.766	1634.984
		2.154	15.566

DISCLAIMER : This Report is **PRIVATE & CONFIDENTIAL** and it is prepared at the request of and for its use by the Subscriber only. The Subscriber shall use the contents of the Report merely as an aid to its business. Mira Inform Private Limited ("MIPL") has collated information/data in the Report, which have not been verified unless otherwise specifically mentioned in the Report. The Subscriber shall independently verify the accuracy and correctness of the information/data before in any way acting upon the same. MIPL shall not be liable for any harm, injury, loss or damage caused to the Subscriber due to default by the Subscriber's debtors/beneficiaries in fulfilling their obligations of any nature whatsoever. This Report or any of its portion shall not be used as a documentary evidence or otherwise before any investigative agencies or forum of law. This Report is confidential and proprietary to MIPL. The Subscriber and/or any other person(s) may not reproduce, publish or disclose any of the contents of the Report to others without the express authorization of MIPL. This Report is prepared and issued to the Subscriber without any risk, responsibility or liability on the part of MIPL or its officials.



NET PROFIT MARGIN

Net Profit Margin	31.03.2015 (INR In Million)	31.03.2016 (INR In Million)	31.03.2017 (INR In Million)
Sales	1384.935	1414.766	1634.984
Profit/ (Loss)	93.533	110.669	208.705
	6.75 %	7.82 %	12.76 %



DISCLAIMER : This Report is **PRIVATE & CONFIDENTIAL** and it is prepared at the request of and for its use by the Subscriber only. The Subscriber shall use the contents of the Report merely as an aid to its business. Mira Inform Private Limited ("MIPL") has collated information/data in the Report, which have not been verified unless otherwise specifically mentioned in the Report. The Subscriber shall independently verify the accuracy and correctness of the information/data before in any way acting upon the same. MIPL shall not be liable for any harm, injury, loss or damage caused to the Subscriber due to default by the Subscriber's debtors/beneficiaries in fulfilling their obligations of any nature whatsoever. This Report or any of its portion shall not be used as a documentary evidence or otherwise before any investigative agencies or forum of law. This Report is confidential and proprietary to MIPL. The Subscriber and/or any other person(s) may not reproduce, publish or disclose any of the contents of the Report to others without the express authorization of MIPL. This Report is prepared and issued to the Subscriber without any risk, responsibility or liability on the part of MIPL or its officials.

ABRIDGED BALANCE SHEET (CONSOLIDATED)

SOURCES OF FUNDS	31.03.2017	31.03.2016
I. EQUITY AND LIABILITIES		
(1) Shareholders' Funds		
(a) Share Capital	19.800	19.800
(b) Reserves and Surplus	1801.488	1594.569
(c) Money received against share warrants	0.000	0.000
(2) Share Application money pending allotment	0.000	0.000
Minority Interest	135.057	122.296
Total Shareholders' Funds (1) + (2)	1956.345	1736.665
(3) Non-Current Liabilities		
(a) long-term borrowings	0.000	0.000
(b) Deferred tax liabilities (Net)	0.000	0.000
(c) Other long-term liabilities	93.714	110.033
(d) long-term provisions	23.067	18.903
Total Non-current Liabilities (3)	116.781	128.936
(4) Current Liabilities		
(a) Short-term borrowings	100.575	127.559
(b) Trade payables	100.475	123.296
(c) Other current liabilities	116.024	134.004
(d) Short-term provisions	17.940	6.692
Total Current Liabilities (4)	335.014	391.551
TOTAL	2408.140	2257.152
II. ASSETS		
(1) Non-current assets		
(a) Fixed Assets		
(i) Tangible assets	385.292	418.301
(ii) Intangible Assets	44.330	34.314
(iii) Tangible assets capital work-in-progress	71.363	16.268
(iv) Intangible assets under development	0.000	0.000
(b) Non-current Investments	15.619	6.631
(c) Deferred tax assets (net)	32.389	23.693
(d) Long-term loans and advances	18.772	38.795
(e) Other Non-current assets	265.614	294.730
Total Non-Current Assets	833.379	832.732
(2) Current assets		
(a) Current investments	681.484	365.930
(b) Inventories	311.323	357.307

DISCLAIMER : This Report is **PRIVATE & CONFIDENTIAL** and it is prepared at the request of and for its use by the Subscriber only. The Subscriber shall use the contents of the Report merely as an aid to its business. Mira Inform Private Limited ("MIPL") has collated information/data in the Report, which have not been verified unless otherwise specifically mentioned in the Report. The Subscriber shall independently verify the accuracy and correctness of the information/data before in any way acting upon the same. MIPL shall not be liable for any harm, injury, loss or damage caused to the Subscriber due to default by the Subscriber's debtors/beneficiaries in fulfilling their obligations of any nature whatsoever. This Report or any of its portion shall not be used as a documentary evidence or otherwise before any investigative agencies or forum of law. This Report is confidential and proprietary to MIPL. The Subscriber and/or any other person(s) may not reproduce, publish or disclose any of the contents of the Report to others without the express authorization of MIPL. This Report is prepared and issued to the Subscriber without any risk, responsibility or liability on the part of MIPL or its officials.

ELCOMPONICS SALES PRIVATE LIMITED - 531497

PAGE NO. : 18

(c) Trade receivables		314.105	455.782
(d) Cash and bank balances		134.990	77.721
(e) Short-term loans and advances		38.709	86.932
(f) Other current assets		94.150	80.748
Total Current Assets		1574.761	1424.420
TOTAL		2408.140	2257.152

PROFIT & LOSS ACCOUNT (CONSOLIDATED)

	PARTICULARS	31.03.2017	31.03.2016
	SALES		
	Total Revenue from operations	2041.293	1897.888
	Other Income	96.209	77.811
	TOTAL	2137.502	1975.699
Less	EXPENSES		
	Cost of Materials Consumed	1278.399	1277.716
	Changes in inventories of finished goods, work-in-progress and Stock-in-Trade	11.672	(40.680)
	Employee benefit expense	320.906	272.077
	CSR expenditure	0.852	1.021
	Other expenses	198.182	232.286
	TOTAL	1810.011	1742.420
	PROFIT/ (LOSS) BEFORE INTEREST, TAX, DEPRECIATION AND AMORTISATION	327.491	233.279
Less	FINANCIAL EXPENSES	15.182	13.271
	PROFIT / (LOSS) BEFORE TAX, DEPRECIATION AND AMORTISATION	312.309	220.008
Less/ Add	DEPRECIATION/ AMORTISATION	46.925	48.487
	PROFIT/ (LOSS) BEFORE TAX	265.384	171.521
Less	TAX	75.751	60.816
	PROFIT (LOSS) FOR PERIOD BEFORE MINORITY INTEREST	189.633	110.706
	MINORITY INTEREST	9.785	(5.946)
	TOTAL PROFIT (LOSS) FOR PERIOD	199.418	104.760

DISCLAIMER : This Report is **PRIVATE & CONFIDENTIAL** and it is prepared at the request of and for its use by the Subscriber only. The Subscriber shall use the contents of the Report merely as an aid to its business. Mira Inform Private Limited ("MIPL") has collated information/data in the Report, which have not been verified unless otherwise specifically mentioned in the Report. The Subscriber shall independently verify the accuracy and correctness of the information/data before in any way acting upon the same. MIPL shall not be liable for any harm, injury, loss or damage caused to the Subscriber due to default by the Subscriber's debtors/beneficiaries in fulfilling their obligations of any nature whatsoever. This Report or any of its portion shall not be used as a documentary evidence or otherwise before any investigative agencies or forum of law. This Report is confidential and proprietary to MIPL. The Subscriber and/or any other person(s) may not reproduce, publish or disclose any of the contents of the Report to others without the express authorization of MIPL. This Report is prepared and issued to the Subscriber without any risk, responsibility or liability on the part of MIPL or its officials.

ELCOMPONICS SALES PRIVATE LIMITED - 531497

PAGE NO. : 19

	Earnings / (Loss) Per Share (INR)	1007.15	529.09

LOCAL AGENCY FURTHER INFORMATION

Sr. No.	Check list by info agents	Available in Report (Yes/No)
1	Year of establishment	Yes
2	Constitution of the entity -Incorporation details	Yes
3	Locality of the entity	Yes
4	Premises details	No
5	Buyer visit details	--
6	Contact numbers	Yes
7	Name of the person contacted	Yes
8	Designation of contact person	Yes
9	Promoter's background	Yes
10	Date of Birth of Proprietor / Partners / Directors	Yes
11	Pan Card No. of Proprietor / Partners	Yes
12	Voter Id Card No. of Proprietor / Partners	No
13	Type of business	Yes
14	Line of Business	Yes
15	Export/import details (if applicable)	No
16	No. of employees	No
17	Details of sister concerns	Yes
18	Major suppliers	No
19	Major customers	No
20	Banking Details	Yes
21	Banking facility details	Yes
22	Conduct of the banking account	--
23	Financials, if provided	Yes
24	Capital in the business	Yes
25	Last accounts filed at ROC, if applicable	Yes
26	Turnover of firm for last three years	Yes
27	Reasons for variation <> 20%	--
28	Estimation for coming financial year	No
29	Profitability for last three years	Yes
30	Major shareholders, if available	Yes
31	External Agency Rating, if available	No
32	Litigations that the firm/promoter involved in	--
33	Market information	--
34	Payments terms	No
35	Negative Reporting by Auditors in the Annual Report	No

DISCLAIMER : This Report is **PRIVATE & CONFIDENTIAL** and it is prepared at the request of and for its use by the Subscriber only. The Subscriber shall use the contents of the Report merely as an aid to its business. Mira Inform Private Limited ("MIPL") has collated information/data in the Report, which have not been verified unless otherwise specifically mentioned in the Report. The Subscriber shall independently verify the accuracy and correctness of the information/data before in any way acting upon the same. MIPL shall not be liable for any harm, injury, loss or damage caused to the Subscriber due to default by the Subscriber's debtors/beneficiaries in fulfilling their obligations of any nature whatsoever. This Report or any of its portion shall not be used as a documentary evidence or otherwise before any investigative agencies or forum of law. This Report is confidential and proprietary to MIPL. The Subscriber and/or any other person(s) may not reproduce, publish or disclose any of the contents of the Report to others without the express authorization of MIPL. This Report is prepared and issued to the Subscriber without any risk, responsibility or liability on the part of MIPL or its officials.

INDEX OF CHARGES

Charges Registered								
S No	SRN	Charge Id	Charge Holder Name	Date of Creation	Date of Modification	Date of Satisfaction	Amount	Address
1	G4309 1271	10009 5409	ICICI BANK LIMITE D	15/03/ 2017	-	-	20000000.0	ICICI Bank Tower, Near Chakli Circle,Old Padra RoadVadodaraGu390007IN
2	G4563 0761	10010 2481	ICICI BANK LIMITE D	15/03/ 2017	-	-	50000000.0	ICICI Bank Tower, Near Chakli Circle,Old Padra RoadVadodaraGu390007IN
3	G2068 5798	10005 9086	SHINH AN BANK	21/10/ 2016	-	-	66850000.0	D-6, 3RD FLOOR,SOUTH EXTENSION PART-IINEW DELHIDL110049IN
4	G2068 5137	10005 8853	SHINH AN BANK	20/10/ 2016	-	-	66850000.0	D-6, 3RD FLOOR,SOUTH EXTENSION PART-IINEW DELHIDL110049IN
5	C6649 2141	10595 457	Citi Bank N.A.	28/09/ 2015	-	-	2800000.0	Jeevan Bharti Building, 4th Floor124 Connaught Circus, Connaught PlaceNew DelhiDL110001IN
6	C5667 1449	10508 258	RBL Bank Limited	17/04/ 2014	20/04/20 15	-	30000000.0	SHAHUPURI,KOLHAPUR,K OLHAPURMH416001IN
7	G0981 2900	10601 200	The Hongko ng and Shangh ai Bankin g Corpor ation Limited	04/11/ 2015	-	22/08/2 016	80000000.0	25, Barakhamba RoadNew DelhiDL110001IN
8	G1037 7141	10553 143	The Hongko ng and Shangh ai Bankin g Corpor ation	27/01/ 2015	-	22/08/2 016	115000000.0	Birla Towers25, Barakhamba RoadNew DelhiDL110001IN

DISCLAIMER : This Report is **PRIVATE & CONFIDENTIAL** and it is prepared at the request of and for its use by the Subscriber only. The Subscriber shall use the contents of the Report merely as an aid to its business. Mira Inform Private Limited ("MIPL") has collated information/data in the Report, which have not been verified unless otherwise specifically mentioned in the Report. The Subscriber shall independently verify the accuracy and correctness of the information/data before in any way acting upon the same. MIPL shall not be liable for any harm, injury, loss or damage caused to the Subscriber due to default by the Subscriber's debtors/beneficiaries in fulfilling their obligations of any nature whatsoever. This Report or any of its portion shall not be used as a documentary evidence or otherwise before any investigative agencies or forum of law. This Report is confidential and proprietary to MIPL. The Subscriber and/or any other person(s) may not reproduce, publish or disclose any of the contents of the Report to others without the express authorization of MIPL. This Report is prepared and issued to the Subscriber without any risk, responsibility or liability on the part of MIPL or its officials.

			Limited					
9	C6722 7009	90277 473	Citi Bank N.A.	24/02/ 2003	31/08/20 12	15/10/2 015	150000000.0	Jeevan Bharti Building, 4th Floor124 Connaught Circus, Connaught PlaceNew DelhiDL110001IN
10	B88086 483	10230 843	Axis Bank Limited	24/07/ 2010	09/03/20 11	18/10/2 013	100000000.0	B-2 & B-3, SECTOR- 16NOIDANOIDAUP201301I N

FIXED ASSETS

Tangible Assets

- Land
- Buildings
- Plant and Equipment
- Furniture and Fixtures
- Vehicles
- Office Equipment
- Computer Equipments

Intangible assets

- Computer Software

CMT REPORT (Corruption, Money Laundering & Terrorism]

The Public Notice information has been collected from various sources including but not limited to: **The Courts, India Prisons Service, Interpol, etc.**

1] INFORMATION ON DESIGNATED PARTY

No records exist designating subject or any of its beneficial owners, controlling shareholders or senior officers as terrorist or terrorist organization or whom notice had been received that all financial transactions involving their assets have been blocked or convicted, found guilty or against whom a judgement or order had been entered in a proceedings for violating money-laundering, anti-corruption or bribery or international economic or anti-terrorism sanction laws or whose assets were seized, blocked, frozen or ordered forfeited for violation of money laundering or international anti-terrorism laws.

2] Court Declaration :

No records exist to suggest that subject is or was the subject of any formal or informal allegations, prosecutions or other official proceeding for making any prohibited payments or other improper payments to government officials for engaging in prohibited transactions or with designated parties.

3] Asset Declaration :

No records exist to suggest that the property or assets of the subject are derived from criminal conduct or a prohibited transaction.

4] Record on Financial Crime :

Charges or conviction registered against subject: **None**

5] Records on Violation of Anti-Corruption Laws :

Charges or investigation registered against subject: **None**

6] Records on Int'l Anti-Money Laundering Laws/Standards :

Charges or investigation registered against subject: **None**

7] Criminal Records

No available information exist that suggest that subject or any of its principals have been formally charged or convicted by a competent governmental authority for any financial crime or under any formal investigation by a competent government authority for any violation of anti-corruption laws or international anti-money laundering laws or standard.

8] Affiliation with Government :

No record exists to suggest that any director or indirect owners, controlling shareholders, director, officer or employee of the company is a government official or a family member or close business associate of a Government official.

9] Compensation Package :

Our market survey revealed that the amount of compensation sought by the subject is fair and reasonable and comparable to compensation paid to others for similar services.

10] Press Report :

No press reports / filings exists on the subject.

CORPORATE GOVERNANCE

MIRA INFORM as part of its Due Diligence do provide comments on Corporate Governance to identify management and governance. These factors often have been predictive and in some cases have created vulnerabilities to credit deterioration.

Our Governance Assessment focuses principally on the interactions between a company's management, its Board of Directors, Shareholders and other financial stakeholders.

CONTRAVENTION

Subject is not known to have contravened any existing local laws, regulations or policies that prohibit, restrict or otherwise affect the terms and conditions that could be included in the agreement with the subject.

FOREIGN EXCHANGE RATES

Currency	Unit	INR
US Dollar	1	INR 72.40
UK Pound	1	INR 95.23
Euro	1	INR 85.07

INFORMATION DETAILS

Information Gathered by :	AKS
Analysis Done by :	PRY
Report Prepared by :	SUD

SCORE FACTORS

DEMERIT POINTS		
--BANK CHARGES	YES/NO	YES
--LITIGATION	YES/NO	NO
--OTHER ADVERSE INFORMATION	YES/NO	NO
MERIT POINTS		
--SOLE DISTRIBUTORSHIP	YES/NO	NO
--EXPORT ACTIVITIES	YES/NO	NO
--AFFILIATION	YES/NO	YES
--LISTED	YES/NO	NO
--OTHER MERIT FACTORS	YES/NO	YES

RATING EXPLANATIONS

Credit Rating	Explanation	Rating Comments
A++	Minimum Risk	Business dealings permissible with minimum risk of default
A+	Low Risk	Business dealings permissible with low risk of default
A	Acceptable Risk	Business dealings permissible with moderate risk of default
B	Medium Risk	Business dealings permissible on a regular monitoring basis
C	Medium High Risk	Business dealings permissible preferably on secured basis
D	High Risk	Business dealing not recommended or on secured terms only
NB	New Business	No recommendation can be done due to business in infancy stage
NT	No Trace	No recommendation can be done as the business is not traceable

NB is stated where there is insufficient information to facilitate rating. However, it is not to be considered as unfavourable.

This score serves as a reference to assess SC's credit risk and to set the amount of credit to be extended. It is calculated from a composite of weighted scores obtained from each of the major sections of this report. The assessed factors are as follows:

- Financial condition covering various ratios
- Company background and operations size
- Promoters / Management background
- Payment record
- Litigation against the subject
- Industry scenario / competitor analysis
- Supplier / Customer / Banker review (wherever available)

DISCLAIMER : This Report is **PRIVATE & CONFIDENTIAL** and it is prepared at the request of and for its use by the Subscriber only. The Subscriber shall use the contents of the Report merely as an aid to its business. Mira Inform Private Limited ("MIPL") has collated information/data in the Report, which have not been verified unless otherwise specifically mentioned in the Report. The Subscriber shall independently verify the accuracy and correctness of the information/data before in any way acting upon the same. MIPL shall not be liable for any harm, injury, loss or damage caused to the Subscriber due to default by the Subscriber's debtors/beneficiaries in fulfilling their obligations of any nature whatsoever. This Report or any of its portion shall not be used as a documentary evidence or otherwise before any investigative agencies or forum of law. This Report is confidential and proprietary to MIPL. The Subscriber and/or any other person(s) may not reproduce, publish or disclose any of the contents of the Report to others without the express authorization of MIPL. This Report is prepared and issued to the Subscriber without any risk, responsibility or liability on the part of MIPL or its officials.