

MIRA INFORM REPORT

Report No. :	532065
Report Date :	27.09.2018

IDENTIFICATION DETAILS

Name :	FLYING TRADE LIMITED
Formerly Known As :	FLYING TRADE FINANCE LIMITED
Registered Office :	Europa House 4 Europa Way, Parkstone, Harwich, Co12 4pt
Country :	United Kingdom
Financials (as on) :	31.12.2017
Date of Incorporation :	08.08.1988
Com. Reg. No.:	02285142
Legal Form :	Private limited with Share Capital
Line of Business :	<ul style="list-style-type: none"> • Other retail sale in non-specialised stores • Distributors of foodstuffs.
No. of Employees :	205 [2017]

RATING & COMMENTS

(Mira Inform has adopted New Rating mechanism w.e.f. 23rd January 2017)

MIRA's Rating :	B
-----------------	---

Credit Rating	Explanation	Rating Comments
B	Medium Risk	Business dealings permissible on a regular monitoring basis

Maximum Credit Limit :	Euro 560,000
Status :	Moderate
Payment Behaviour :	No Complaints
Litigation :	Clear

DISCLAIMER : This Report is **PRIVATE & CONFIDENTIAL** and it is prepared at the request of and for its use by the Subscriber only. The Subscriber shall use the contents of the Report merely as an aid to its business. Mira Inform Private Limited ("MIPL") has collated information/data in the Report, which have not been verified unless otherwise specifically mentioned in the Report. The Subscriber shall independently verify the accuracy and correctness of the information/data before in any way acting upon the same. MIPL shall not be liable for any harm, injury, loss or damage caused to the Subscriber due to default by the Subscriber's debtors/beneficiaries in fulfilling their obligations of any nature whatsoever. This Report or any of its portion shall not be used as a documentary evidence or otherwise before any investigative agencies or forum of law. This Report is confidential and proprietary to MIPL. The Subscriber and/or any other person(s) may not reproduce, publish or disclose any of the contents of the Report to others without the express authorization of MIPL. This Report is prepared and issued to the Subscriber without any risk, responsibility or liability on the part of MIPL or its officials.

NOTES :

Any query related to this report can be made on e-mail : infodept@mirainform.com while quoting report number, name and date.

UNITED KINGDOM - ECONOMIC OVERVIEW

The UK, a leading trading power and financial center, is the third largest economy in Europe after Germany and France. Agriculture is intensive, highly mechanized, and efficient by European standards, producing about 60% of food needs with less than 2% of the labor force. The UK has large coal, natural gas, and oil resources, but its oil and natural gas reserves are declining; the UK has been a net importer of energy since 2005. Services, particularly banking, insurance, and business services, are key drivers of British GDP growth. Manufacturing, meanwhile, has declined in importance but still accounts for about 10% of economic output.

In 2008, the global financial crisis hit the economy particularly hard, due to the importance of its financial sector. Falling home prices, high consumer debt, and the global economic slowdown compounded the UK's economic problems, pushing the economy into recession in the latter half of 2008 and prompting the then BROWN (Labour) government to implement a number of measures to stimulate the economy and stabilize the financial markets. Facing burgeoning public deficits and debt levels, in 2010 the then CAMERON-led coalition government (between Conservatives and Liberal Democrats) initiated an austerity program, which has continued under the Conservative government. However, the deficit still remains one of the highest in the G7, standing at 3.6% of GDP as of 2017, and the UK has pledged to lower its corporation tax from 20% to 17% by 2020. The UK had a debt burden of 90.4% GDP at the end of 2017.

The UK economy has begun to slow since the referendum vote to leave the EU in June 2016. A sustained depreciation of the British pound has increased consumer and producer prices, weighing on consumer spending without spurring a meaningful increase in exports. The UK has an extensive trade relationship with other EU members through its single market membership, and economic observers have warned the exit will jeopardize its position as the central location for European financial services. Prime Minister MAY is seeking a new "deep and special" trade relationship with the EU following the UK's exit. However, economists doubt that the UK will be able to preserve the benefits of EU membership without the obligations. The UK is expected to officially leave the EU by the end of March 2019.

Source : CIA

COMPANY NAME AND ADDRESS

Company Name: FLYING TRADE LIMITED
Company No: 02285142
Company Status: Active - Accounts Filed
Credit Limit: £560,000
Status: Active
Registered Address: EUROPA HOUSE 4 EUROPA WAY PARKSTONE HARWICH CO12 4PT

COMPANY NAME

FLYING TRADE LIMITED

COMPANY NUMBER

02285142

COMPANY SUMMARY

Registered Address: EUROPA HOUSE 4 EUROPA WAY
PARKSTONE
HARWICH
CO12 4PT
Trading Address: Europa House 4 Europa Way
Parkstone
Harwich
Essex CO12 4PT
CO12 4PT
Website Address: <http://www.suryafoodsonline.com>
Telephone Number: 02033937106
Fax Number:
TPS: No
FPS: Yes
Incorporation Date: 08/08/1988
Previous Name: FLYING TRADE FINANCE LIMITED
Type: Private limited with Share Capital
FTSE Index: -
Date of Change: 15/02/1991
Filing Date of Accounts: 29/06/2018
Currency: GBP
Share Capital: £251,000

DISCLAIMER : This Report is **PRIVATE & CONFIDENTIAL** and it is prepared at the request of and for its use by the Subscriber only. The Subscriber shall use the contents of the Report merely as an aid to its business. Mira Inform Private Limited ("MIPL") has collated information/data in the Report, which have not been verified unless otherwise specifically mentioned in the Report. The Subscriber shall independently verify the accuracy and correctness of the information/data before in any way acting upon the same. MIPL shall not be liable for any harm, injury, loss or damage caused to the Subscriber due to default by the Subscriber's debtors/beneficiaries in fulfilling their obligations of any nature whatsoever. This Report or any of its portion shall not be used as a documentary evidence or otherwise before any investigative agencies or forum of law. This Report is confidential and proprietary to MIPL. The Subscriber and/or any other person(s) may not reproduce, publish or disclose any of the contents of the Report to others without the express authorization of MIPL. This Report is prepared and issued to the Subscriber without any risk, responsibility or liability on the part of MIPL or its officials.

SIC07 47190
Charity Number -
SIC07 Description OTHER RETAIL SALE IN NON-SPECIALISED STORES
Principal Activity A distributors of foodstuffs.

ADDITIONAL INFORMATION

CCJ's 1 (£6,472)

Date	Description	Amount	Status
20/12/2013	COUNTY COURT MONEY CLAIMS CENTRE	£6,472	Satisfied
-	-	-	-
-	-	-	-

Ultimate Holding Company FLYING TRADE GROUP PLC
Accountant -
Mortgages 9
Trade Debtors -
Group 6 companies
Linkages 0 companies
Countries In 0 countries

KEY FINANCIALS

Year to Date	Turnover	Pre Tax Profit	Shareholder's Funds	Employees
31/12/2017	£104,805,345	£7,235,258	£17,183,051	205
31/12/2016	£94,678,048	£7,017,599	£14,349,060	200
31/12/2015	£86,581,129	£5,687,969	£11,691,724	189

MORTGAGE SUMMARY

Total Mortgage 9
Outstanding 4
Satisfied 5

TRADE DEBTORS / BAD DEBT SUMMARY

Total Number of Documented Trade 1
Total Value of Documented Trade £55,000

COMMENTARY

This company's return on total assets employed ratio indicates a highly efficient use of assets.
This company has only made late payments on a low percentage of invoices.
This company's ratio of total liabilities to total assets indicates the presence of moderate equity funding.
This company's bank loans and overdrafts (less cash) account for a high percentage of short term liabilities.
This company trades in an industry with a higher level of corporate failures.

CCJ

Total Number of Exact CCJs -	0	Total Value of Exact CCJs -	
Total Number of Possible CCJs -	0	Total Value of Possible CCJs -	
Total Number of Satisfied CCJs -	1	Total Value of Satisfied CCJs -	£6,472
Total Number of Writs -	-		

Total Current Directors	2	Total Current Secretaries	1
Total Previous Directors / Company Secretaries	2	Total Person's With Significant Control	1

CURRENT DIRECTORS

Title	Mr	Function	Director
Name	Sukhjot Singh Dulai	Nationality	British
Date of Birth	08/1966	Present Appointments	14
Latest Address	Europa House 4 Europa Way, Parkstone, Harwich, Essex	Appointment Date	29/11/1993
Post Code	CO12 4PT		
Title	Mr	Function	Director
Name	Harjit Singh Dulai	Nationality	British
Date of Birth	12/1971	Present Appointments	8
Latest Address	Europa House 4 Europa Way, Parkstone, Harwich, Essex	Appointment Date	25/05/2010
Post Code	CO12 4PT		

CURRENT COMPANY SECRETARY









Title	Mr	Function	Company Secretary
Name	Sukhjot Singh Dulai	Nationality	British
Date of Birth	08/1966	Present Appointments	29
Latest Address	Europa House 4 Europa Way, Parkstone, Harwich, Essex	Appointment Date	29/11/1993
Post Code	CO12 4PT		

TOP SHAREHOLDERS








Name	Currency	Share Count	Share Type	Nominal Value	% of Total Share Count
FLYING TRADE GROUP PLC	GBP	251,000	ORDINARY	1	100

FINANCIALS










Profit & Loss

	Date Of Accounts	31/12/17	(%)	31/12/16	(%)	31/12/15	(%)	31/12/14	(%)	31/12/13
	Weeks	52	(%)	52	(%)	52	(%)	52	(%)	52
	Currency	GBP	(%)	GBP	(%)	GBP	(%)	GBP	(%)	GBP
	Consolidated A/cs	N	(%)	N	(%)	N	(%)	N	(%)	N
	Turnover	£104,805,345	10.7%	£94,678,048	9.4%	£86,581,129	-4%	£90,218,029	28%	£70,490,561
	Export	£8,675,917	49.2%	£5,816,271	0.1%	£5,813,344	-17.9%	£7,084,524	44.8%	£4,893,732
	Cost of Sales	£88,896,843	12.7%	£78,880,143	9.3%	£72,153,408	-6.1%	£76,879,513	27%	£60,529,348
	Gross Profit	£15,908,502	0.7%	£15,797,905	9.5%	£14,427,721	8.2%	£13,338,516	33.9%	£9,961,213
	Wages & Salaries	£5,699,577	5.4%	£5,408,767	-6.6%	£5,792,224	26.6%	£4,576,529	33.9%	£3,417,634
	Directors Emoluments	-	-	-	-	-	-	-	-	-
	Operating Profit	£7,298,289	-	£7,298,289	22.2%	£5,973,090	-9.6%	£6,606,223	47%	£4,492,697
	Depreciated	£642,641	999.9	£23,925	-	£151,338	-	£277,109	46.8	£188,735









DISCLAIMER : This Report is **PRIVATE & CONFIDENTIAL** and it is prepared at the request of and for its use by the Subscriber only. The Subscriber shall use the contents of the Report merely as an aid to its business. Mira Inform Private Limited ("MIPL") has collated information/data in the Report, which have not been verified unless otherwise specifically mentioned in the Report. The Subscriber shall independently verify the accuracy and correctness of the information/data before in any way acting upon the same. MIPL shall not be liable for any harm, injury, loss or damage caused to the Subscriber due to default by the Subscriber's debtors/beneficiaries in fulfilling their obligations of any nature whatsoever. This Report or any of its portion shall not be used as a documentary evidence or otherwise before any investigative agencies or forum of law. This Report is confidential and proprietary to MIPL. The Subscriber and/or any other person(s) may not reproduce, publish or disclose any of the contents of the Report to others without the express authorization of MIPL. This Report is prepared and issued to the Subscriber without any risk, responsibility or liability on the part of MIPL or its officials.

	on		%		84.2 %		45.4 %		%	
	Audit Fees	£20,570	14.1 %	£18,025	3%	£17,500	16.7 %	£15,000	- 17.6 %	£18,200
	Interest Payments	£350,872	25%	£280,690	- 2.3%	£287,186	- 0.2%	£287,887	43%	£201,361
	Pre Tax Profit	£7,235,258	3.1%	£7,017,599	23.4 %	£5,687,969	-10%	£6,318,461	46.5 %	£4,313,662
	Taxation	- £1,401,267	-3%	- £1,360,263	- 29.4 %	- £1,051,606	22.4 %	- £1,354,362	- 63.2 %	- £830,072
	Profit After Tax	£5,833,991	3.1%	£5,657,336	22%	£4,636,363	- 6.6%	£4,964,099	42.5 %	£3,483,590
	Dividends Payable	£3,000,000	-	£3,000,000	-	£3,000,000	-	£3,000,000	20%	£2,500,000
	Retained Profit	£2,833,991	6.6%	£2,657,336	62.4 %	£1,636,363	- 16.7 %	£1,964,099	99.7 %	£983,590






Balance Sheet

	Date Of Accounts	31/12/17	(%)	31/12/16	(%)	31/12/15	(%)	31/12/14	(%)	31/12/13
	Tangible Assets	£3,535,295	15.7 %	£3,054,680	99.2 %	£1,533,552	6.2%	£1,443,530	36.3 %	£1,058,817
	Intangible Assets	£80,222	- 19.5 %	£99,626	- 15.5 %	£117,959	-	0	-	0
	Total Fixed Assets	£3,615,517	14.6 %	£3,154,306	91%	£1,651,511	14.4 %	£1,443,530	36.3 %	£1,058,817
	Stock	£22,583,019	49.9 %	£15,068,646	25.1 %	£12,043,436	2.8%	£11,713,109	49%	£7,859,882
	Trade Debtors	£14,925,761	8.1%	£13,809,147	13.2 %	£12,196,182	- 14.5 %	£14,261,903	26.9 %	£11,237,733
	Cash	£2,201,716	- 27.5 %	£3,036,557	- 59.8 %	£7,561,066	495.3 %	£1,270,162	56.4 %	£812,371
	Other Debtors	£7,185,615	- 14.1 %	£8,362,490	165 %	£3,155,963	10.2 %	£2,863,153	- 13.8 %	£3,321,075
	Miscellaneous Current Assets	0	-	0	-	0	-	0	-	0
	Total Current	£46,896,111	16.4 %	£40,276,840	15.2 %	£34,956,647	16.1 %	£30,108,327	29.6 %	£23,231,061

DISCLAIMER : This Report is **PRIVATE & CONFIDENTIAL** and it is prepared at the request of and for its use by the Subscriber only. The Subscriber shall use the contents of the Report merely as an aid to its business. Mira Inform Private Limited ("MIPL") has collated information/data in the Report, which have not been verified unless otherwise specifically mentioned in the Report. The Subscriber shall independently verify the accuracy and correctness of the information/data before in any way acting upon the same. MIPL shall not be liable for any harm, injury, loss or damage caused to the Subscriber due to default by the Subscriber's debtors/beneficiaries in fulfilling their obligations of any nature whatsoever. This Report or any of its portion shall not be used as a documentary evidence or otherwise before any investigative agencies or forum of law. This Report is confidential and proprietary to MIPL. The Subscriber and/or any other person(s) may not reproduce, publish or disclose any of the contents of the Report to others without the express authorization of MIPL. This Report is prepared and issued to the Subscriber without any risk, responsibility or liability on the part of MIPL or its officials.

	Assets									
	Trade Creditors	£7,841,906	-6.4%	£8,381,791	15.7%	£7,245,873	1.9%	£7,110,859	-1.2%	£7,200,440
	Bank Loans & Overdrafts	£9,519,075	-42%	£16,401,451	15.4%	£14,216,606	26.8%	£11,212,644	89.1%	£5,930,290
	Other Short Term Finance	£12,047,925	999.9%	£892,311	56.1%	£571,536	32%	£432,970	20%	£360,699
	Miscellaneous Current Liabilities	£2,534,046	-2.3%	£2,593,578	27.7%	£2,031,163	21%	£1,678,904	52.8%	£1,098,835
	Total Current Liabilities	£31,942,952	13%	£28,269,131	17.5%	£24,065,178	17.8%	£20,435,377	40.1%	£14,590,264
	Bank Loans & Overdrafts and LTL	£10,904,700	-36.7%	£17,214,406	14.2%	£15,067,862	23.2%	£12,230,602	63.2%	£7,495,481
	Other Long Term Finance	£1,293,355	103.5%	£635,529	22.9%	£516,938	19.1%	£433,896	-20.8%	£547,513
	Total Long Term Liabilities	£1,385,625	70.4%	£812,955	-4.5%	£851,256	-16.4%	£1,017,958	-35%	£1,565,191






Capital & Reserves

	Date Of Accounts	31/12/17	(%)	31/12/16	(%)	31/12/15	(%)	31/12/14	(%)	31/12/13
	Called Up Share Capital	£251,000	-	£251,000	-	£251,000	-	£251,000	-	£251,000
	P & L Account Reserve	£16,932,051	20.1%	£14,098,060	23.2%	£11,440,724	16.2%	£9,847,522	24.9%	£7,883,423
	Revaluation Reserve	-	-	-	-	-	-	-	-	-
	Sundry Reserves	-	-	-	-	-	-	-	-	-
	Shareholder Funds	£17,183,051	19.8%	£14,349,060	22.7%	£11,691,724	15.8%	£10,098,522	24.1%	£8,134,423





Other Financial Items

	Date Of Accounts	31/12/17	(%)	31/12/16	(%)	31/12/15	(%)	31/12/14	(%)	31/12/13



DISCLAIMER : This Report is **PRIVATE & CONFIDENTIAL** and it is prepared at the request of and for its use by the Subscriber only. The Subscriber shall use the contents of the Report merely as an aid to its business. Mira Inform Private Limited ("MIPL") has collated information/data in the Report, which have not been verified unless otherwise specifically mentioned in the Report. The Subscriber shall independently verify the accuracy and correctness of the information/data before in any way acting upon the same. MIPL shall not be liable for any harm, injury, loss or damage caused to the Subscriber due to default by the Subscriber's debtors/beneficiaries in fulfilling their obligations of any nature whatsoever. This Report or any of its portion shall not be used as a documentary evidence or otherwise before any investigative agencies or forum of law. This Report is confidential and proprietary to MIPL. The Subscriber and/or any other person(s) may not reproduce, publish or disclose any of the contents of the Report to others without the express authorization of MIPL. This Report is prepared and issued to the Subscriber without any risk, responsibility or liability on the part of MIPL or its officials.

	Net Worth	£17,102,829	20%	£14,249,434	23.1%	£11,573,765	14.6%	£10,098,522	24.1%	£8,134,423
	Working Capital	£14,953,159	24.5%	£12,007,709	10.2%	£10,891,469	12.6%	£9,672,950	11.9%	£8,640,797
	Total Assets	£50,511,628	16.3%	£43,431,146	18.6%	£36,608,158	16%	£31,551,857	29.9%	£24,289,878
	Total Liabilities	£33,328,577	14.6%	£29,082,086	16.7%	£24,916,434	16.1%	£21,453,335	32.8%	£16,155,455
	Net Assets	£17,183,051	19.8%	£14,349,060	22.7%	£11,691,724	15.8%	£10,098,522	24.1%	£8,134,423


Cash Flow

	Date Of Accounts	31/12/17	(%)	31/12/16	(%)	31/12/15	(%)	31/12/14	(%)	31/12/13
	Net Cashflow from Operations	-	-	-	-	-	-	-	-	-
	Net Cashflow before Financing	-	-	-	-	-	-	-	-	-
	Net Cashflow from Financing	-	-	-	-	-	-	-	-	-
	Increase in Cash	-	-	-	-	-	-	-	-	-





Miscellaneous

	Date Of Accounts	31/12/17	(%)	31/12/16	(%)	31/12/15	(%)	31/12/14	(%)	31/12/13
	Contingent Liability	YES	-	YES	-	YES	-	YES	-	YES
	Capital Employed	£18,568,676	22.5%	£15,162,015	20.9%	£12,542,980	12.8%	£11,116,480	14.6%	£9,699,614
	Number of Employees	205	2.5%	200	5.8%	189	8.6%	174	16.8%	149
	Accountants									
	Auditors	RSM UK AUDIT LLP								
	Auditor Comments	The audit report contains no adverse comments								
	Bankers	LLOYDS TSB BANK PLC								
	Bank Branch Code									

Ratios

	Date Of Accounts	31/12/17	31/12/16	31/12/15	31/12/14	31/12/13
	Pre-tax profit margin %	6.90	7.41	6.57	7	6.12

DISCLAIMER : This Report is **PRIVATE & CONFIDENTIAL** and it is prepared at the request of and for its use by the Subscriber only. The Subscriber shall use the contents of the Report merely as an aid to its business. Mira Inform Private Limited ("MIPL") has collated information/data in the Report, which have not been verified unless otherwise specifically mentioned in the Report. The Subscriber shall independently verify the accuracy and correctness of the information/data before in any way acting upon the same. MIPL shall not be liable for any harm, injury, loss or damage caused to the Subscriber due to default by the Subscriber's debtors/beneficiaries in fulfilling their obligations of any nature whatsoever. This Report or any of its portion shall not be used as a documentary evidence or otherwise before any investigative agencies or forum of law. This Report is confidential and proprietary to MIPL. The Subscriber and/or any other person(s) may not reproduce, publish or disclose any of the contents of the Report to others without the express authorization of MIPL. This Report is prepared and issued to the Subscriber without any risk, responsibility or liability on the part of MIPL or its officials.

	Current ratio	1.47	1.42	1.45	1.47	1.59
	Sales/Net Working Capital	7.01	7.88	7.95	9.33	8.16
	Gearing %	63.50	120	128.90	121.10	92.10
	Equity in %	34.10	33.10	32	32	33.50
	Creditor Days	27.23	32.22	30.46	28.68	37.18
	Debtor Days	51.83	53.09	51.27	57.54	58.02
	Liquidity/Acid Test	0.76	0.89	0.95	0.90	1.05
	Return On Capital Employed %	38.96	46.28	45.34	56.83	44.47
	Return On Total Assets Employed %	14.32	16.15	15.53	20.02	17.75
	Current Debt Ratio	1.85	1.97	2.05	2.02	1.79
	Total Debt Ratio	1.93	2.02	2.13	2.12	1.98
	Stock Turnover Ratio %	21.54	15.91	13.91	12.98	11.15
	Return on Net Assets Employed %	42.10	48.90	48.64	62.56	53.02

Report Notes

There are no notes to display.

Status History

No Status History found

EVENT HISTORY

Date	Description
07/07/2018	Payment Data Update Received
06/07/2018	New Accounts Filed
06/07/2018	New Accounts Filed
19/12/2017	Payment Data Update Received
15/12/2017	Confirmation Statement
12/12/2017	Payment Data Update Received
10/11/2017	Payment Data Update Received
08/11/2017	Payment Data Update Received
04/10/2017	Payment Data Update Received
14/09/2017	Payment Data Update Received
01/09/2017	Payment Data Update Received
18/07/2017	Payment Data Update Received
11/07/2017	New Accounts Filed

DISCLAIMER : This Report is **PRIVATE & CONFIDENTIAL** and it is prepared at the request of and for its use by the Subscriber only. The Subscriber shall use the contents of the Report merely as an aid to its business. Mira Inform Private Limited ("MIPL") has collated information/data in the Report, which have not been verified unless otherwise specifically mentioned in the Report. The Subscriber shall independently verify the accuracy and correctness of the information/data before in any way acting upon the same. MIPL shall not be liable for any harm, injury, loss or damage caused to the Subscriber due to default by the Subscriber's debtors/beneficiaries in fulfilling their obligations of any nature whatsoever. This Report or any of its portion shall not be used as a documentary evidence or otherwise before any investigative agencies or forum of law. This Report is confidential and proprietary to MIPL. The Subscriber and/or any other person(s) may not reproduce, publish or disclose any of the contents of the Report to others without the express authorization of MIPL. This Report is prepared and issued to the Subscriber without any risk, responsibility or liability on the part of MIPL or its officials.

11/07/2017	New Accounts Filed
05/07/2017	Payment Data Update Received

PREVIOUS COMPANY NAMES

Date	Previous Name
15/02/1991	FLYING TRADE FINANCE LIMITED

Writ Details

No writs found

STATISTICS

Group	6 companies
Linkages	0 companies
Countries	In 0 countries

SUMMARY

Holding Company	FLYING TRADE GROUP PLC
Ownership Status	Wholly Owned
Ultimate Holding Company	FLYING TRADE GROUP PLC

GROUP STRUCTURE

Company Name	Registered Number	Latest Key Financials	Consol. Accounts	Turnover
FLYING TRADE GROUP PLC	02407688	31.12.2017	Y	£131,565,075
FLYING TRADE LIMITED	02285142	31.12.2017	N	£104,805,345
SURYA HOTELS LIMITED	07241976	31.12.2017	N	£16,703,752

DISCLAIMER : This Report is **PRIVATE & CONFIDENTIAL** and it is prepared at the request of and for its use by the Subscriber only. The Subscriber shall use the contents of the Report merely as an aid to its business. Mira Inform Private Limited ("MIPL") has collated information/data in the Report, which have not been verified unless otherwise specifically mentioned in the Report. The Subscriber shall independently verify the accuracy and correctness of the information/data before in any way acting upon the same. MIPL shall not be liable for any harm, injury, loss or damage caused to the Subscriber due to default by the Subscriber's debtors/beneficiaries in fulfilling their obligations of any nature whatsoever. This Report or any of its portion shall not be used as a documentary evidence or otherwise before any investigative agencies or forum of law. This Report is confidential and proprietary to MIPL. The Subscriber and/or any other person(s) may not reproduce, publish or disclose any of the contents of the Report to others without the express authorization of MIPL. This Report is prepared and issued to the Subscriber without any risk, responsibility or liability on the part of MIPL or its officials.

FLYING LEISURE LIMITED	07720204	31.12.2017	N	£1,191,500
CREATIVE MARKETING IDE...	07270865	31.12.2017	N	
SURYA RICE LIMITED	02929921	31.12.2017	N	£2,350,669

Exact CCJ Details

Date	Court	Amount	Status	Case Number	Date Paid
20/12/2013	COUNTY COURT MONEY CLAIMS CENTRE	£6,472	Satisfied	3YU13654	06/02/2014

Possible CCJs Details

There are no possible CCJ details

MORTGAGE DETAILS

Mortgage Type:				
Date Charge Created:	09/10/17			
Date Charge Registered:	11/10/17			
Date Charge Satisfied:	-			
Status:	OUTSTANDING			
Person(s) Entitled:	CANARA BANK;			
Amount Secured:				
Details:	STOCK OF RICECONTAINS FIXED CHARGE.			
Mortgage Type:				
Date Charge Created:	26/09/14			
Date Charge Registered:	16/10/14			
Date Charge Satisfied:	-			
Status:	OUTSTANDING			
Person(s) Entitled:	RBS INVOICE FINANCE LIMITED;			
Amount Secured:				
Details:	CONTAINS FIXED CHARGE.CONTAINS NEGATIVEPLEDGE.			
Mortgage Type:	GENERAL LETTER OF HYPOTHECATION			
Date Charge Created:	03/04/00			
Date Charge Registered:	12/04/00			
Date Charge Satisfied:	23/07/11			
Status:	SATISFIED			
Person(s) Entitled:	CANARA BANK			

DISCLAIMER : This Report is **PRIVATE & CONFIDENTIAL** and it is prepared at the request of and for its use by the Subscriber only. The Subscriber shall use the contents of the Report merely as an aid to its business. Mira Inform Private Limited ("MIPL") has collated information/data in the Report, which have not been verified unless otherwise specifically mentioned in the Report. The Subscriber shall independently verify the accuracy and correctness of the information/data before in any way acting upon the same. MIPL shall not be liable for any harm, injury, loss or damage caused to the Subscriber due to default by the Subscriber's debtors/beneficiaries in fulfilling their obligations of any nature whatsoever. This Report or any of its portion shall not be used as a documentary evidence or otherwise before any investigative agencies or forum of law. This Report is confidential and proprietary to MIPL. The Subscriber and/or any other person(s) may not reproduce, publish or disclose any of the contents of the Report to others without the express authorization of MIPL. This Report is prepared and issued to the Subscriber without any risk, responsibility or liability on the part of MIPL or its officials.

Amount Secured:			
Details:	ALL BILLS OF EXCHANGE PROMISSORY NOTES AND NEGOTIABLE INSTRUMENTS OF ANY DESCRIPTION SEE THE MORTGAGE CHARGE DOCUMENT FOR FULL DETAILS		
Mortgage Type:	CHARGE OVER CREDIT BALANCES		
Date Charge Created:	17/02/00		
Date Charge Registered:	28/02/00		
Date Charge Satisfied:	-		
Status:	OUTSTANDING		
Person(s) Entitled:	NATIONAL WESTMINSTER BANK PLC		
Amount Secured:	ALL MONIES DUE OR TO BECOME DUE FROM THE COMPANY TO THE CHARGEES ON ANY ACCOUNT WHATSOEVER		
Details:	THE SUM OF £50,000 TOGETHER WITH INTEREST ACCRUED NOW OR TO BE HELD BY NATIONAL WESTMINSTER BANK PLC ON AN ACCOUNT NUMBERED 48079383 AND EARMARKED OR DESIGNATED BY REFERENCE TO THE COMPANY		

Mortgage Type:	CHARGE OVER BOOK DEBTS		
Date Charge Created:	23/06/99		
Date Charge Registered:	02/07/99		
Date Charge Satisfied:	-		
Status:	OUTSTANDING		
Person(s) Entitled:	NATIONAL WESTMINSTER BANK PLC		
Amount Secured:	ALL MONIES DUE OR TO BECOME DUE FROM THE COMPANY TO THE CHARGEES ON ANY ACCOUNT WHATSOEVER		
Details:	A SPECIFIC CHARGE OVER THE BENEFIT OF ALL BOOK DEBTS AND OTHER DEBTS AS ARE NOW OR MAY FROM TIME TO TIME BE DUE OR OWING TO THE COMPANY SEE FORM 395 FOR FULL DETAILS SEE THE MORTGAGE CHARGE DOCUMENT FOR FULL DETAILS		
Mortgage Type:	LEGAL CHARGE		
Date Charge Created:	17/10/91		
Date Charge Registered:	23/10/91		
Date Charge Satisfied:	25/09/96		
Status:	SATISFIED		
Person(s) Entitled:	BARCLAYS BANK PLC		
Amount Secured:	ALL MONIES DUE OR TO BECOME DUE FROM THE COMPANY TO THE CHARGEES ON ANY ACCOUNT WHATSOEVER		
Details:	UNIT 2 HAWTHORNE INDUSTRIAL ESTATE MIDDLEMORE ROAD HANSWORTH WEST MIDLANDS T/NOWM143414		

Mortgage Type:	DEBENTURE		
Date Charge Created:	31/07/91		
Date Charge Registered:	12/08/91		
Date Charge Satisfied:	28/11/91		
Status:	SATISFIED		
Person(s) Entitled:	D.Q.HENRIQUES LIMITED		
Amount Secured:	ALL MONIES DUE OR TO BECOME DUE FROM THE COMPANY TO THE		

DISCLAIMER : This Report is **PRIVATE & CONFIDENTIAL** and it is prepared at the request of and for its use by the Subscriber only. The Subscriber shall use the contents of the Report merely as an aid to its business. Mira Inform Private Limited ("MIPL") has collated information/data in the Report, which have not been verified unless otherwise specifically mentioned in the Report. The Subscriber shall independently verify the accuracy and correctness of the information/data before in any way acting upon the same. MIPL shall not be liable for any harm, injury, loss or damage caused to the Subscriber due to default by the Subscriber's debtors/beneficiaries in fulfilling their obligations of any nature whatsoever. This Report or any of its portion shall not be used as a documentary evidence or otherwise before any investigative agencies or forum of law. This Report is confidential and proprietary to MIPL. The Subscriber and/or any other person(s) may not reproduce, publish or disclose any of the contents of the Report to others without the express authorization of MIPL. This Report is prepared and issued to the Subscriber without any risk, responsibility or liability on the part of MIPL or its officials.

	CHARGE ON ANY ACCOUNT WHATSOEVER		
Details:	SEE FORM 395 AND CONTINUATION SHEET RELEVANT TO THIS CHARGE FIXED AND FLOATING CHARGES OVER THE UNDERTAKING AND ALL PROPERTY AND ASSETS PRESENT AND FUTURE INCLUDING GOODWILL BOOKDEBTS UNCALLED CAPITAL BUILDINGS FIXTURES FIXED PLANT AND MACHINERY		
Mortgage Type:	DEBENTURE		
Date Charge Created:	30/05/90		
Date Charge Registered:	01/06/90		
Date Charge Satisfied:	11/10/91		
Status:	SATISFIED		
Person(s) Entitled:	KELLOCK LIMITED		
Amount Secured:	ALL MONIES DUE OR TO BECOME DUE FROM THE COMPANY TO THE CHARGE ON ANY ACCOUNT WHATSOEVER		
Details:	(SEE FORM 395 AND CONTINUATION SHEET RELEVANT TO THIS CHARGE). FIXED AND FLOATING CHARGES OVER THE UNDERTAKING AND ALL PROPERTY AND ASSETS PRESENT AND FUTURE INCLUDING GOODWILL BOOKDEBTS UNCALLED CAPITAL BUILDINGS FIXTURES FIXED PLANT AND MACHINERY		

Mortgage Type:	GENERAL CHARGE ON DEPOSITED DOCUMENTS		
Date Charge Created:	21/11/89		
Date Charge Registered:	01/12/89		
Date Charge Satisfied:	25/09/96		
Status:	SATISFIED		
Person(s) Entitled:	BARCLAYS BANK PLC		
Amount Secured:	ALL MONIES DUE OR TO BECOME DUE FROM THE COMPANY TO THE CHARGE ON ANY ACCOUNT WHATSOEVER		
Details:	ALL BILLS NOTES CHEQUES DOCUMENTS AND INSTRUMENTS WHETHER NEGOTIABLE OR OTHERWISE WHICH MAY FROM TIME TO TIME BE DEPOSITED WITH THE BANK OR WHICH THE BANK MAY HOLD FOR THE CO. FOR WHATEVER PURPOSE AND PROCEEDS THEREOF		

CREDITOR DETAILS

	Total Number	Total Value
Trade Creditors	0	-

No Creditor Data

TRADE DEBTORS / BAD DEBT DETAIL

	Total Number of Documented Trade	Total Value of Documented Trade
--	---	--

DISCLAIMER : This Report is **PRIVATE & CONFIDENTIAL** and it is prepared at the request of and for its use by the Subscriber only. The Subscriber shall use the contents of the Report merely as an aid to its business. Mira Inform Private Limited ("MIPL") has collated information/data in the Report, which have not been verified unless otherwise specifically mentioned in the Report. The Subscriber shall independently verify the accuracy and correctness of the information/data before in any way acting upon the same. MIPL shall not be liable for any harm, injury, loss or damage caused to the Subscriber due to default by the Subscriber's debtors/beneficiaries in fulfilling their obligations of any nature whatsoever. This Report or any of its portion shall not be used as a documentary evidence or otherwise before any investigative agencies or forum of law. This Report is confidential and proprietary to MIPL. The Subscriber and/or any other person(s) may not reproduce, publish or disclose any of the contents of the Report to others without the express authorization of MIPL. This Report is prepared and issued to the Subscriber without any risk, responsibility or liability on the part of MIPL or its officials.

FLYING TRADE LIMITED - 532065

PAGE NO. : 15

Trade Debtors	1	£55,000
---------------	---	---------

Company Name	Amount	Statement Date
Maxima Foods Ltd	£55,000	28/11/2017

PREVIOUS DIRECTOR/COMPANY SECRETARIES

Name	Current Active Appointments	Previous Appointments	Dissolved Companies
Kewal Singh Dulai	1	3	6
Dinesh Patel	0	7	3
Total Persons With Significant Control	1	Total Statements	0
Active	1	Active	0
Ceased	0	Ceased	0

ACTIVE PERSONS WITH SIGNIFICANT CONTROL

Name	Flying Trade Group Plc	Kind	Corporate Entity With Significant Control
Address	Europa House Europa Way, Parkeston, Harwich, Essex	Notified On	06/04/2016
Post Code	CO12 4PT	Legal Form	Public Limited Company
Authority	English	Place Registered	Registrar Of Companies
Country Registered	England And Wales	Registration Number	02407688
Nature Of Control	Ownership of shares - above 75%		

Ceased Persons With Significant Control

No Ceased Persons With Significant Control To Display

Active Statements

No Active Statements To Display

Ceased Statements

No Ceased Statements To Display

FOREIGN EXCHANGE RATES

Currency	Unit	Indian Rupees
US Dollar	1	INR 72.72
UK Pound	1	INR 95.77
Euro	1	INR 85.54
GBP	1	INR 95.36

Note : Above are approximate rates obtained from sources believed to be correct

INFORMATION DETAILS

Analysis Done by :	VIVR
Report Prepared by :	SYL

DISCLAIMER : This Report is **PRIVATE & CONFIDENTIAL** and it is prepared at the request of and for its use by the Subscriber only. The Subscriber shall use the contents of the Report merely as an aid to its business. Mira Inform Private Limited ("MIPL") has collated information/data in the Report, which have not been verified unless otherwise specifically mentioned in the Report. The Subscriber shall independently verify the accuracy and correctness of the information/data before in any way acting upon the same. MIPL shall not be liable for any harm, injury, loss or damage caused to the Subscriber due to default by the Subscriber's debtors/beneficiaries in fulfilling their obligations of any nature whatsoever. This Report or any of its portion shall not be used as a documentary evidence or otherwise before any investigative agencies or forum of law. This Report is confidential and proprietary to MIPL. The Subscriber and/or any other person(s) may not reproduce, publish or disclose any of the contents of the Report to others without the express authorization of MIPL. This Report is prepared and issued to the Subscriber without any risk, responsibility or liability on the part of MIPL or its officials.

RATING EXPLANATIONS

Credit Rating	Explanation	Rating Comments
A++	Minimum Risk	Business dealings permissible with minimum risk of default
A+	Low Risk	Business dealings permissible with low risk of default
A	Acceptable Risk	Business dealings permissible with moderate risk of default
B	Medium Risk	Business dealings permissible on a regular monitoring basis
C	Medium High Risk	Business dealings permissible preferably on secured basis
D	High Risk	Business dealing not recommended or on secured terms only
NB	New Business	No recommendation can be done due to business in infancy stage
NT	No Trace	No recommendation can be done as the business is not traceable

NB is stated where there is insufficient information to facilitate rating. However, it is not to be considered as unfavourable.

This score serves as a reference to assess SC's credit risk and to set the amount of credit to be extended. It is calculated from a composite of weighted scores obtained from each of the major sections of this report. The assessed factors are as follows:

- Financial condition covering various ratios
- Company background and operations size
- Promoters / Management background
- Payment record
- Litigation against the subject
- Industry scenario / competitor analysis
- Supplier / Customer / Banker review (wherever available)