

MIRA INFORM REPORT

Report No. :	531533
Report Date :	27.09.2018

IDENTIFICATION DETAILS

Name :	KUNSTOCOM (INDIA) LIMITED
Formerly Known As :	KUNSTOCOM ELECTRONICS (INDIA) PRIVATE LIMITED
Registered Office :	AKC House, E-27, Defence Colony, Ring Road, New Delhi-110024
Tel. No.:	91-11-24339700
Country :	India
Financials (as on) :	31.03.2017
Date of Incorporation :	02.05.1979
CIN No.: [Company Identification No.]	U64201DL1979PLC009596
Capital Investment / Paid-up Capital :	INR 44.554 Million
PAN No.: [Permanent Account No.]	AAACK0356L
GSTN : [Goods & Service Tax Registration No.]	36AAACK0356L1ZJ (Telangana) 06AAACK0356L1ZM (Haryana) 37AAACK0356L1ZH (Andhra Pradesh) 08AAACK0356L1ZI (Rajasthan) 23AAACK0356L1ZQ (Madhya Pradesh) 09AAACK0356L2ZF (Uttar Pradesh) 03AAACK0356L1ZS (Punjab) 07AAACK0356L1ZK (Delhi)
Legal Form :	A Closely Held Public Limited Liability Company
Line of Business :	Subject is engaged in the business of design and development of molds and manufacture of plastic components for the automotive, white goods and electronics industry. It is also engaged in manufacture and sale of home appliances. (Registered activity)
No. of Employees :	Information declined by the management

RATING & COMMENTS

(Mira Inform has adopted New Rating mechanism w.e.f. 23rd January 2017)

MIRA's Rating : A

Credit Rating	Explanation	Rating Comments
A	Acceptable Risk	Business dealings permissible with moderate risk of default

Maximum Credit Limit :	USD 430000
Status :	Satisfactory
Payment Behaviour :	Slow but correct
Litigation :	Clear
Comments :	<p>Kunstocom India Limited (KIL) established in 1979 is promoted by Mr. Anand Chauhan, who has over three decades experience in business. KIL is an original equipment manufacturer (OEM) of molded plastic goods and has injection molding facilities to make in house plastic components. The company caters to Electronics, White Goods and Automotive industries with clients such as LG Electronics, Samsung, General Motors, Ford, Delphi, Suzuki, Panasonic, Xerox, Canon, Whirlpool, Gillette, Electrolux etc. It is an established company having good track record.</p> <p>For the financial year ended 2017, the company has achieved healthy operational revenue and reported profit margin at 1.00% (approx.).</p> <p>The company's sound financial profile is reflected by healthy net worth base along with fair debt level and favorable gap between trade payables and trade receivables.</p> <p>The company also derives strength from its long established track record of business operations.</p> <p>However, the rating strength is partially offset by low profit margin of the company.</p> <p>Trade relations are reported as fair. Business is active. Payment terms are reported to be slow but correct</p> <p>In view of the aforesaid, the company can be considered for business dealings at usual trade terms and conditions</p>

NOTES :

Any query related to this report can be made on e-mail : infodept@mirainform.com while quoting report number, name and date.

DISCLAIMER : This Report is **PRIVATE & CONFIDENTIAL** and it is prepared at the request of and for its use by the Subscriber only. The Subscriber shall use the contents of the Report merely as an aid to its business. Mira Inform Private Limited ("MIPL") has collated information/data in the Report, which have not been verified unless otherwise specifically mentioned in the Report. The Subscriber shall independently verify the accuracy and correctness of the information/data before in any way acting upon the same. MIPL shall not be liable for any harm, injury, loss or damage caused to the Subscriber due to default by the Subscriber's debtors/beneficiaries in fulfilling their obligations of any nature whatsoever. This Report or any of its portion shall not be used as a documentary evidence or otherwise before any investigative agencies or forum of law. This Report is confidential and proprietary to MIPL. The Subscriber and/or any other person(s) may not reproduce, publish or disclose any of the contents of the Report to others without the express authorization of MIPL. This Report is prepared and issued to the Subscriber without any risk, responsibility or liability on the part of MIPL or its officials.

ECGC Country Risk Classification List

Country Name	Previous Rating (31.12.2017)	Current Rating (01.04.2018)
India	A1	A1

Risk Category	ECGC Classification
Insignificant	A1
Low Risk	A2
Moderately Low Risk	B1
Moderate Risk	B2
Moderately High Risk	C1
High Risk	C2
Very High Risk	D

EXTERNAL AGENCY RATING

Rating Agency Name	CARE
Rating	Long Term Rating = (BBB-)
Rating Explanation	Moderate degree of safety and moderate credit risk.
Date	22.02.2018

Rating Agency Name	CARE
Rating	Short Term Rating = (A3)
Rating Explanation	Moderate degree of safety and higher credit risk.
Date	22.02.2018

RBI DEFAULTERS' LIST STATUS

Subject's name is not enlisted as a defaulter in the publicly available RBI Defaulters' list.

EPF (Employee Provident Fund) DEFAULTERS' LIST STATUS

Subject's name is not enlisted as a defaulter in the publicly available EPF (Employee Provident Fund) Defaulters' list as of 31-03-2018.

BIFR (Board for Industrial & Financial Reconstruction) LISTING STATUS

DISCLAIMER : This Report is **PRIVATE & CONFIDENTIAL** and it is prepared at the request of and for its use by the Subscriber only. The Subscriber shall use the contents of the Report merely as an aid to its business. Mira Inform Private Limited ("MIPL") has collated information/data in the Report, which have not been verified unless otherwise specifically mentioned in the Report. The Subscriber shall independently verify the accuracy and correctness of the information/data before in any way acting upon the same. MIPL shall not be liable for any harm, injury, loss or damage caused to the Subscriber due to default by the Subscriber's debtors/beneficiaries in fulfilling their obligations of any nature whatsoever. This Report or any of its portion shall not be used as a documentary evidence or otherwise before any investigative agencies or forum of law. This Report is confidential and proprietary to MIPL. The Subscriber and/or any other person(s) may not reproduce, publish or disclose any of the contents of the Report to others without the express authorization of MIPL. This Report is prepared and issued to the Subscriber without any risk, responsibility or liability on the part of MIPL or its officials.

KUNSTOCOM (INDIA) LIMITED - 531533

PAGE NO. : 4

Subject's name is not listed as a Sick Unit in the publicly available BIFR (Board for Industrial & Financial Reconstruction) list as of 27.09.2018

IBBI (Insolvency and Bankruptcy Board of India) LISTING STATUS

Subject's name is not listed in the publicly available IBBI (Insolvency and Bankruptcy Board of India) list as of report date.

INFORMATION DENIED

MANAGEMENT NON-COOPERATIVE – Tel. No.: 91-11-24339700 / 41888000 / 91-120-4763800

LOCATIONS

Registered/ AKC Group Head Office :	AKC House, E-27, Defence Colony, Ring Road, New Delhi-110024, India
Tel. No.:	91-11-24339700/ 41888000
Fax No.:	91-11-24339300
E-Mail :	sangeetak@amity.edu ssparihar@kunstocom.com bhanu@kunstocom.com drachauhan@kunstocom.com
Website :	http://www.kunstocom.com
Factory (Unit - I)/ Corporate Office :	C-47, Phase-2, Noida- 201305, (Adj. New Delhi), Uttar Pradesh, India
Tel. No.:	91-120-4763800
Fax No.:	91-120-4272813
E-Mail :	info@kunstocom.com
Factory (Unit - II) :	E-134, E.P.I.P. Neemrana Industrial Area, Alwar, Rajasthan, India

DIRECTORS

As on 31.03.2018

Name :	Mr. Ajay Chauhan
Designation :	Director
Address :	House No. E-27, Ring Road, Defence Colony, Lajpat Nagar, New Delhi – 110024, India
Date of Birth/Age :	01.01.1956
Qualification :	Msc. Gold Medalist
Date of Appointment :	02.05.1979

DISCLAIMER : This Report is **PRIVATE & CONFIDENTIAL** and it is prepared at the request of and for its use by the Subscriber only. The Subscriber shall use the contents of the Report merely as an aid to its business. Mira Inform Private Limited ("MIPL") has collated information/data in the Report, which have not been verified unless otherwise specifically mentioned in the Report. The Subscriber shall independently verify the accuracy and correctness of the information/data before in any way acting upon the same. MIPL shall not be liable for any harm, injury, loss or damage caused to the Subscriber due to default by the Subscriber's debtors/beneficiaries in fulfilling their obligations of any nature whatsoever. This Report or any of its portion shall not be used as a documentary evidence or otherwise before any investigative agencies or forum of law. This Report is confidential and proprietary to MIPL. The Subscriber and/or any other person(s) may not reproduce, publish or disclose any of the contents of the Report to others without the express authorization of MIPL. This Report is prepared and issued to the Subscriber without any risk, responsibility or liability on the part of MIPL or its officials.

PAN No.:	AAAPC1660L		
DIN No.:	00241011		
Other Directorship:			
CIN/FCRN	Company Name	Begin Date	End Date
U24119DL1988PLC031899	CHABRO CHEMIE INDIA LIMITED	31/05/1988	-
U32101DL1986PLC024197	TECHNICOM CHEMIE (INDIA) LIMITED	13/05/1986	-
U34300DL2008PTC184407	MANZ INDIA PRIVATE LIMITED	21/10/2008	-
U36939UP1976PTC004279	KUNSTOPLAST(INDIA)PVT LTD	14/05/1976	-
U74140DL1998PLC097728	CRYSTAL AND DRISCOL CONSULTING LIMITED	31/12/1998	-
U74899DL1979PTC009567	TEGRO (INDIA) PRIVATE LIMITED	24/04/1979	-
U74899DL1986PTC025761	AMITY TV NETWORK PRIVATE LIMITED	17/10/1986	-
U74899DL1986PTC026022	STRATEGA FINANCE COMPANY PRIVATE LIMITED	07/11/1986	-
U74899DL1988PTC033847	PHARMAPLAN INDIA PRIVATE LIMITED	10/11/1988	-
Name : Mr. Anand Chauhan			
Designation : Managing Director			
Address : House No. E-27, Ring Road, Defence Colony, Lajpat Nagar, New Delhi – 110024, India			
Date of Birth/Age : 04.01.1949			
Qualification : Post Graduate in Pol. Science			
Date of Appointment : 02.05.1979			
PAN No.:	AAAPC1659B		
DIN No.:	00241095		
Other Directorship:			
CIN/FCRN	Company Name	Begin Date	End Date
U24119DL1988PLC031899	CHABRO CHEMIE INDIA LIMITED	31/05/1988	-
U32101DL1986PLC024197	TECHNICOM CHEMIE (INDIA) LIMITED	13/05/1986	-
U36939UP1976PTC004279	KUNSTOPLAST(INDIA)PVT LTD	14/05/1976	-
U74140DL1998PLC097728	CRYSTAL AND DRISCOL CONSULTING LIMITED	31/12/1998	-
U74899DL1979PTC009567	TEGRO (INDIA) PRIVATE LIMITED	24/04/1979	-
U74899DL1986PTC025761	AMITY TV NETWORK PRIVATE LIMITED	17/10/1986	-
U74899DL1986PTC026022	STRATEGA FINANCE COMPANY PRIVATE LIMITED	07/11/1986	-
U74899DL1988PTC033847	PHARMAPLAN INDIA PRIVATE LIMITED	10/11/1988	-
U74899DL1988PTC033883	AKC DATA SYSTEMS (INDIA) PRIVATE LIMITED	15/11/1988	-
Name : Mr. Abhinav Chauhan			
Designation : Director			
Address : E-27, Defence Colony, New Delhi-110024, India			
Date of Birth/Age : 09.02.1978			
Qualification : Msc in Manufacturing & MIS and MBA in international business and production			
Date of Appointment : 01.07.2006			
PAN No.:	AEQPC1006A		
DIN No.:	00352845		
Other Directorship:			
CIN/FCRN	Company Name	Begin Date	End Date

KUNSTOCOM (INDIA) LIMITED - 531533

PAGE NO. : 6

U36939UP1976PTC004279	KUNSTOPLAST(INDIA)PVT LTD	01/01/2018	-
Name :	Mr. Bhushan Bajaj		
Designation :	Director		
Address :	D-22, First Floor, Pamposh Enclave, Greater Kailash, Part-1, New Delhi – 110048, India		
Date of Birth/Age :	23.04.1950		
Qualification :	Graduate in Chemical Engineering from IIT Kanpur and also holds an MBA Degree from FMS, Delhi University		
Date of Appointment :	29.09.2015		
DIN No.:	00352897		
Other Directorship:			
CIN/FCRN	Company Name	Begin Date	End Date
U32101DL1986PLC024197	TECHNICOM CHEMIE (INDIA) LIMITED	01/07/2006	-
U34300DL2008PTC184407	MANZ INDIA PRIVATE LIMITED	21/10/2008	-
Name :	Mr. Rajesh Puri		
Designation :	Director		
Address :	6614 DLF-4, Gurugram – 122001, Haryana, India		
Date of Birth/Age :	17.08.7953		
Qualification :	Science Graduate (Honors) from Fergusson College, Pune		
Date of Appointment :	29.09.2015		
DIN No.:	00355335		
Other Directorship:			
CIN/FCRN	Company Name	Begin Date	End Date
U74899DL1994PLC062272	BACFO PHARMACEUTICALS (INDIA) LIMITED	01/07/2006	-

MAJOR SHAREHOLDERS / SHAREHOLDING PATTERN

As on 31.03.2017

Names of Shareholders	No. of Shares
Anand Chauhan	930250
Ajay Chauhan	475000
Mridula Chauhan	850
Madhulika Chauhan	600
Arun Chauhan	247550
Atul Chauhan	275000
Amita Chauhan	115000
Aseem Chauhan	250000
Technicom Chemie (India) Limited	1471700
Abhinav Chauhan	689500
Total	4455450

DISCLAIMER : This Report is **PRIVATE & CONFIDENTIAL** and it is prepared at the request of and for its use by the Subscriber only. The Subscriber shall use the contents of the Report merely as an aid to its business. Mira Inform Private Limited ("MIPL") has collated information/data in the Report, which have not been verified unless otherwise specifically mentioned in the Report. The Subscriber shall independently verify the accuracy and correctness of the information/data before in any way acting upon the same. MIPL shall not be liable for any harm, injury, loss or damage caused to the Subscriber due to default by the Subscriber's debtors/beneficiaries in fulfilling their obligations of any nature whatsoever. This Report or any of its portion shall not be used as a documentary evidence or otherwise before any investigative agencies or forum of law. This Report is confidential and proprietary to MIPL. The Subscriber and/or any other person(s) may not reproduce, publish or disclose any of the contents of the Report to others without the express authorization of MIPL. This Report is prepared and issued to the Subscriber without any risk, responsibility or liability on the part of MIPL or its officials.

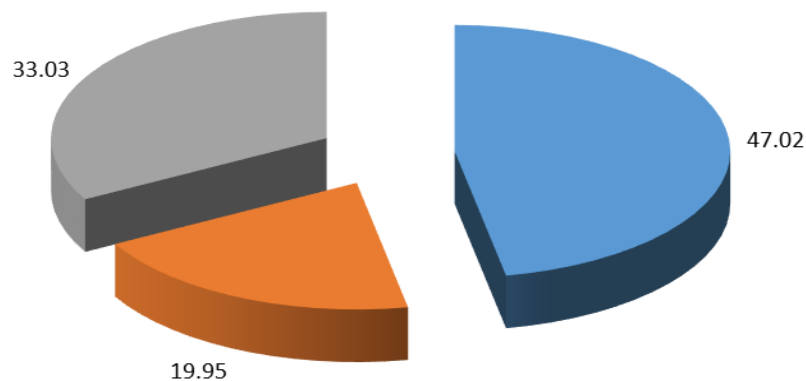
Equity Share Break up (Percentage of Total Equity)

As on 30.09.2017

Category	Percentage
Promoter - (Individual/ Hindu Undivided Family – Indian)	47.02
Public - Other than Promoters - (Individual/ Hindu Undivided Family – Indian)	19.95
Public - Other than Promoters - Body corporate	33.03
Total	100.00

Share holding pattern

- Promoter - (Individual/ Hindu Undivided Family – Indian)
- Public - Other than Promoters - (Individual/ Hindu Undivided Family – Indian)
- Public - Other than Promoters - Body corporate



BUSINESS DETAILS

Line of Business :	Subject is engaged in the business of design and development of molds and manufacture of plastic components for the automotive, white goods and electronics industry. It is also engaged in manufacture and sale of home appliances. (Registered activity)	
Products :	Item Code No.	Product Description
	39269041	Manufacturing of Plastic Products
	99979900	Manufacturing of Domestic Appliances

DISCLAIMER : This Report is **PRIVATE & CONFIDENTIAL** and it is prepared at the request of and for its use by the Subscriber only. The Subscriber shall use the contents of the Report merely as an aid to its business. Mira Inform Private Limited ("MIPL") has collated information/data in the Report, which have not been verified unless otherwise specifically mentioned in the Report. The Subscriber shall independently verify the accuracy and correctness of the information/data before in any way acting upon the same. MIPL shall not be liable for any harm, injury, loss or damage caused to the Subscriber due to default by the Subscriber's debtors/beneficiaries in fulfilling their obligations of any nature whatsoever. This Report or any of its portion shall not be used as a documentary evidence or otherwise before any investigative agencies or forum of law. This Report is confidential and proprietary to MIPL. The Subscriber and/or any other person(s) may not reproduce, publish or disclose any of the contents of the Report to others without the express authorization of MIPL. This Report is prepared and issued to the Subscriber without any risk, responsibility or liability on the part of MIPL or its officials.

KUNSTOCOM (INDIA) LIMITED - 531533

PAGE NO. : 8

	NIC Code of the Product/ service	Product Description
	264	Manufacturing of Electrical and Electronic devices
Brand Names :	Not Available	
Agencies Held :	Not Available	
Exports :	Not Divulged	
Imports :	Not Divulged	
Terms :	Not Divulged	

PRODUCTION STATUS NOT AVAILABLE

GENERAL INFORMATION

Suppliers :	Reference :	Not Divulged
	Name of the Person :	--
	Contact No.:	--
	Since How Long Known :	--
	Maximum Limit Dealt :	--
	Experience :	--
	Remark:	--
Customers :	Reference :	Not Divulged
	Name of the Person :	--
	Contact No.:	--
	Since How Long Known :	--
	Maximum Limit Dealt :	--
	Experience :	--
	Remark:	--
No. of Employees :	Information declined by the management	
Bankers :	Bank Name	Bank of Baroda
	Branch	SME Branch, Sector-18, Noida - 201301, Uttar Pradesh, India
	Person Name (With Designation)	--
	Contact Number	--
	Name of Account Holder	--
	Account Number	--
	Account Since (Date/Year of	--

DISCLAIMER : This Report is **PRIVATE & CONFIDENTIAL** and it is prepared at the request of and for its use by the Subscriber only. The Subscriber shall use the contents of the Report merely as an aid to its business. Mira Inform Private Limited ("MIPL") has collated information/data in the Report, which have not been verified unless otherwise specifically mentioned in the Report. The Subscriber shall independently verify the accuracy and correctness of the information/data before in any way acting upon the same. MIPL shall not be liable for any harm, injury, loss or damage caused to the Subscriber due to default by the Subscriber's debtors/beneficiaries in fulfilling their obligations of any nature whatsoever. This Report or any of its portion shall not be used as a documentary evidence or otherwise before any investigative agencies or forum of law. This Report is confidential and proprietary to MIPL. The Subscriber and/or any other person(s) may not reproduce, publish or disclose any of the contents of the Report to others without the express authorization of MIPL. This Report is prepared and issued to the Subscriber without any risk, responsibility or liability on the part of MIPL or its officials.

	Account Opening)	
	Average Balance Maintained (If Possible)	--
	Credit Facilities Enjoyed (If any)	--
	Account Operation	--
	Remarks (If any)	--
<ul style="list-style-type: none"> Axis Bank Limited 2nd Floor, Red Fort Capital, Parsvnath Towers, Gole Market, Bhai Veer Singh Marg, New Delhi-110001, India 		

Facilities :	Secured Loan	31.03.2017 (INR in Million)	31.03.2016 (INR in Million)
	Long-term Borrowings		
	Rupee term loans from banks	138.123	45.623
	Loans taken for vehicles	1.426	2.161
	Other loans and advances, others	0.510	0.000
	Short-term Borrowings		
	Rupee term loans from banks	28.235	21.336
	Working capital loans from banks	77.374	76.932
	Loans taken for vehicles	0.849	0.883
	Other loans and advances, others	0.429	0.000
	Total	246.946	146.935

Auditors :	
Name :	Alok Mittal and Associates Chartered Accountants
Address :	X-13, Hauz Khas, New Delhi-110016, India
Income-tax PAN of auditor or auditor's firm :	AAJPM0206F
Memberships :	Not Available
Collaborators :	Not Available
Related Parties :	<ul style="list-style-type: none"> Cincorp International Limited, India U23209DL2008PLC184638 BACFO Pharmaceuticals (India) Limited, India U74899DL1994PLC062272 His Trust Organization, India

CAPITAL STRUCTURE

DISCLAIMER : This Report is **PRIVATE & CONFIDENTIAL** and it is prepared at the request of and for its use by the Subscriber only. The Subscriber shall use the contents of the Report merely as an aid to its business. Mira Inform Private Limited ("MIPL") has collated information/data in the Report, which have not been verified unless otherwise specifically mentioned in the Report. The Subscriber shall independently verify the accuracy and correctness of the information/data before in any way acting upon the same. MIPL shall not be liable for any harm, injury, loss or damage caused to the Subscriber due to default by the Subscriber's debtors/beneficiaries in fulfilling their obligations of any nature whatsoever. This Report or any of its portion shall not be used as a documentary evidence or otherwise before any investigative agencies or forum of law. This Report is confidential and proprietary to MIPL. The Subscriber and/or any other person(s) may not reproduce, publish or disclose any of the contents of the Report to others without the express authorization of MIPL. This Report is prepared and issued to the Subscriber without any risk, responsibility or liability on the part of MIPL or its officials.

As on 31.03.2017

Authorised Capital :

No. of Shares	Type	Value	Amount
5000000	Equity Shares	INR 10/- each	INR 50.000 Million

Issued, Subscribed & Paid-up Capital :

No. of Shares	Type	Value	Amount
4455450	Equity Shares	INR 10/- each	INR 44.555 Million

FINANCIAL DATA
[all figures are in INR Million]

ABRIDGED BALANCE SHEET

SOURCES OF FUNDS	31.03.2017	31.03.2016	31.03.2015
I. EQUITY AND LIABILITIES			
(1) Shareholders' Funds			
(a) Share Capital	44.555	44.555	44.555
(b) Reserves & Surplus	106.769	92.089	80.695
(c) Money received against share warrants	0.000	0.000	0.000
(2) Share Application money pending allotment	0.000	0.000	0.000
Total Shareholders' Funds (1) + (2)	151.324	136.644	125.250
(3) Non-Current Liabilities			
(a) long-term borrowings	160.228	60.357	76.884
(b) Deferred tax liabilities (Net)	3.991	2.220	1.458
(c) Other long term liabilities	135.319	147.373	132.032
(d) long-term provisions	14.188	12.780	10.241
Total Non-current Liabilities (3)	313.726	222.730	220.615
(4) Current Liabilities			
(a) Short term borrowings	106.887	99.151	101.482
(b) Trade payables	195.423	140.612	114.619
(c) Other current liabilities	30.416	28.283	43.884
(d) Short-term provisions	18.101	16.521	15.286
Total Current Liabilities (4)	350.827	284.567	275.271
TOTAL	815.877	643.941	621.136
II. ASSETS			
(1) Non-current assets			
(a) Fixed Assets			
(i) Tangible assets	421.074	347.944	330.913
(ii) Intangible Assets	0.000	0.000	0.000
(iii) Capital work-in-progress	0.000	0.000	0.000
(iv) Intangible assets under development	0.000	0.000	0.000
(b) Non-current Investments	0.000	0.000	0.000
(c) Deferred tax assets (net)	0.000	0.000	0.000
(d) Long-term Loan and Advances	10.280	8.181	7.306

DISCLAIMER : This Report is **PRIVATE & CONFIDENTIAL** and it is prepared at the request of and for its use by the Subscriber only. The Subscriber shall use the contents of the Report merely as an aid to its business. Mira Inform Private Limited ("MIPL") has collated information/data in the Report, which have not been verified unless otherwise specifically mentioned in the Report. The Subscriber shall independently verify the accuracy and correctness of the information/data before in any way acting upon the same. MIPL shall not be liable for any harm, injury, loss or damage caused to the Subscriber due to default by the Subscriber's debtors/beneficiaries in fulfilling their obligations of any nature whatsoever. This Report or any of its portion shall not be used as a documentary evidence or otherwise before any investigative agencies or forum of law. This Report is confidential and proprietary to MIPL. The Subscriber and/or any other person(s) may not reproduce, publish or disclose any of the contents of the Report to others without the express authorization of MIPL. This Report is prepared and issued to the Subscriber without any risk, responsibility or liability on the part of MIPL or its officials.

KUNSTOCOM (INDIA) LIMITED - 531533

PAGE NO. : 12

(e) Other Non-current assets	0.000	0.000	0.000
Total Non-Current Assets	431.354	356.125	338.219
(2) Current assets			
(a) Current investments	0.004	0.004	0.004
(b) Inventories	135.481	146.627	122.462
(c) Trade receivables	180.537	119.908	142.553
(d) Cash and cash equivalents	4.729	4.179	4.449
(e) Short-term loans and advances	44.752	6.077	6.454
(f) Other current assets	19.020	11.021	6.995
Total Current Assets	384.523	287.816	282.917
TOTAL	815.877	643.941	621.136

PROFIT & LOSS ACCOUNT

	PARTICULARS	31.03.2017	31.03.2016	31.03.2015
	SALES			
	Income	1468.116	1163.124	1140.885
	Other Income	12.200	9.224	28.745
	TOTAL	1480.316	1172.348	1169.630
Less	EXPENSES			
	Cost of Materials Consumed	1044.003	830.452	806.433
	Purchases of Stock-in-Trade	0.000	0.000	0.000
	Changes in inventories of finished goods, work-in-progress and Stock-in-Trade	13.402	-21.819	12.369
	Employees benefits expense	129.797	105.867	93.477
	Other expenses	212.275	185.089	164.754
	TOTAL	1399.477	1099.589	1077.033
	PROFIT/ (LOSS) BEFORE INTEREST, TAX, DEPRECIATION AND AMORTISATION	80.839	72.759	92.597
Less	FINANCIAL EXPENSES	17.367	19.135	21.888
	PROFIT / (LOSS) BEFORE TAX, DEPRECIATION AND AMORTISATION	63.472	53.624	70.709
Less/ Add	DEPRECIATION/ AMORTISATION	39.156	35.585	33.346
	PROFIT/ (LOSS) BEFORE TAX	24.316	18.039	37.363

DISCLAIMER : This Report is **PRIVATE & CONFIDENTIAL** and it is prepared at the request of and for its use by the Subscriber only. The Subscriber shall use the contents of the Report merely as an aid to its business. Mira Inform Private Limited ("MIPL") has collated information/data in the Report, which have not been verified unless otherwise specifically mentioned in the Report. The Subscriber shall independently verify the accuracy and correctness of the information/data before in any way acting upon the same. MIPL shall not be liable for any harm, injury, loss or damage caused to the Subscriber due to default by the Subscriber's debtors/beneficiaries in fulfilling their obligations of any nature whatsoever. This Report or any of its portion shall not be used as a documentary evidence or otherwise before any investigative agencies or forum of law. This Report is confidential and proprietary to MIPL. The Subscriber and/or any other person(s) may not reproduce, publish or disclose any of the contents of the Report to others without the express authorization of MIPL. This Report is prepared and issued to the Subscriber without any risk, responsibility or liability on the part of MIPL or its officials.

Less	TAX	9.636	5.974	7.227
	PROFIT/ (LOSS) AFTER TAX	14.680	12.065	30.136
	EARNINGS IN FOREIGN CURRENCY			
	F.O.B. Value of Exports	12.626	9.825	3.605
	TOTAL EARNINGS	12.626	9.825	3.605
	CIF value of Imports	63.989	28.210	22.137
	Earnings / (Loss) Per Share (INR)	3.29	2.69	2.07

CURRENT MATURITIES OF LONG TERM DEBT DETAILS

Particulars	31.03.2017	31.03.2016	31.03.2015
Current Maturities of Long term debt	NA	NA	NA
Net cash flows from (used in) operations	23.058	80.206	143.633
Net cash flows from (used in) operating activities	17.801	73.737	136.299

KEY RATIOS

EFFICIENCY RATIOS

PARTICULARS	31.03.2017	31.03.2016	31.03.2015
Average Collection Days (Sundry Debtors / Income * 365 Days)	44.88	37.63	45.61
Account Receivables Turnover (Income / Sundry Debtors)	8.13	9.70	8.00
Average Payment Days (Sundry Creditors / Purchases * 365 Days)	68.32	61.80	51.88
Inventory Turnover (Operating Income / Inventories)	0.60	0.50	0.76
Asset Turnover (Operating Income / Net Fixed Assets)	0.19	0.21	0.28

LEVERAGE RATIOS

DISCLAIMER : This Report is **PRIVATE & CONFIDENTIAL** and it is prepared at the request of and for its use by the Subscriber only. The Subscriber shall use the contents of the Report merely as an aid to its business. Mira Inform Private Limited ("MIPL") has collated information/data in the Report, which have not been verified unless otherwise specifically mentioned in the Report. The Subscriber shall independently verify the accuracy and correctness of the information/data before in any way acting upon the same. MIPL shall not be liable for any harm, injury, loss or damage caused to the Subscriber due to default by the Subscriber's debtors/beneficiaries in fulfilling their obligations of any nature whatsoever. This Report or any of its portion shall not be used as a documentary evidence or otherwise before any investigative agencies or forum of law. This Report is confidential and proprietary to MIPL. The Subscriber and/or any other person(s) may not reproduce, publish or disclose any of the contents of the Report to others without the express authorization of MIPL. This Report is prepared and issued to the Subscriber without any risk, responsibility or liability on the part of MIPL or its officials.

PARTICULARS	31.03.2017	31.03.2016	31.03.2015
Debt Ratio ((Borrowing + Current Liabilities) / Total Assets)	0.63	0.54	0.57
Debt Equity Ratio (Total Liability / Networth)	1.77	1.17	1.42
Current Liabilities to Networth (Current Liabilities / Net Worth)	2.32	2.08	2.20
Fixed Assets to Networth (Net Fixed Assets / Networth)	2.78	2.55	2.64
Interest Coverage Ratio (PBIT / Financial Charges)	4.65	3.80	4.23

PROFITABILITY RATIOS

PARTICULARS		31.03.2017	31.03.2016	31.03.2015
Net Profit Margin ((PAT / Sales) * 100)	%	1.00	1.04	2.64
Return on Total Assets ((PAT / Total Assets) * 100)	%	1.80	1.87	4.85
Return on Investment (ROI) ((PAT / Networth) * 100)	%	9.70	8.83	24.06

SOLVENCY RATIOS

PARTICULARS	31.03.2017	31.03.2016	31.03.2015
Current Ratio (Current Assets / Current Liabilities)	1.10	1.01	1.03
Quick Ratio ((Current Assets – Inventories) / Current Liabilities)	0.71	0.50	0.58
G-Score Ratio Financial (Networth / Total Assets)	0.19	0.21	0.20
G-Score Ratio Debt (Debts / Equity Capital)	6.00	3.58	4.00

DISCLAIMER : This Report is **PRIVATE & CONFIDENTIAL** and it is prepared at the request of and for its use by the Subscriber only. The Subscriber shall use the contents of the Report merely as an aid to its business. Mira Inform Private Limited ("MIPL") has collated information/data in the Report, which have not been verified unless otherwise specifically mentioned in the Report. The Subscriber shall independently verify the accuracy and correctness of the information/data before in any way acting upon the same. MIPL shall not be liable for any harm, injury, loss or damage caused to the Subscriber due to default by the Subscriber's debtors/beneficiaries in fulfilling their obligations of any nature whatsoever. This Report or any of its portion shall not be used as a documentary evidence or otherwise before any investigative agencies or forum of law. This Report is confidential and proprietary to MIPL. The Subscriber and/or any other person(s) may not reproduce, publish or disclose any of the contents of the Report to others without the express authorization of MIPL. This Report is prepared and issued to the Subscriber without any risk, responsibility or liability on the part of MIPL or its officials.

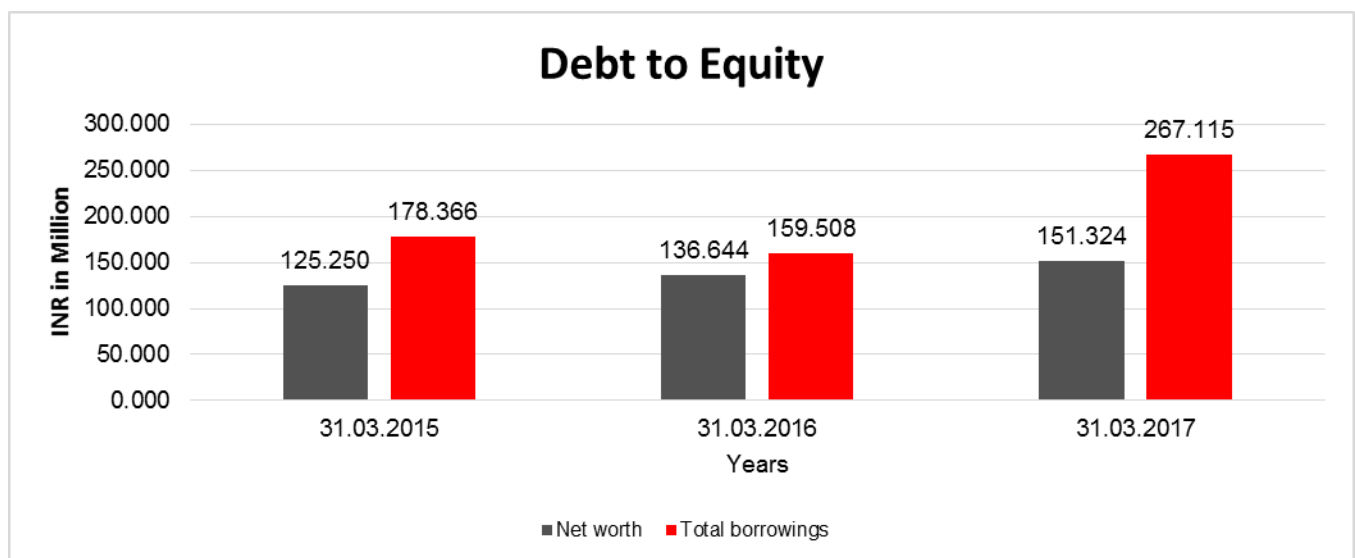
G-Score Ratio Liquidity (Total Current Assets / Total Current Liabilities)	1.10	1.01	1.03
---	------	------	------

Total Liability = Short-term Debt + Long-term Debt + Current Maturities of Long-term debts

FINANCIAL ANALYSIS
[all figures are INR Million]

DEBT EQUITY RATIO

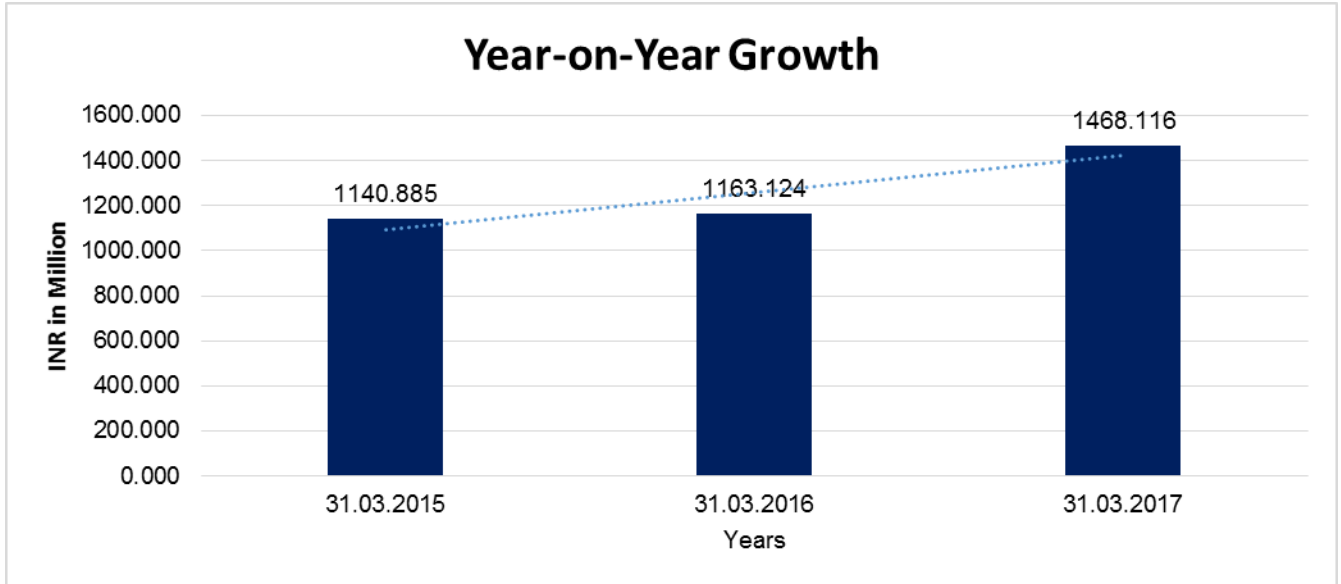
Particular	31.03.2015	31.03.2016	31.03.2017
	INR In Million	INR In Million	INR In Million
Share Capital	44.555	44.555	44.555
Reserves & Surplus	80.695	92.089	106.769
Net worth	125.250	136.644	151.324
Long Term borrowings	76.884	60.357	160.228
Short Term borrowings	101.482	99.151	106.887
Total borrowings	178.366	159.508	267.115
Debt/Equity ratio	1.424	1.167	1.765



YEAR-ON-YEAR GROWTH

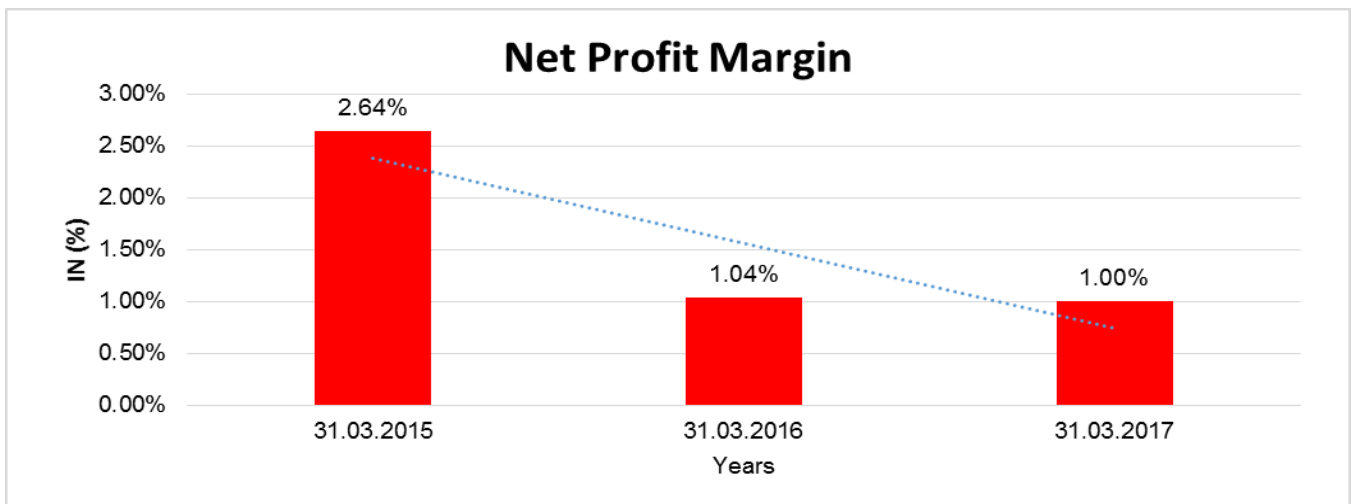
Year on Year Growth	31.03.2015	31.03.2016	31.03.2017
	INR In Million	INR In Million	INR In Million
Sales	1140.885	1163.124	1468.116
		1.949	26.222

DISCLAIMER : This Report is **PRIVATE & CONFIDENTIAL** and it is prepared at the request of and for its use by the Subscriber only. The Subscriber shall use the contents of the Report merely as an aid to its business. Mira Inform Private Limited ("MIPL") has collated information/data in the Report, which have not been verified unless otherwise specifically mentioned in the Report. The Subscriber shall independently verify the accuracy and correctness of the information/data before in any way acting upon the same. MIPL shall not be liable for any harm, injury, loss or damage caused to the Subscriber due to default by the Subscriber's debtors/beneficiaries in fulfilling their obligations of any nature whatsoever. This Report or any of its portion shall not be used as a documentary evidence or otherwise before any investigative agencies or forum of law. This Report is confidential and proprietary to MIPL. The Subscriber and/or any other person(s) may not reproduce, publish or disclose any of the contents of the Report to others without the express authorization of MIPL. This Report is prepared and issued to the Subscriber without any risk, responsibility or liability on the part of MIPL or its officials.



NET PROFIT MARGIN

Net Profit Margin	31.03.2015	31.03.2016	31.03.2017
	INR In Million	INR In Million	INR In Million
Sales	1140.885	1163.124	1468.116
Profit	30.136	12.065	14.680
	2.64%	1.04%	1.00%



DISCLAIMER : This Report is **PRIVATE & CONFIDENTIAL** and it is prepared at the request of and for its use by the Subscriber only. The Subscriber shall use the contents of the Report merely as an aid to its business. Mira Inform Private Limited ("MIPL") has collated information/data in the Report, which have not been verified unless otherwise specifically mentioned in the Report. The Subscriber shall independently verify the accuracy and correctness of the information/data before in any way acting upon the same. MIPL shall not be liable for any harm, injury, loss or damage caused to the Subscriber due to default by the Subscriber's debtors/beneficiaries in fulfilling their obligations of any nature whatsoever. This Report or any of its portion shall not be used as a documentary evidence or otherwise before any investigative agencies or forum of law. This Report is confidential and proprietary to MIPL. The Subscriber and/or any other person(s) may not reproduce, publish or disclose any of the contents of the Report to others without the express authorization of MIPL. This Report is prepared and issued to the Subscriber without any risk, responsibility or liability on the part of MIPL or its officials.

LOCAL AGENCY FURTHER INFORMATION

Sr. No.	Check list by info agents	Available in Report (Yes/No)
1	Year of establishment	Yes
2	Constitution of the entity -Incorporation details	Yes
3	Locality of the entity	Yes
4	Premises details	No
5	Buyer visit details	--
6	Contact numbers	Yes
7	Name of the person contacted	Yes
8	Designation of contact person	Yes
9	Promoter's background	Yes
10	Date of Birth of Proprietor / Partners / Directors	Yes
11	Pan Card No. of Proprietor / Partners	Yes
12	Voter Id Card No. of Proprietor / Partners	No
13	Type of business	Yes
14	Line of Business	Yes
15	Export/import details (if applicable)	No
16	No. of employees	No
17	Details of sister concerns	Yes
18	Major suppliers	No
19	Major customers	No
20	Banking Details	Yes
21	Banking facility details	Yes
22	Conduct of the banking account	--
23	Financials, if provided	Yes
24	Capital in the business	Yes
25	Last accounts filed at ROC, if applicable	Yes
26	Turnover of firm for last three years	Yes
27	Reasons for variation <> 20%	--
28	Estimation for coming financial year	No
29	Profitability for last three years	Yes
30	Major shareholders, if available	Yes
31	External Agency Rating, if available	Yes
32	Litigations that the firm/promoter involved in	--
33	Market information	--
34	Payments terms	No
35	Negative Reporting by Auditors in the Annual Report	No

CORPORATE INFORMATION:

Subject is a Limited Company in India and incorporated under the provisions of the Companies Act 1956. It came into existence on 02.05.1979. The Company is engaged in the business of manufacturing home appliances.

BUSINESS:

Subject Company is engaged in the business of design and development of molds and manufacture of plastic components for the automotive, whitegoods and electronics industry. It is also engaged in manufacture and sale of home appliances.

RESULTS OF OPERATIONS AND STATE OF AFFAIRS OF THE COMPANY:

During the financial year ended March 31, 2017, the total income is INR 1468.116 Million as against the total income for the previous year which was INR 1169.631 Million. The total income of the Company has increased in comparison to the previous year.

The company has increase in profit of its revenue from the last financial year and has been able to make further investments for its future growth. The Directors are continuously looking for avenues for future growth of the company.

UNSECURED LOAN

Unsecured Loan	31.03.2017 (INR in Million)	31.03.2016 (INR in Million)
Long-term Borrowings		
Loans and advances from related parties	20.169	12.573
Total	20.169	12.573

INDEX OF CHARGES:

SN o	SRN	Charge Id	Charge Holder Name	Date of Creation	Date of Modification	Date of Satisfaction	Amount	Address
1	G42 9580 33	100021 579	AXIS BANK LTD.	29/03/2016	30/03/2017	-	342100000.0	2ND FLOOR, RED FORT CAPITAL, PARSVNATH TOWERS,GOLE MARKET, BHAI VEER SINGH MARG,NEW DELHIDL110001IN
2	Y10 1248 99	900448 04	THE PRADESHIYA INDUSTRIAL & INVESTMENT	05/07/2005	-	-	2601805.0	OF U.P. LTD. PICUP BHAWANGOMATI NAGARLUCKNOWUPI N

DISCLAIMER : This Report is **PRIVATE & CONFIDENTIAL** and it is prepared at the request of and for its use by the Subscriber only. The Subscriber shall use the contents of the Report merely as an aid to its business. Mira Inform Private Limited ("MIPL") has collated information/data in the Report, which have not been verified unless otherwise specifically mentioned in the Report. The Subscriber shall independently verify the accuracy and correctness of the information/data before in any way acting upon the same. MIPL shall not be liable for any harm, injury, loss or damage caused to the Subscriber due to default by the Subscriber's debtors/beneficiaries in fulfilling their obligations of any nature whatsoever. This Report or any of its portion shall not be used as a documentary evidence or otherwise before any investigative agencies or forum of law. This Report is confidential and proprietary to MIPL. The Subscriber and/or any other person(s) may not reproduce, publish or disclose any of the contents of the Report to others without the express authorization of MIPL. This Report is prepared and issued to the Subscriber without any risk, responsibility or liability on the part of MIPL or its officials.

			CORPORATIO N					
3	Y10 1386 72	900585 77	THE PRADESHIYA INDUSTRIAL &INVESTMEN T CORPORATIO N OF UP LTD	30/06/2 004	-	-	386665800.0	PICUP BHAWANGOMTI NAGARLUCKNOWUPI N
4	Y10 1377 00	900576 05	financial corporation ltd ;BANK OF BARODA	20/11/2 001	26/02/2 001	-	660930100.0	sector 6 ;NOIDACLOCK TOWER ;GHAZIABADNOIDAUP IN
5	Y10 1365 81	900564 86	UTTAR PRADESH FINANCIAL CORPORATIO N	23/05/1 995	-	-	13100000.0	14/88;CIVIL LINESKANPURUPIN
6	G07 4769 14	900421 22	BANK OF BARODA	21/01/1 998	23/07/2 002	12/07/2 016	8000000.0	CLOCK TOWERGHAZIABADU PIN
7	G07 4769 63	900568 36	BANK OF BARODA	23/02/1 998	13/08/1 998	12/07/2 016	5000000.0	CLOCK TOWER BRANCHCLOCK TOWERGHAZIABADU PIN
8	G07 4769 71	900572 42	BANK OF BARODA	13/05/2 000	20/11/2 000	12/07/2 016	9397000.0	CLOCK TOWER BRANCHGHAZIABAD UPIN
9	G07 4769 55	900568 24	BANK OF BARODA	09/02/1 998	09/02/1 998	12/07/2 016	3593700000. 0	CLOCK TOWER BRANCHCLOCK TOWERGHAZIABADU PIN
10	G08 1811 90	102176 68	Bank of Baroda	16/04/2 010	18/02/2 016	02/07/2 016	236494000.0	SME Branch, Sector- 18NoidaUP201301IN

FIXED ASSETS

- Land
- Building
- Furniture and Fixture
- Plant and Machinery
- Vehicle
- Office Equipment
- Computer Equipments

DISCLAIMER : This Report is **PRIVATE & CONFIDENTIAL** and it is prepared at the request of and for its use by the Subscriber only. The Subscriber shall use the contents of the Report merely as an aid to its business. Mira Inform Private Limited ("MIPL") has collated information/data in the Report, which have not been verified unless otherwise specifically mentioned in the Report. The Subscriber shall independently verify the accuracy and correctness of the information/data before in any way acting upon the same. MIPL shall not be liable for any harm, injury, loss or damage caused to the Subscriber due to default by the Subscriber's debtors/beneficiaries in fulfilling their obligations of any nature whatsoever. This Report or any of its portion shall not be used as a documentary evidence or otherwise before any investigative agencies or forum of law. This Report is confidential and proprietary to MIPL. The Subscriber and/or any other person(s) may not reproduce, publish or disclose any of the contents of the Report to others without the express authorization of MIPL. This Report is prepared and issued to the Subscriber without any risk, responsibility or liability on the part of MIPL or its officials.

CMT REPORT (Corruption, Money Laundering & Terrorism]

The Public Notice information has been collected from various sources including but not limited to: ***The Courts, India Prisons Service, Interpol, etc.***

1] INFORMATION ON DESIGNATED PARTY

No records exist designating subject or any of its beneficial owners, controlling shareholders or senior officers as terrorist or terrorist organization or whom notice had been received that all financial transactions involving their assets have been blocked or convicted, found guilty or against whom a judgement or order had been entered in a proceedings for violating money-laundering, anti-corruption or bribery or international economic or anti-terrorism sanction laws or whose assets were seized, blocked, frozen or ordered forfeited for violation of money laundering or international anti-terrorism laws.

2] Court Declaration :

No records exist to suggest that subject is or was the subject of any formal or informal allegations, prosecutions or other official proceeding for making any prohibited payments or other improper payments to government officials for engaging in prohibited transactions or with designated parties.

3] Asset Declaration :

No records exist to suggest that the property or assets of the subject are derived from criminal conduct or a prohibited transaction.

4] Record on Financial Crime :

Charges or conviction registered against subject: **None**

5] Records on Violation of Anti-Corruption Laws :

Charges or investigation registered against subject: **None**

6] Records on Int'l Anti-Money Laundering Laws/Standards :

Charges or investigation registered against subject: **None**

7] Criminal Records

No available information exist that suggest that subject or any of its principals have been formally charged or convicted by a competent governmental authority for any financial crime or under any formal investigation by a competent government authority for any violation of anti-corruption laws or international anti-money laundering laws or standard.

8] Affiliation with Government :

No record exists to suggest that any director or indirect owners, controlling shareholders, director, officer or employee of the company is a government official or a family member or close business associate of a Government official.

9] Compensation Package :

Our market survey revealed that the amount of compensation sought by the subject is fair and reasonable and comparable to compensation paid to others for similar services.

10] Press Report :

No press reports / filings exists on the subject.

CORPORATE GOVERNANCE

MIRA INFORM as part of its Due Diligence do provide comments on Corporate Governance to identify management and governance. These factors often have been predictive and in some cases have created vulnerabilities to credit deterioration.

Our Governance Assessment focuses principally on the interactions between a company's management, its Board of Directors, Shareholders and other financial stakeholders.

CONTRAVENTION

Subject is not known to have contravened any existing local laws, regulations or policies that prohibit, restrict or otherwise affect the terms and conditions that could be included in the agreement with the subject.

FOREIGN EXCHANGE RATES

Currency	Unit	INR
US Dollar	1	INR 72.71
UK Pound	1	INR 95.76
Euro	1	INR 85.53

INFORMATION DETAILS

Information Gathered by :	AKS
Analysis Done by :	DIV
Report Prepared by :	SUJ

SCORE FACTORS

DEMERIT POINTS		
--BANK CHARGES	YES/NO	YES
--LITIGATION	YES/NO	NO
--OTHER ADVERSE INFORMATION	YES/NO	NO
MERIT POINTS		
--SOLE DISTRIBUTORSHIP	YES/NO	NO
--EXPORT ACTIVITIES	YES/NO	NO
--AFFILIATION	YES/NO	YES
--LISTED	YES/NO	NO
--OTHER MERIT FACTORS	YES/NO	YES

RATING EXPLANATIONS

Credit Rating	Explanation	Rating Comments
A++	Minimum Risk	Business dealings permissible with minimum risk of default
A+	Low Risk	Business dealings permissible with low risk of default
A	Acceptable Risk	Business dealings permissible with moderate risk of default
B	Medium Risk	Business dealings permissible on a regular monitoring basis
C	Medium High Risk	Business dealings permissible preferably on secured basis
D	High Risk	Business dealing not recommended or on secured terms only
NB	New Business	No recommendation can be done due to business in infancy stage
NT	No Trace	No recommendation can be done as the business is not traceable

NB is stated where there is insufficient information to facilitate rating. However, it is not to be considered as unfavourable.

This score serves as a reference to assess SC's credit risk and to set the amount of credit to be extended. It is calculated from a composite of weighted scores obtained from each of the major sections of this report. The assessed factors are as follows:

- Financial condition covering various ratios
- Company background and operations size
- Promoters / Management background
- Payment record
- Litigation against the subject
- Industry scenario / competitor analysis
- Supplier / Customer / Banker review (wherever available)



MIRA INFORM PRIVATE LIMITED
605, Palmspring, Near D'Mart, Link Road,
Malad (West), Mumbai - 400 064. INDIA
Tel : 91-22-40448000 (44 lines)
Fax : 91-22-40448045 / 40448046
E-mail : mira@mirainform.com
info@mirainform.com
Website : <http://www.mirainform.com>
<http://www.miraglobalcheck.com>
<http://www.miraglobalcollections.com>

DISCLAIMER : This Report is **PRIVATE & CONFIDENTIAL** and it is prepared at the request of and for its use by the Subscriber only. The Subscriber shall use the contents of the Report merely as an aid to its business. Mira Inform Private Limited ("MIPL") has collated information/data in the Report, which have not been verified unless otherwise specifically mentioned in the Report. The Subscriber shall independently verify the accuracy and correctness of the information/data before in any way acting upon the same. MIPL shall not be liable for any harm, injury, loss or damage caused to the Subscriber due to default by the Subscriber's debtors/beneficiaries in fulfilling their obligations of any nature whatsoever. This Report or any of its portion shall not be used as a documentary evidence or otherwise before any investigative agencies or forum of law. This Report is confidential and proprietary to MIPL. The Subscriber and/or any other person(s) may not reproduce, publish or disclose any of the contents of the Report to others without the express authorization of MIPL. This Report is prepared and issued to the Subscriber without any risk, responsibility or liability on the part of MIPL or its officials.