

MIRA INFORM REPORT

Report No. :	531689
Report Date :	28.09.2018

IDENTIFICATION DETAILS

Name :	KANSAI NEROLAC PAINTS LIMITED (w.e.f. 11.07.2006)
Formerly Known As :	GOODLASS NEROLAC PAINTS LIMITED
Registered Office :	"Nerolac House", Ganpatrao Kadam Marg, Lower Parel, Mumbai – 400 013, Maharashtra
Tel. No.:	91-22-24934001 / 24992827
Country :	India
Financials (as on) :	31.03.2018
Date of Incorporation :	02.09.1920
CIN No.: [Company Identification No.]	L24202MH1920PLC000825
Capital Investment / Paid-up Capital :	INR 538.900 Million
IEC No.: [Import-Export Code No.]	0388100346
PAN No.: [Permanent Account No.]	AAACG1376N
GSTN : [Goods & Service Tax Registration No.]	23AAACG1376N1ZK [Madhya Pradesh] 32AAACG1376N1ZL [Rajasthan] 21AAACG1376N1ZO [Odisha] 10AAACG1376N1ZR [Bihar] 05AAACG1376N1ZI [Uttarakhand] 33AAACG1376N1ZJ [Tamilnadu] 24AAACG1376N1ZI [Gujarat] 07AAACG1376N1ZE [Delhi] 03AAACG1376N1ZM [Punjab] 36AAACG1376N1ZD [Telangana] 27AAACG1376N1ZV [Mumbai]

DISCLAIMER : This Report is **PRIVATE & CONFIDENTIAL** and it is prepared at the request of and for its use by the Subscriber only. The Subscriber shall use the contents of the Report merely as an aid to its business. Mira Inform Private Limited ("MIPL") has collated information/data in the Report, which have not been verified unless otherwise specifically mentioned in the Report. The Subscriber shall independently verify the accuracy and correctness of the information/data before in any way acting upon the same. MIPL shall not be liable for any harm, injury, loss or damage caused to the Subscriber due to default by the Subscriber's debtors/beneficiaries in fulfilling their obligations of any nature whatsoever. This Report or any of its portion shall not be used as a documentary evidence or otherwise before any investigative agencies or forum of law. This Report is confidential and proprietary to MIPL. The Subscriber and/or any other person(s) may not reproduce, publish or disclose any of the contents of the Report to others without the express authorization of MIPL. This Report is prepared and issued to the Subscriber without any risk, responsibility or liability on the part of MIPL or its officials.

TIN No.:	27660245480
Legal Form :	A Public Limited Liability Company. The Company's Shares are Listed on the Stock Exchanges.
Line of Business :	Subject is engaged in the Manufacturing of Paints. [Registered Activity]
No. of Employees :	2861 [Approximately]

RATING & COMMENTS

(Mira Inform has adopted New Rating mechanism w.e.f. 23rd January 2017)

MIRA's Rating : A++

Credit Rating	Explanation	Rating Comments
A++	Minimum Risk	Business dealings permissible with minimum risk of default

Status :	Excellent
Payment Behaviour :	Regular
Litigation :	Exist
Comments :	<p>Subject was incorporated in the year 1920. It is a subsidiary of Kansai Paint Co. Limited, Japan.</p> <p>The company is a manufacturer of paints.</p> <p>As per the quarterly results of June 2018, the company has earned revenue of INR 13759.2 million from its operations.</p> <p>As per financial records of March 2018, the company has achieved 4.55% growth in its revenue as compared to the previous year and has reported a fair profitability margin of 10.90%.</p> <p>Rating takes into consideration the strength that the company derives from its holding company and its well experience management team, the company's long established track record and strong financial position of the company backed by robust network base along with negligible debt balance sheet profile.</p> <p>The company has its share price trading at around INR 456 on BSE as on September 24, 2018 as against the Face Value (FV) of INR 1.</p> <p>Business is active. Payment seems to be regular.</p> <p>In view of aforesaid, the subject can be considered for business dealings at</p>

	usual trade terms and condition.
--	----------------------------------

NOTES :

Any query related to this report can be made on e-mail : infodept@mirainform.com while quoting report number, name and date.

EXTERNAL AGENCY RATING

Rating Agency Name	CRISIL
Rating	Long Term Loans=AAA
Rating Explanation	Highest degree of safety and carry lowest credit risk.
Date	26.07.2018

Rating Agency Name	CRISIL
Rating	Short Term Loans=A1+
Rating Explanation	Very strong degree of safety and carry lowest credit risk.
Date	26.07.2018

RBI DEFAULTERS' LIST STATUS

Subject's name is not enlisted as a defaulter in the publicly available RBI Defaulters' list.

EPF (Employee Provident Fund) DEFAULTERS' LIST STATUS

Subject's name is not enlisted as a defaulter in the publicly available EPF (Employee Provident Fund) Defaulters' list as of 31-03-2018.

BIFR (Board for Industrial & Financial Reconstruction) LISTING STATUS

Subject's name is not listed as a Sick Unit in the publicly available BIFR (Board for Industrial & Financial Reconstruction) list as of 28.09.2018

IBBI (Insolvency and Bankruptcy Board of India) LISTING STATUS

Subject's name is not listed in the publicly available IBBI (Insolvency and Bankruptcy Board of India) list as of report date.

INFORMATION DECLINED

MANAGEMENT NON-COOPERATIVE [TEL. NO.: 91-22-24992807]

[91-22-24934001/ 24992585] Ringing

LOCATIONS

DISCLAIMER : This Report is **PRIVATE & CONFIDENTIAL** and it is prepared at the request of and for its use by the Subscriber only. The Subscriber shall use the contents of the Report merely as an aid to its business. Mira Inform Private Limited ("MIPL") has collated information/data in the Report, which have not been verified unless otherwise specifically mentioned in the Report. The Subscriber shall independently verify the accuracy and correctness of the information/data before in any way acting upon the same. MIPL shall not be liable for any harm, injury, loss or damage caused to the Subscriber due to default by the Subscriber's debtors/beneficiaries in fulfilling their obligations of any nature whatsoever. This Report or any of its portion shall not be used as a documentary evidence or otherwise before any investigative agencies or forum of law. This Report is confidential and proprietary to MIPL. The Subscriber and/or any other person(s) may not reproduce, publish or disclose any of the contents of the Report to others without the express authorization of MIPL. This Report is prepared and issued to the Subscriber without any risk, responsibility or liability on the part of MIPL or its officials.

Registered Office :	"Nerolac House", Ganpatrao Kadam Marg, Lower Parel, Mumbai – 400 013, Maharashtra, India
Tel. No.:	91-22-24992585/ 24992796/ 24992807/ 24934001/ 24992500
Fax No.:	91-22-24919439/ 24973704
E-Mail :	info@nerolac.com gtgovindaraian@nerolac.com investor@nerolac.com
Website :	http://www.nerolac.com
Factories:	Located at: <ul style="list-style-type: none"> • Lote Parshuram, Ratnagiri, Maharashtra • Jainpur, Kanpur Dehat, U.P. • Bawal, Haryana • Hosur, Tamil Nadu

DIRECTORS

AS ON: 31.03.2018

Name :	Mr. Harishchandra Meghraj Bharuka
Designation :	Managing Director
Address :	A-11, Twin Towers Premises CHS Limited, Off Veer Savarkar Marg, Prabhadevi Mumbai - 400025, Maharashtra, India
Date of Birth/ Age :	22.06.1960
Date of Appointment :	01.04.2013
DIN No.:	00306084
Name :	Mr. Noel Naval Tata
Designation :	Director
Address :	Windmere Cuffe Parade Colaba, Mumbai – 400005, Maharashtra, India
Date of Birth/ Age :	11.12.1956
Date of Appointment :	24.06.2008
DIN No.:	00024713
Name :	Mr. Pradip Panalal Shah
Designation :	Director
Address :	72A Embassy Apartments 7th Floor, Napean Sea Road, Mumbai – 400006, Maharashtra, India
Date of Birth/ Age :	01.07.1953
Date of Appointment :	30.01.2007
DIN No.:	00066242
Name :	Mrs. Brinda Anand Somaya
Designation :	Director

DISCLAIMER : This Report is **PRIVATE & CONFIDENTIAL** and it is prepared at the request of and for its use by the Subscriber only. The Subscriber shall use the contents of the Report merely as an aid to its business. Mira Inform Private Limited ("MIPL") has collated information/data in the Report, which have not been verified unless otherwise specifically mentioned in the Report. The Subscriber shall independently verify the accuracy and correctness of the information/data before in any way acting upon the same. MIPL shall not be liable for any harm, injury, loss or damage caused to the Subscriber due to default by the Subscriber's debtors/beneficiaries in fulfilling their obligations of any nature whatsoever. This Report or any of its portion shall not be used as a documentary evidence or otherwise before any investigative agencies or forum of law. This Report is confidential and proprietary to MIPL. The Subscriber and/or any other person(s) may not reproduce, publish or disclose any of the contents of the Report to others without the express authorization of MIPL. This Report is prepared and issued to the Subscriber without any risk, responsibility or liability on the part of MIPL or its officials.

Address :	A-17, Sterling Apartments, 38, Pedder Road, Mumbai – 400026, Maharashtra, India
Date of Birth/ Age :	28.06.1949
Date of Appointment :	16.03.2015
DIN No.:	00358908
Name :	Mr. Masaru Tanaka
Designation :	Director
Address :	2-26-1-721,Nishi Okamoto, Higasinada-Ku, Hyogo Prefecture, Kobe City 6580073, Japan
Date of Appointment :	04.05.2013
DIN No.:	06566867
Name :	Hidenori Furukawa
Designation :	Director
Address :	Deer Court Tachibana 305, 22-15, 3-Chome, Tachibanamachi, Amagasaki City 6610025, Japan
Date of Appointment :	22.07.2014
DIN No.:	06924589
Name :	Katsuhiko Kato
Designation :	Casual Vacancy Director
Address :	152-0002 5-57, Megurohoncho, Meguro-Ku, Tokyo 1520002, Japan
Date of Appointment :	29.07.2016
DIN No.:	07556964
Name :	Mr. Anuj Jain
Designation :	Whole-time Director
Address :	B - 207, Nestle 1, P. B. Marg Lower Parel, Mumbai - 400013, Maharashtra, India
Date of Appointment :	01.04.2018
DIN No.:	08091524

KEY EXECUTIVES

Name :	Mr. Gomatam Thirumalai Govindarajan
Designation :	Company Secretary
Address :	F-203, Lloyds Estate, VIT College Marg, Wadala (East), Mumbai – 400 037, Maharashtra, India
Date of Birth :	16.11.1964
Date of Appointment :	01.10.1993
PAN No.:	AIDPG8250H
Name :	Mr. Prashant Devidas Pai
Designation :	Chief Finance Officer
Address :	9, Vrindavan 142D, Azad Road Vile Parle (East), Mumbai – 400057,

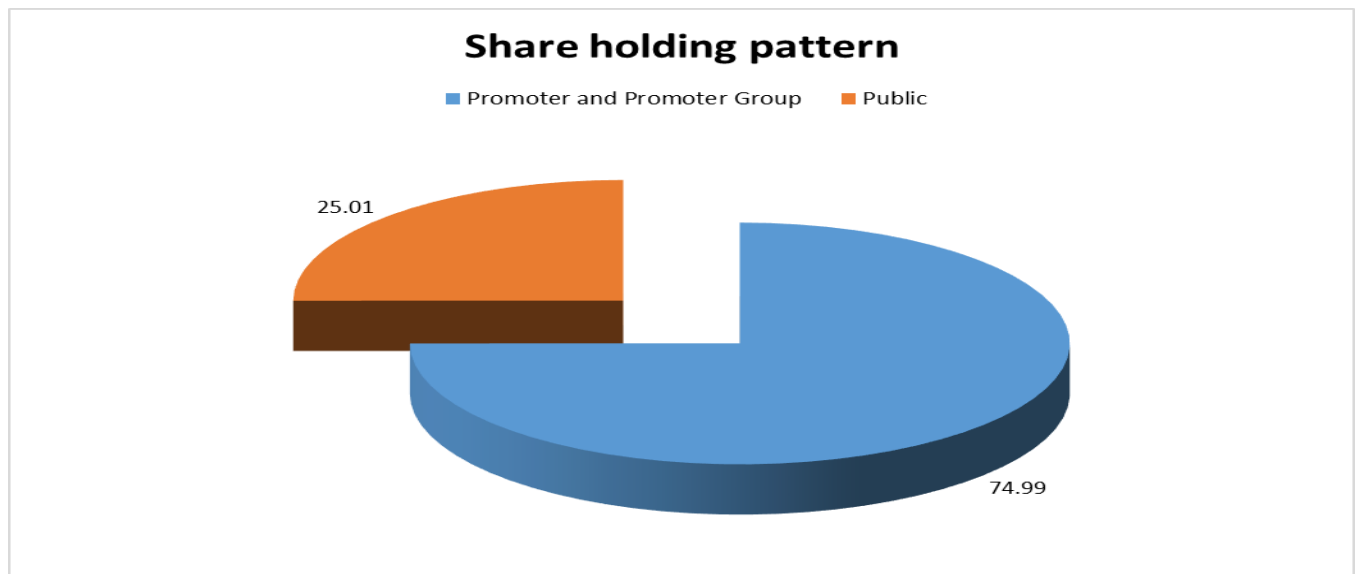
DISCLAIMER : This Report is **PRIVATE & CONFIDENTIAL** and it is prepared at the request of and for its use by the Subscriber only. The Subscriber shall use the contents of the Report merely as an aid to its business. Mira Inform Private Limited ("MIPL") has collated information/data in the Report, which have not been verified unless otherwise specifically mentioned in the Report. The Subscriber shall independently verify the accuracy and correctness of the information/data before in any way acting upon the same. MIPL shall not be liable for any harm, injury, loss or damage caused to the Subscriber due to default by the Subscriber's debtors/beneficiaries in fulfilling their obligations of any nature whatsoever. This Report or any of its portion shall not be used as a documentary evidence or otherwise before any investigative agencies or forum of law. This Report is confidential and proprietary to MIPL. The Subscriber and/or any other person(s) may not reproduce, publish or disclose any of the contents of the Report to others without the express authorization of MIPL. This Report is prepared and issued to the Subscriber without any risk, responsibility or liability on the part of MIPL or its officials.

	Maharashtra, India
Date of Appointment :	30.01.2015
PAN No.:	AAJPP1133C

MAJOR SHAREHOLDERS / SHAREHOLDING PATTERN

AS ON: 30.06.2018

Names of Shareholders	No. of Shares	% age holding
(A) Promoter and Promoter Group	404135898	74.99
(B) Public	134783822	25.01
Grand Total	538919720	100.00



Statement showing shareholding pattern of the Promoter and Promoter Group

Category of shareholder	Nos. of shareholders	No. of fully paid up equity shares held	Total nos. shares held	Shareholding as a % of total no. of shares (calculated as per SCRR, 1957) As a % of (A+B+C2)	Number of equity shares held in dematerialized form
A1) Indian				0.00	
A2) Foreign				0.00	
Any Other (specify)	1	40,41,35,898	40,41,35,898	74.99	40,41,35,898
KANSAI	1	40,41,35,898	40,41,35,898	74.99	40,41,35,898

DISCLAIMER : This Report is **PRIVATE & CONFIDENTIAL** and it is prepared at the request of and for its use by the Subscriber only. The Subscriber shall use the contents of the Report merely as an aid to its business. Mira Inform Private Limited ("MIPL") has collated information/data in the Report, which have not been verified unless otherwise specifically mentioned in the Report. The Subscriber shall independently verify the accuracy and correctness of the information/data before in any way acting upon the same. MIPL shall not be liable for any harm, injury, loss or damage caused to the Subscriber due to default by the Subscriber's debtors/beneficiaries in fulfilling their obligations of any nature whatsoever. This Report or any of its portion shall not be used as a documentary evidence or otherwise before any investigative agencies or forum of law. This Report is confidential and proprietary to MIPL. The Subscriber and/or any other person(s) may not reproduce, publish or disclose any of the contents of the Report to others without the express authorization of MIPL. This Report is prepared and issued to the Subscriber without any risk, responsibility or liability on the part of MIPL or its officials.

PAINT COMPANY LIMITED					
Sub Total A2	1	40,41,35,898	40,41,35,898	74.99	40,41,35,898
A=A1+A2	1	40,41,35,898	40,41,35,898	74.99	40,41,35,898

Statement showing shareholding pattern of the Public shareholder

Category & Name of the Shareholders	No. of shareholder	No. of fully paid up equity shares held	Total no. shares held	Shareholding % calculated as per SCRR, 1957 As a % of (A+B+C2)	No. of Voting Rights	Total as a % of Total Voting right	No. of equity shares held in dematerialized form(Not Applicable)
B1) Institutions	0	0		0.00		0.00	
Mutual Funds/	19	26876032	2,68,76,032	4.99	2,68,76,032	4.99	2,68,62,882
ADITYA BIRLA SUN LIFE TRUSTEE PRIVATE LIMITED A/C ADITYA BIRLA SUN LIFE ADVANTAGE FUND	1	8925284	89,25,284	1.66	89,25,284	1.66	89,25,284
Alternate Investment Funds	10	2052241	20,52,241	0.38	20,52,241	0.38	20,52,241
Foreign Portfolio Investors	108	29832265	2,98,32,265	5.54	2,98,32,265	5.54	2,98,32,265
Aberdeen Global	1	10802321	1,08,02,321	2.00	1,08,02,321	2.00	1,08,02,321
Financial Institutions/ Banks	4	81015	81,015	0.02	81,015	0.02	81,015
Insurance Companies	9	25148376	2,51,48,376	4.67	2,51,48,376	4.67	2,51,48,376
ICICI PRUDENTIAL LIFE INSURANCE COMPANY	1	8644320	86,44,320	1.60	86,44,320	1.60	86,44,320

DISCLAIMER : This Report is **PRIVATE & CONFIDENTIAL** and it is prepared at the request of and for its use by the Subscriber only. The Subscriber shall use the contents of the Report merely as an aid to its business. Mira Inform Private Limited ("MIPL") has collated information/data in the Report, which have not been verified unless otherwise specifically mentioned in the Report. The Subscriber shall independently verify the accuracy and correctness of the information/data before in any way acting upon the same. MIPL shall not be liable for any harm, injury, loss or damage caused to the Subscriber due to default by the Subscriber's debtors/beneficiaries in fulfilling their obligations of any nature whatsoever. This Report or any of its portion shall not be used as a documentary evidence or otherwise before any investigative agencies or forum of law. This Report is confidential and proprietary to MIPL. The Subscriber and/or any other person(s) may not reproduce, publish or disclose any of the contents of the Report to others without the express authorization of MIPL. This Report is prepared and issued to the Subscriber without any risk, responsibility or liability on the part of MIPL or its officials.

LIMITED							
Sub Total B1	150	83989929	8,39,89,929	15.58	8,39,89,929	15.58	8,39,76,779
B2) Central Government/ State Government(s) / President of India	0	0		0.00		0.00	
B3) Non-Institutions	0	0		0.00		0.00	
Individual share capital upto INR 0.200 Million	43943	39911650	3,99,11,650	7.41	3,99,11,650	7.41	3,61,46,940
Individual share capital in excess of INR 0.200 Million	9	3108893	31,08,893	0.58	31,08,893	0.58	29,08,553
NBFCs registered with RBI	8	152077	1,52,077	0.03	1,52,077	0.03	1,52,077
Any Other (specify)	3151	7621273	76,21,273	1.41	76,21,273	1.41	75,50,283
Trusts	10	336713	3,36,713	0.06	3,36,713	0.06	3,36,713
Bodies Corporate	352	4000277	40,00,277	0.74	40,00,277	0.74	39,51,687
HUF	1	1182891	11,82,891	0.22	11,82,891	0.22	11,82,891
Non-Resident Indian (NRI)	1695	1528103	15,28,103	0.28	15,28,103	0.28	15,05,703
LLP	19	53268	53,268	0.01	53,268	0.01	53,268
Clearing Members	199	402171	4,02,171	0.07	4,02,171	0.07	4,02,171
IEPF	1	117850	1,17,850	0.02	1,17,850	0.02	1,17,850
Sub Total B3	47111	50793893	5,07,93,893	9.43	5,07,93,893	9.43	4,67,57,853
B=B1+B2+B3	47261	134783822	13,47,83,822	25.01	13,47,83,822	25.01	13,07,34,632

BUSINESS DETAILS

Line of Business :	Subject is engaged in the Manufacturing of Paints. [Registered Activity]	
Products :	NIC Code No.	Product Descriptions
	20221	Paints

DISCLAIMER : This Report is **PRIVATE & CONFIDENTIAL** and it is prepared at the request of and for its use by the Subscriber only. The Subscriber shall use the contents of the Report merely as an aid to its business. Mira Inform Private Limited ("MIPL") has collated information/data in the Report, which have not been verified unless otherwise specifically mentioned in the Report. The Subscriber shall independently verify the accuracy and correctness of the information/data before in any way acting upon the same. MIPL shall not be liable for any harm, injury, loss or damage caused to the Subscriber due to default by the Subscriber's debtors/beneficiaries in fulfilling their obligations of any nature whatsoever. This Report or any of its portion shall not be used as a documentary evidence or otherwise before any investigative agencies or forum of law. This Report is confidential and proprietary to MIPL. The Subscriber and/or any other person(s) may not reproduce, publish or disclose any of the contents of the Report to others without the express authorization of MIPL. This Report is prepared and issued to the Subscriber without any risk, responsibility or liability on the part of MIPL or its officials.

Brand Names :	Not Available
Agencies Held :	Not Available
Exports :	Not Divulged
Imports :	Not Divulged
Terms :	
Selling :	Not Divulged
Purchasing :	Not Divulged

PRODUCTION STATUS: NOT AVAILABLE

GENERAL INFORMATION

Suppliers :	Reference:	Not Divulged
	Name of the Person (Designation):	--
	Contact Number:	--
	Since how long known:	--
	Maximum limit dealt:	--
	Experience:	--
	Remark	--
Customers :	Reference:	Not Divulged
	Name of the Person (Designation):	--
	Contact Number:	--
	Since how long known:	--
	Maximum limit dealt:	--
	Experience:	--
	Remark	--
No. of Employees :	2861 [Approximately]	
Bankers :	<ul style="list-style-type: none"> • Union Bank of India • Standard Chartered Bank • HDFC Bank Limited • BNP Paribas 	

DISCLAIMER : This Report is **PRIVATE & CONFIDENTIAL** and it is prepared at the request of and for its use by the Subscriber only. The Subscriber shall use the contents of the Report merely as an aid to its business. Mira Inform Private Limited ("MIPL") has collated information/data in the Report, which have not been verified unless otherwise specifically mentioned in the Report. The Subscriber shall independently verify the accuracy and correctness of the information/data before in any way acting upon the same. MIPL shall not be liable for any harm, injury, loss or damage caused to the Subscriber due to default by the Subscriber's debtors/beneficiaries in fulfilling their obligations of any nature whatsoever. This Report or any of its portion shall not be used as a documentary evidence or otherwise before any investigative agencies or forum of law. This Report is confidential and proprietary to MIPL. The Subscriber and/or any other person(s) may not reproduce, publish or disclose any of the contents of the Report to others without the express authorization of MIPL. This Report is prepared and issued to the Subscriber without any risk, responsibility or liability on the part of MIPL or its officials.

Auditors :	
Name :	B S R and Company Chartered Accountants
Memberships :	Not Available
Collaborators :	Not Available
Fellow Subsidiary:	<ul style="list-style-type: none"> • Kansai Paint Philippines Inc • Kansai Altan Boya Sanayi Ve Ticaret A.S • Kansai Plascon Kenya Limited • Kansai Paint Asia Pacific SDN.BHD
Parent and ultimate controlling entity	Kansai Paint Co., Limited
Subsidiary	<ul style="list-style-type: none"> • KNP Japan Private Limited • Kansai Paints Lanka (Private) Limited
Parent and ultimate controlling entity	Kansai Paint Co., Limited, Japan

CAPITAL STRUCTURE

AS ON: 31.03.2018

Authorised Capital:

No. of Shares	Type	Value	Amount
600000000	Equity Shares	INR 1/- each	INR 600.000 Million

Issued, Subscribed & Paid-up Capital:

No. of Shares	Type	Value	Amount
538919720	Equity Shares	INR 1/- each	INR 538.900 Million

Details of Shareholders holding more than 5% of shares and details of shares held by Holding Company:

Holding Company:	31.03.2018	
	No. of Shares	%
Kansai Paint Co., Ltd., Japan	404135898	74.99

The Company has issued one class of shares, i.e. equity shares, which enjoys similar rights in respect of voting, payment of dividend and repayment of capital. On winding up of the Company, the holders of equity shares will be

DISCLAIMER : This Report is **PRIVATE & CONFIDENTIAL** and it is prepared at the request of and for its use by the Subscriber only. The Subscriber shall use the contents of the Report merely as an aid to its business. Mira Inform Private Limited ("MIPL") has collated information/data in the Report, which have not been verified unless otherwise specifically mentioned in the Report. The Subscriber shall independently verify the accuracy and correctness of the information/data before in any way acting upon the same. MIPL shall not be liable for any harm, injury, loss or damage caused to the Subscriber due to default by the Subscriber's debtors/beneficiaries in fulfilling their obligations of any nature whatsoever. This Report or any of its portion shall not be used as a documentary evidence or otherwise before any investigative agencies or forum of law. This Report is confidential and proprietary to MIPL. The Subscriber and/or any other person(s) may not reproduce, publish or disclose any of the contents of the Report to others without the express authorization of MIPL. This Report is prepared and issued to the Subscriber without any risk, responsibility or liability on the part of MIPL or its officials.

entitled to receive the residual assets of the Company, remaining after distribution of all preferential amounts in proportion to the number of equity shares held.

Reconciliation of the number of shares outstanding:

Particulars	31.03.2018
	No. of Shares
Number of shares at the beginning of the year	538919720
Issued during the year	--
Number of shares at the end of the year	538919720

Capital Management

For the purpose of the Company's capital management, capital includes issued equity share capital and all other equity reserves attributable to the equity holders of the Company. The Company's policy is to maintain a strong capital base so as to maintain investor, creditor and market confidence and to sustain future development of the business. Management monitors the return on capital, as well as the levels of dividends to equity shareholders. The Company is not subject to any externally imposed capital requirements.

FINANCIAL DATA
[all figures are in INR Million]

ABRIDGED BALANCE SHEET [STANDALONE]

SOURCES OF FUNDS	31.03.2018	31.03.2017	31.03.2016
I. EQUITY AND LIABILITIES			
(1) Shareholders' Funds			
(a) Share Capital	538.900	538.900	538.900
(b) Reserves & Surplus	30712.300	27514.300	24489.800
(c) Money received against share warrants	0.000	0.000	0.000
(2) Share Application money pending allotment	0.000	0.000	0.000
Total Shareholders' Funds (1) + (2)	31251.200	28053.200	25028.700
(3) Non-Current Liabilities			
(a) Long-term borrowings	97.100	183.300	287.900
(b) Deferred tax liabilities (Net)	804.200	792.100	126.200
(c) Other long term liabilities	0.000	0.000	0.000
(d) long-term provisions	0.000	0.000	40.500
Total Non-current Liabilities (3)	901.300	975.400	454.600
(4) Current Liabilities			
(a) Short term borrowings	0.000	0.000	0.000
(b) Trade payables	6835.800	5502.000	5429.800
(c) Other current liabilities	1479.000	1210.400	1044.900
(d) Short-term provisions	211.300	232.600	152.200
Total Current Liabilities (4)	8526.100	6945.000	6626.900
TOTAL	40678.600	35973.600	32110.200
II. ASSETS			
(1) Non-current assets			
(a) Fixed Assets			
(i) Tangible assets	10042.800	9455.300	9258.600
(ii) Intangible Assets	21.200	8.900	5.200
(iii) Capital work-in-progress	3430.900	1421.200	419.500
(iv) Intangible assets under development	0.000	0.000	0.000
(b) Non-current Investments	259.900	222.100	113.300
(c) Deferred tax assets (net)	0.000	0.000	0.000
(d) Long-term Loan and Advances	112.600	103.100	99.400
(e) Other Non-current assets	1504.900	1216.400	620.000
Total Non-Current Assets	15372.300	12427.000	10516.000

DISCLAIMER : This Report is **PRIVATE & CONFIDENTIAL** and it is prepared at the request of and for its use by the Subscriber only. The Subscriber shall use the contents of the Report merely as an aid to its business. Mira Inform Private Limited ("MIPL") has collated information/data in the Report, which have not been verified unless otherwise specifically mentioned in the Report. The Subscriber shall independently verify the accuracy and correctness of the information/data before in any way acting upon the same. MIPL shall not be liable for any harm, injury, loss or damage caused to the Subscriber due to default by the Subscriber's debtors/beneficiaries in fulfilling their obligations of any nature whatsoever. This Report or any of its portion shall not be used as a documentary evidence or otherwise before any investigative agencies or forum of law. This Report is confidential and proprietary to MIPL. The Subscriber and/or any other person(s) may not reproduce, publish or disclose any of the contents of the Report to others without the express authorization of MIPL. This Report is prepared and issued to the Subscriber without any risk, responsibility or liability on the part of MIPL or its officials.

(2) Current assets			
(a) Current investments	5199.600	5307.500	5355.600
(b) Inventories	8057.600	6913.100	5717.100
(c) Trade receivables	6756.900	5717.100	5246.200
(d) Cash and cash equivalents	3609.100	2496.900	4778.900
(e) Short-term loans and advances	303.400	2454.100	102.600
(f) Other current assets	1379.700	657.900	393.800
Total Current Assets	25306.300	23546.600	21594.200
TOTAL	40678.600	35973.600	32110.200

PROFIT & LOSS ACCOUNT

	PARTICULARS	31.03.2018	31.03.2017	31.03.2016
	SALES			
	Revenue from Operations	47370.100	45310.500	42455.200
	Other Income	724.200	982.200	273.500
	TOTAL	48094.300	46292.700	42728.700
Less	EXPENSES			
	Cost of Materials Consumed	26748.800	21907.800	21873.300
	Purchases of Stock-in-Trade	2136.400	1864.300	1748.400
	Changes in inventories of finished goods, work-in-progress and Stock-in-Trade	(1144.500)	(342.600)	(138.100)
	Employees benefits expense	2265.600	1981.200	1701.100
	Excise duty on sale of goods	1504.400	5319.800	5069.900
	Profit on sale on non-current assets held for sale	0.000	0.000	(5353.400)
	Other expenses	7961.700	7273.100	6400.800
	TOTAL	39472.400	38003.600	31302.000
	PROFIT BEFORE INTEREST, TAX, DEPRECIATION AND AMORTISATION	8621.900	8289.100	11426.700
Less	FINANCIAL EXPENSES	0.000	0.000	0.000
	PROFIT BEFORE TAX, DEPRECIATION AND AMORTISATION	8621.900	8289.100	11426.700
Less/ Add	DEPRECIATION/ AMORTISATION	757.900	694.900	677.200
	PROFIT BEFORE TAX	7864.000	7594.200	10749.500

DISCLAIMER : This Report is **PRIVATE & CONFIDENTIAL** and it is prepared at the request of and for its use by the Subscriber only. The Subscriber shall use the contents of the Report merely as an aid to its business. Mira Inform Private Limited ("MIPL") has collated information/data in the Report, which have not been verified unless otherwise specifically mentioned in the Report. The Subscriber shall independently verify the accuracy and correctness of the information/data before in any way acting upon the same. MIPL shall not be liable for any harm, injury, loss or damage caused to the Subscriber due to default by the Subscriber's debtors/beneficiaries in fulfilling their obligations of any nature whatsoever. This Report or any of its portion shall not be used as a documentary evidence or otherwise before any investigative agencies or forum of law. This Report is confidential and proprietary to MIPL. The Subscriber and/or any other person(s) may not reproduce, publish or disclose any of the contents of the Report to others without the express authorization of MIPL. This Report is prepared and issued to the Subscriber without any risk, responsibility or liability on the part of MIPL or its officials.

Less	TAX	2700.000	2534.800	1761.000
	PROFIT AFTER TAX	5164.000	5059.400	8988.500
	EARNINGS IN FOREIGN CURRENCY			
	F.O.B. Value of Exports	49.500	22.400	11.000
	Recovery of Freight and Other Charges on Exports	1.000	0.500	0.500
	TOTAL EXPORTS	50.500	22.900	11.500
	IMPORTS			
	Raw Materials	10345.600	9020.900	7976.900
	Stores and Spare Parts	25.900	15.700	11.200
	Finished Products	321.100	224.500	249.800
	Capital Goods	228.100	75.200	26.300
	TOTAL IMPORTS	10920.700	9336.300	8264.200
	Earnings Per Share (INR)	9.58	9.39	16.68

CURRENT MATURITIES OF LONG TERM DEBT DETAILS

PARTICULARS	31.03.2017	31.03.2016	31.03.2015
Current Maturities of Long term borrowings	86.200	104.500	166.500
Cash Generated from Operations	6507.000	5693.800	6380.700
Net Cash Flow generated from Operating Activities	3773.700	3449.600	3895.700

KEY RATIOS

EFFICIENCY RATIOS

PARTICULARS	31.03.2017	31.03.2016	31.03.2015
Average Collection Days (Sundry Debtors / Income * 365 Days)	52.06	46.05	45.10
Account Receivables Turnover (Income / Sundry Debtors)	7.01	7.93	8.09
Average Payment Days (Sundry Creditors / Purchases * 365 Days)	86.38	84.48	83.90
Inventory Turnover	1.07	1.20	2.00

DISCLAIMER : This Report is **PRIVATE & CONFIDENTIAL** and it is prepared at the request of and for its use by the Subscriber only. The Subscriber shall use the contents of the Report merely as an aid to its business. Mira Inform Private Limited ("MIPL") has collated information/data in the Report, which have not been verified unless otherwise specifically mentioned in the Report. The Subscriber shall independently verify the accuracy and correctness of the information/data before in any way acting upon the same. MIPL shall not be liable for any harm, injury, loss or damage caused to the Subscriber due to default by the Subscriber's debtors/beneficiaries in fulfilling their obligations of any nature whatsoever. This Report or any of its portion shall not be used as a documentary evidence or otherwise before any investigative agencies or forum of law. This Report is confidential and proprietary to MIPL. The Subscriber and/or any other person(s) may not reproduce, publish or disclose any of the contents of the Report to others without the express authorization of MIPL. This Report is prepared and issued to the Subscriber without any risk, responsibility or liability on the part of MIPL or its officials.

(Operating Income / Inventories)			
Asset Turnover (Operating Income / Net Fixed Assets)	0.64	0.76	1.18

LEVERAGE RATIOS

PARTICULARS	31.03.2017	31.03.2016	31.03.2015
Debt Ratio (Borrowing + Current Liabilities) / Total Assets	0.21	0.20	0.22
Debt Equity Ratio (Total Liability / Networth)	0.01	0.01	0.02
Current Liabilities to Networth (Current Liabilities / Net Worth)	0.27	0.25	0.26
Fixed Assets to Networth (Net Fixed Assets / Networth)	0.43	0.39	0.39
Interest Coverage Ratio (PBIT / Financial Charges)	0.00	0.00	0.00

PROFITABILITY RATIOS

PARTICULARS		31.03.2017	31.03.2016	31.03.2015
Net Profit Margin ((PAT / Sales) * 100)	%	10.90	11.17	21.17
Return on Total Assets ((PAT / Total Assets) * 100)	%	12.69	14.06	27.99
Return on Investment (ROI) ((PAT / Networth) * 100)	%	16.52	18.04	35.91

SOLVENCY RATIOS

PARTICULARS	31.03.2017	31.03.2016	31.03.2015
Current Ratio (Current Assets / Current Liabilities)	2.97	3.39	3.26
Quick Ratio ((Current Assets – Inventories) / Current Liabilities)	2.02	2.40	2.40

DISCLAIMER : This Report is **PRIVATE & CONFIDENTIAL** and it is prepared at the request of and for its use by the Subscriber only. The Subscriber shall use the contents of the Report merely as an aid to its business. Mira Inform Private Limited ("MIPL") has collated information/data in the Report, which have not been verified unless otherwise specifically mentioned in the Report. The Subscriber shall independently verify the accuracy and correctness of the information/data before in any way acting upon the same. MIPL shall not be liable for any harm, injury, loss or damage caused to the Subscriber due to default by the Subscriber's debtors/beneficiaries in fulfilling their obligations of any nature whatsoever. This Report or any of its portion shall not be used as a documentary evidence or otherwise before any investigative agencies or forum of law. This Report is confidential and proprietary to MIPL. The Subscriber and/or any other person(s) may not reproduce, publish or disclose any of the contents of the Report to others without the express authorization of MIPL. This Report is prepared and issued to the Subscriber without any risk, responsibility or liability on the part of MIPL or its officials.

G-Score Ratio Financial (Networth / Total Assets)	0.77	0.78	0.78
G-Score Ratio Debt (Debts / Equity Capital)	0.34	0.53	0.84
G-Score Ratio Liquidity (Total Current Assets / Total Current Liabilities)	2.97	3.39	3.26

Total Liability = Short-term Debt + Long-term Debt + Current Maturities of Long-term debts

STOCK PRICES

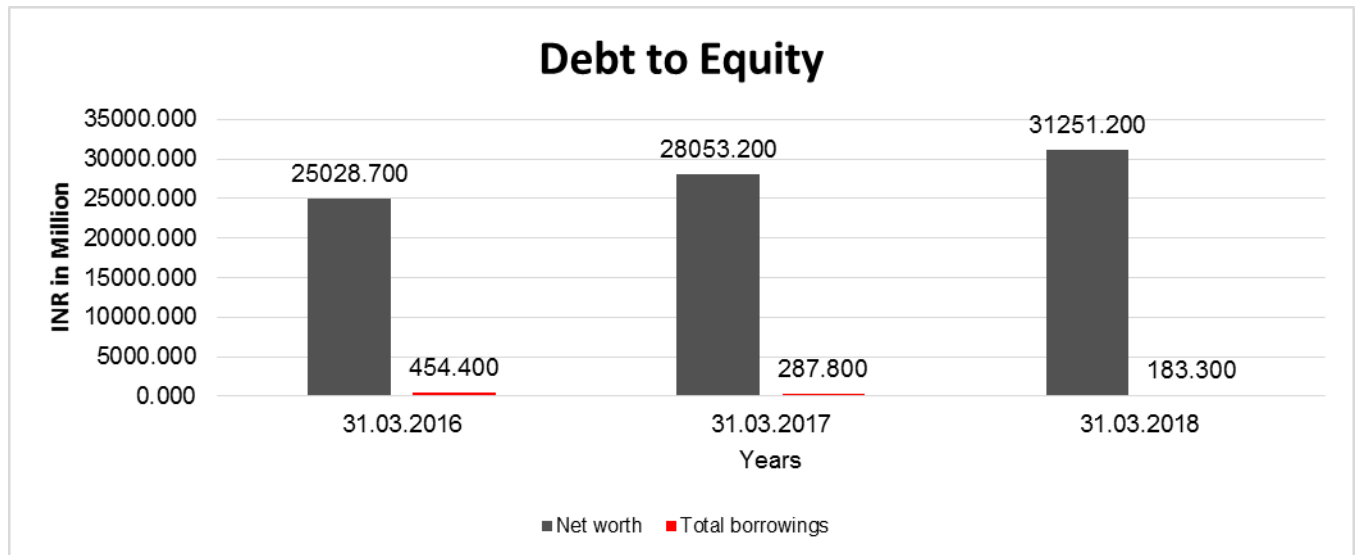
Face Value	INR 1/-
Market Value	INR 456/-

DISCLAIMER : This Report is **PRIVATE & CONFIDENTIAL** and it is prepared at the request of and for its use by the Subscriber only. The Subscriber shall use the contents of the Report merely as an aid to its business. Mira Inform Private Limited ("MIPL") has collated information/data in the Report, which have not been verified unless otherwise specifically mentioned in the Report. The Subscriber shall independently verify the accuracy and correctness of the information/data before in any way acting upon the same. MIPL shall not be liable for any harm, injury, loss or damage caused to the Subscriber due to default by the Subscriber's debtors/beneficiaries in fulfilling their obligations of any nature whatsoever. This Report or any of its portion shall not be used as a documentary evidence or otherwise before any investigative agencies or forum of law. This Report is confidential and proprietary to MIPL. The Subscriber and/or any other person(s) may not reproduce, publish or disclose any of the contents of the Report to others without the express authorization of MIPL. This Report is prepared and issued to the Subscriber without any risk, responsibility or liability on the part of MIPL or its officials.

FINANCIAL ANALYSIS
[all figures are in INR Million]

DEBT EQUITY RATIO

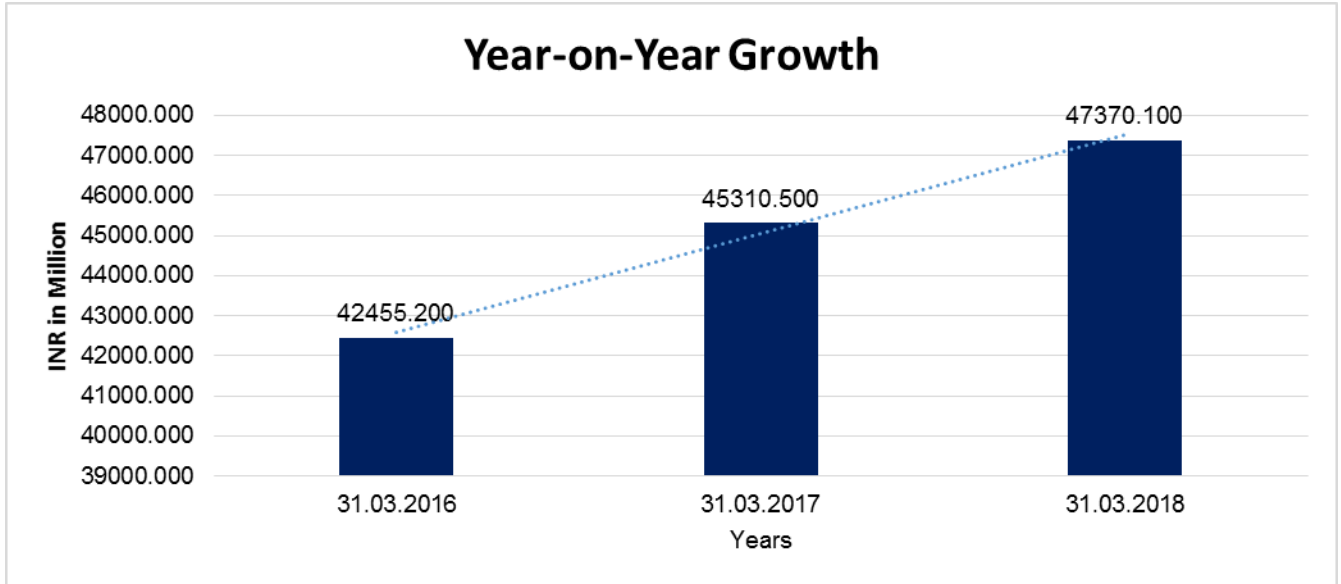
Particular	31.03.2016	31.03.2017	31.03.2018
	INR In Million	INR In Million	INR In Million
Share Capital	538.900	538.900	538.900
Reserves & Surplus	24489.800	27514.300	30712.300
Money received against share warrants	0.000	0.000	0.000
Share Application money pending allotment	0.000	0.000	0.000
Net worth	25028.700	28053.200	31251.200
long-term borrowings	287.900	183.300	97.100
Short term borrowings	0.000	0.000	0.000
Current Maturities of Long term debt	166.500	104.500	86.200
Total borrowings	454.400	287.800	183.300
Debt/Equity ratio	0.018	0.010	0.006



YEAR-ON-YEAR GROWTH

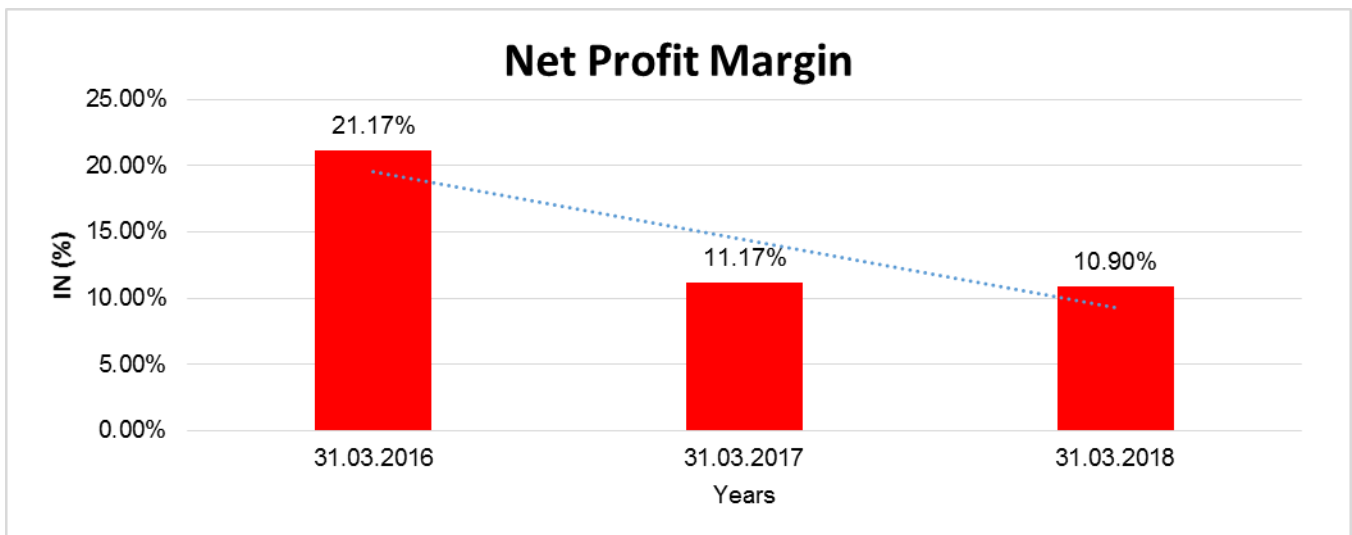
Year on Year Growth	31.03.2016	31.03.2017	31.03.2018
	INR In Million	INR In Million	INR In Million
Sales	42455.200	45310.500	47370.100
		6.725	4.546

DISCLAIMER : This Report is **PRIVATE & CONFIDENTIAL** and it is prepared at the request of and for its use by the Subscriber only. The Subscriber shall use the contents of the Report merely as an aid to its business. Mira Inform Private Limited ("MIPL") has collated information/data in the Report, which have not been verified unless otherwise specifically mentioned in the Report. The Subscriber shall independently verify the accuracy and correctness of the information/data before in any way acting upon the same. MIPL shall not be liable for any harm, injury, loss or damage caused to the Subscriber due to default by the Subscriber's debtors/beneficiaries in fulfilling their obligations of any nature whatsoever. This Report or any of its portion shall not be used as a documentary evidence or otherwise before any investigative agencies or forum of law. This Report is confidential and proprietary to MIPL. The Subscriber and/or any other person(s) may not reproduce, publish or disclose any of the contents of the Report to others without the express authorization of MIPL. This Report is prepared and issued to the Subscriber without any risk, responsibility or liability on the part of MIPL or its officials.



NET PROFIT MARGIN

Net Profit Margin	31.03.2016	31.03.2017	31.03.2018
	INR In Million	INR In Million	INR In Million
Sales	42455.200	45310.500	47370.100
Profit	8988.500	5059.400	5164.000
	21.17%	11.17%	10.90%



DISCLAIMER : This Report is **PRIVATE & CONFIDENTIAL** and it is prepared at the request of and for its use by the Subscriber only. The Subscriber shall use the contents of the Report merely as an aid to its business. Mira Inform Private Limited ("MIPL") has collated information/data in the Report, which have not been verified unless otherwise specifically mentioned in the Report. The Subscriber shall independently verify the accuracy and correctness of the information/data before in any way acting upon the same. MIPL shall not be liable for any harm, injury, loss or damage caused to the Subscriber due to default by the Subscriber's debtors/beneficiaries in fulfilling their obligations of any nature whatsoever. This Report or any of its portion shall not be used as a documentary evidence or otherwise before any investigative agencies or forum of law. This Report is confidential and proprietary to MIPL. The Subscriber and/or any other person(s) may not reproduce, publish or disclose any of the contents of the Report to others without the express authorization of MIPL. This Report is prepared and issued to the Subscriber without any risk, responsibility or liability on the part of MIPL or its officials.

ABRIDGED BALANCE SHEET [CONSOLIDATED]

SOURCES OF FUNDS		31.03.2018	31.03.2017
I. EQUITY AND LIABILITIES			
(1) Shareholders' Funds			
(a) Share Capital		538.900	538.900
(b) Reserves & Surplus		30784.300	27606.100
(c) Non-controlling interests		163.800	152.500
(2) Share Application money pending allotment		0.000	0.000
Total Shareholders' Funds (1) + (2)		31487.000	28297.500
(3) Non-Current Liabilities			
(a) Long-term borrowings		97.100	182.000
(b) Deferred tax liabilities (Net)		813.800	794.700
(c) Other long term liabilities		0.000	0.000
(d) long-term provisions		1.300	0.000
Total Non-current Liabilities (3)		912.200	976.700
(4) Current Liabilities			
(a) Short term borrowings		168.300	0.000
(b) Trade payables		6998.700	5606.600
(c) Other current liabilities		1521.600	1247.100
(d) Short-term provisions		211.400	234.600
Total Current Liabilities (4)		8900.000	7088.300
TOTAL		41299.200	36362.500
II. ASSETS			
(1) Non-current assets			
(a) Fixed Assets			
(i) Tangible assets		10307.200	9541.100
(ii) Intangible Assets		46.400	31.700
(iii) Capital work-in-progress		3459.800	1543.700
(iv) Intangible assets under development		0.000	0.000
(b) Non-current Investments		8.900	8.700
(c) Deferred tax assets (net)		0.000	0.000
(d) Long-term Loan and Advances		122.100	112.900
(e) Other Non-current assets		1504.900	1221.700
Total Non-Current Assets		15449.300	12459.800
(2) Current assets			
(a) Current investments		5199.600	5307.500
(b) Inventories		8291.800	7032.000

DISCLAIMER : This Report is **PRIVATE & CONFIDENTIAL** and it is prepared at the request of and for its use by the Subscriber only. The Subscriber shall use the contents of the Report merely as an aid to its business. Mira Inform Private Limited ("MIPL") has collated information/data in the Report, which have not been verified unless otherwise specifically mentioned in the Report. The Subscriber shall independently verify the accuracy and correctness of the information/data before in any way acting upon the same. MIPL shall not be liable for any harm, injury, loss or damage caused to the Subscriber due to default by the Subscriber's debtors/beneficiaries in fulfilling their obligations of any nature whatsoever. This Report or any of its portion shall not be used as a documentary evidence or otherwise before any investigative agencies or forum of law. This Report is confidential and proprietary to MIPL. The Subscriber and/or any other person(s) may not reproduce, publish or disclose any of the contents of the Report to others without the express authorization of MIPL. This Report is prepared and issued to the Subscriber without any risk, responsibility or liability on the part of MIPL or its officials.

(c) Trade receivables		7026.400	5904.400
(d) Cash and cash equivalents		3636.100	2614.400
(e) Short-term loans and advances		288.700	2375.500
(f) Other current assets		1407.300	668.900
Total Current Assets		25849.900	23902.700
TOTAL		41299.200	36362.500

PROFIT & LOSS ACCOUNT

	PARTICULARS	31.03.2018	31.03.2017
	SALES		
	Revenue from Operations	48085.200	45845.300
	Other Income	709.100	980.000
	TOTAL	48794.300	46825.300
Less	EXPENSES		
	Cost of Materials Consumed	27176.600	22168.800
	Purchases of Stock-in-Trade	2138.300	1865.000
	Changes in inventories of finished goods, work-in-progress and Stock-in-Trade	(1179.300)	(342.700)
	Employees benefits expense	2350.800	2025.700
	Excise duty on sale of goods	1504.400	5319.800
	Other expenses	8163.200	7434.700
	TOTAL	40154.000	38471.300
	PROFIT BEFORE INTEREST, TAX, DEPRECIATION AND AMORTISATION	8640.300	8354.000
Less	FINANCIAL EXPENSES	0.000	0.000
	PROFIT BEFORE TAX, DEPRECIATION AND AMORTISATION	8640.300	8354.000
Less/ Add	DEPRECIATION/ AMORTISATION	770.700	700.900
	PROFIT BEFORE TAX	7869.600	7653.100
Less	TAX	2737.500	2552.300
	PROFIT AFTER TAX	5132.100	5100.800
	Earnings Per Share (INR)	9.55	9.44

DISCLAIMER : This Report is **PRIVATE & CONFIDENTIAL** and it is prepared at the request of and for its use by the Subscriber only. The Subscriber shall use the contents of the Report merely as an aid to its business. Mira Inform Private Limited ("MIPL") has collated information/data in the Report, which have not been verified unless otherwise specifically mentioned in the Report. The Subscriber shall independently verify the accuracy and correctness of the information/data before in any way acting upon the same. MIPL shall not be liable for any harm, injury, loss or damage caused to the Subscriber due to default by the Subscriber's debtors/beneficiaries in fulfilling their obligations of any nature whatsoever. This Report or any of its portion shall not be used as a documentary evidence or otherwise before any investigative agencies or forum of law. This Report is confidential and proprietary to MIPL. The Subscriber and/or any other person(s) may not reproduce, publish or disclose any of the contents of the Report to others without the express authorization of MIPL. This Report is prepared and issued to the Subscriber without any risk, responsibility or liability on the part of MIPL or its officials.

LEGAL CASES

Industrial Court, Mumbai

Case Details

Case type: Complaint
Filing Number: 5000257/2007 Filing Date: 25.06.2007
Registration No.: 5000257/ 2007 Registration Date: 26.07.2007
CNR NO: MHIC01-000045-2007

Case Status

First Hearing Date: 14th October 2010
Next Hearing Date: 31st March 2016
Stage of Case: Stayed
Court No. and Judge: 3-Member

Petitioner and Advocate

1) Panits Emp. Union
Address: --
Advocate: D. Bhalerao Meens Doshi

Respondent and Advocate

Kansai Nerolac limited
Address: - Mumbai
Advocate: R. N. Shah

Acts

Under Act(s)	Under Section(s)
Maharashtra Recognition of Trade Union And Prevention of Unfair Labour Practices Act, 1971	---

History of Case Hearing

Registration No.	Judge	Business On Date	Hearing Date	Purpose of hearing
5000257/2007	--	14-10-2010	18-11-2010	Hearing on Interim Relief
5000257/2007	--	18-11-2010	23-12-2010	Hearing on Interim Relief
5000257/2007	--	23-12-2010	27-01-2011	Hearing on Interim Relief
5000257/2007	--	27-01-2011	18-02-2011	Hearing on Interim Relief
5000257/2007	--	18-02-2011	17-03-2011	Hearing on Interim Relief
5000257/2007	--	17-03-2011	21-03-2011	Hearing on Interim Relief
5000257/2007	--	21-03-2011	21-04-2011	Hearing on Interim Relief
5000257/2007	--	21-04-2011	16-06-2011	Hearing on Interim Relief

5000257/2007	Member	16-06-2011	21-07-2011	Hearing on Interim Relief
5000257/2007	Member	21-07-2011	16-09-2011	Hearing on Interim Relief
5000257/2007	Member	16-09-2011	20-10-2011	Hearing on Interim Relief
5000257/2007	Member	20-10-2011	04-11-2011	Hearing on Interim Relief
5000257/2007	Member	04-11-2011	25-11-2011	Hearing on Interim Relief
5000257/2007	Member	25-11-2011	16-12-2011	Hearing on Interim Relief
5000257/2007	Member	16-12-2011	23-12-2011	Hearing on Interim Relief
5000257/2007	Member	23-12-2011	05-01-2012	Hearing on Interim Relief
5000257/2007	Member	05-01-2012	19-01-2012	Say
5000257/2007	Member	19-01-2012	10-02-2012	Say
5000257/2007	Member	10-02-2012	22-06-2012	Hearing below Exh._____
5000257/2007	Member	22-06-2012	21-07-2012	Hearing below Exh._____
5000257/2007	Member	21-07-2012	10-08-2012	Hearing below Exh._____
5000257/2007	Member	10-08-2012	14-09-2012	Hearing below Exh._____
5000257/2007	Member	14-09-2012	11-10-2012	Hearing below Exh._____
5000257/2007	Member	11-10-2012	02-11-2012	Hearing below Exh._____
5000257/2007	Member	02-11-2012	30-11-2012	Hearing below Exh._____
5000257/2007	Member	30-11-2012	04-01-2013	Hearing below Exh._____
5000257/2007	Member	04-01-2013	01-02-2013	Hearing below Exh._____
5000257/2007	Member	01-02-2013	22-02-2013	Hearing below Exh._____
5000257/2007	Member	22-02-2013	15-03-2013	Hearing below Exh._____
5000257/2007	Member	15-03-2013	26-04-2013	Hearing below Exh._____
5000257/2007	Member	26-04-2013	10-05-2013	Hearing below Exh._____
5000257/2007	Member	10-05-2013	20-06-2013	Hearing below Exh._____
5000257/2007	Member	20-06-2013	20-07-2013	Hearing below Exh._____
5000257/2007	Member	20-07-2013	31-08-2013	Hearing below Exh._____
5000257/2007	Member	31-08-2013	07-09-2013	Hearing below Exh._____
5000257/2007	Member	07-09-2013	12-09-2013	Hearing below Exh._____
5000257/2007	Member	12-09-2013	17-09-2013	Say
5000257/2007	Member	17-09-2013	26-09-2013	Say
5000257/2007	Member	26-09-2013	01-10-2013	Order below Exh._____
5000257/2007	Member	01-10-2013	05-10-2013	Order below Exh._____
5000257/2007	Member	05-10-2013	10-10-2013	Order below Exh._____
5000257/2007	Member	10-10-2013	14-10-2013	Order below Exh._____
5000257/2007	Member	14-10-2013	19-10-2013	Order below Exh._____
5000257/2007	Member	19-10-2013	24-10-2013	Order below Exh._____
5000257/2007	Member	24-10-2013	07-11-2013	Order below Exh._____
5000257/2007	Member	07-11-2013	16-11-2013	Argument
5000257/2007	Member	16-11-2013	22-11-2013	Hearing below Exh._____
5000257/2007	Member	22-11-2013	06-12-2013	Hearing below Exh._____

DISCLAIMER : This Report is **PRIVATE & CONFIDENTIAL** and it is prepared at the request of and for its use by the Subscriber only. The Subscriber shall use the contents of the Report merely as an aid to its business. Mira Inform Private Limited ("MIPL") has collated information/data in the Report, which have not been verified unless otherwise specifically mentioned in the Report. The Subscriber shall independently verify the accuracy and correctness of the information/data before in any way acting upon the same. MIPL shall not be liable for any harm, injury, loss or damage caused to the Subscriber due to default by the Subscriber's debtors/beneficiaries in fulfilling their obligations of any nature whatsoever. This Report or any of its portion shall not be used as a documentary evidence or otherwise before any investigative agencies or forum of law. This Report is confidential and proprietary to MIPL. The Subscriber and/or any other person(s) may not reproduce, publish or disclose any of the contents of the Report to others without the express authorization of MIPL. This Report is prepared and issued to the Subscriber without any risk, responsibility or liability on the part of MIPL or its officials.

5000257/2007	Member	06-12-2013	20-12-2013	Hearing below Exh._____
5000257/2007	Member	20-12-2013	09-01-2014	Hearing below Exh._____
5000257/2007	Member	09-01-2014	31-01-2014	Hearing below Exh._____
5000257/2007	Member	31-01-2014	06-03-2014	Hearing below Exh._____
5000257/2007	Member	06-03-2014	27-03-2014	Hearing below Exh._____
5000257/2007	Member	27-03-2014	05-04-2014	Hearing below Exh._____
5000257/2007	Member	05-04-2014	10-04-2014	Hearing below Exh._____
5000257/2007	Member	10-04-2014	03-05-2014	Amendment
5000257/2007	Member	03-05-2014	16-06-2014	Reply
5000257/2007	Member	16-06-2014	05-07-2014	Reply
5000257/2007	Member	05-07-2014	16-07-2014	Amendment
5000257/2007	Member	16-07-2014	08-08-2014	Additional Issues
5000257/2007	Member	08-08-2014	28-08-2014	Hearing on Interim Relief
5000257/2007	Member	28-08-2014	25-09-2014	Argument
5000257/2007	Member	25-09-2014	05-11-2014	Argument
5000257/2007	Member	05-11-2014	18-11-2014	Documents Issues
5000257/2007	Member	18-11-2014	03-12-2014	Evidence
5000257/2007	Member	03-12-2014	15-12-2014	Evidence
5000257/2007	Member	15-12-2014	22-12-2014	Evidence
5000257/2007	Member	22-12-2014	08-01-2015	Evidence
5000257/2007	Member	08-01-2015	22-01-2015	Say
5000257/2007	Member	22-01-2015	13-02-2015	Hearing below Exh._____
5000257/2007	Member	13-02-2015	05-03-2015	Hearing below Exh._____
5000257/2007	Member	05-03-2015	13-03-2015	Order below Exh._____
5000257/2007	Member	13-03-2015	18-03-2015	Order below Exh._____
5000257/2007	Member	18-03-2015	19-03-2015	Order below Exh._____
5000257/2007	Member	19-03-2015	09-04-2015	Evidence
5000257/2007	Member	09-04-2015	08-05-2015	Evidence
5000257/2007	Member	08-05-2015	18-06-2015	Evidence
5000257/2007	Member	18-06-2015	09-07-2015	Evidence
5000257/2007	Member	09-07-2015	31-07-2015	Evidence
5000257/2007	Member	31-07-2015	20-08-2015	Evidence
5000257/2007	Member	20-08-2015	07-09-2015	Evidence
5000257/2007	Member	07-09-2015	08-10-2015	Evidence
5000257/2007	Member	08-10-2015	23-10-2015	Evidence
5000257/2007	Member	23-10-2015	31-10-2015	Evidence
5000257/2007	Member	31-10-2015	20-11-2015	Evidence
5000257/2007	Member	20-11-2015	01-12-2015	Evidence
5000257/2007	Member	01-12-2015	18-12-2015	Evidence
5000257/2007	Member	18-12-2015	21-01-2016	Stayed

5000257/2007	Member	21-01-2016	26-02-2016	Stayed
5000257/2007	Member	26-02-2016	31-03-2016	Stayed

Order

Order No.	Order Date	Order Details
1	10-04-2014	Copy of Judgment

**Senior Civil Judge cum RC, Central, THC
Case Details**

Case Type: CS SCJ-CIVIL suit for Civil Judge
Filing Number : 76578/ 2016 Filing Date: 20.10.2016
Registration Number: 602925/2016 Registration Date: 21.10.2016
CNR Number: DLCT03-006263-2016

Case Status

First Hearing Date: 21st October 2016
Next Hearing Date: 07th November 2016 Date Not Updated
Stage of Case: Consideration
Court Number and Judge: 296-Civil Judge

Petitioner and Advocate

INDIAN MEDICAL ASSOCIATION (REGD)
Address: At IMA House Indraprastha Marg New Delhi-2

Respondent and Advocate

Kansai Nerolac Paints Limited
Address: Regd. Office at Nerolac House Ganpat Rao Kadam Marg, Lower Road, Mumbai-400013

Acts

Under Act(s)	Under Section(s)
Civil Cases	INJUNCTION

History of Case Hearing

Registration Number	Judge	Business On Date	Hearing Date	Purpose of hearing
602925/2016	Civil Judge	21-10-2016	07-11-2016	Consideration

Sr. No.	Check list by info agents	Available in Report (Yes/No)
1	Year of establishment	Yes
2	Constitution of the entity -Incorporation details	Yes
3	Locality of the entity	Yes
4	Premises details	No
5	Buyer visit details	--
6	Contact numbers	Yes
7	Name of the person contacted	No
8	Designation of contact person	No
9	Promoter's background	Yes
10	Date of Birth of Proprietor / Partners / Directors	Yes
11	Pan Card No. of Proprietor / Partners	No
12	Voter Id Card No. of Proprietor / Partners	No
13	Type of business	Yes
14	Line of Business	Yes
15	Export/import details (if applicable)	No
16	No. of employees	No
17	Details of sister concerns	Yes
18	Major suppliers	No
19	Major customers	No
20	Banking Details	Yes
21	Banking facility details	Yes
22	Conduct of the banking account	--
23	Financials, if provided	Yes
24	Capital in the business	Yes
25	Last accounts filed at ROC, if applicable	Yes
26	Turnover of firm for last three years	Yes
27	Reasons for variation <> 20%	--
28	Estimation for coming financial year	No
29	Profitability for last three years	Yes
30	Major shareholders, if available	Yes
31	External Agency Rating, if available	Yes
32	Litigations that the firm/promoter involved in	Yes
33	Market information	--
34	Payments terms	No
35	Negative Reporting by Auditors in the Annual Report	No

INDEX OF CHARGES

SN O	SRN	CHARGE ID	CHARGE HOLDER NAME	DATE OF CREATION	DATE OF MODIFICATION	DATE OF SATISFACTION	AMOUNT	ADDRESS
1	Y10290680	90188781	PUNJAB NATIONAL BANK	25/08/1999	-	-	57500000.0	OM SHIVA E NUMHBOMBAYMH400018IN
2	Y10290632	90188733	PUNJAB NATIONAL BANK	30/06/1998	-	-	15000000.0	P N B HOUSESIR P M ROADBOMBAYMH400001IN
3	Y10289580	90187681	STANDARD CHARTERED BANK	29/06/1995	-	-	57500000.0	23-25 MAHATMA GANDHI ROADBOMBAYMH400001IN
4	Y10286985	90185086	STANDARD CHARTERED BANK	08/07/1986	-	-	3400000.0	23-25 MAHATMA GANDHI ROADBOMBAYMH400001IN
5	Y10290075	90188176	STAWLARD CENTRAL BANK	20/02/1985	-	-	2500000.0	MAHATMA GANDHI ROADBOMBAYMH400004IN
6	B30282248	80064451	UNION BANK OF INDIA LIMITED	13/03/1967	08/12/2011	-	900000000.0	UNION BANK BHAVAN, 239,VIDHAN BHAVAN MARG, NARIMAN POINT,MUMBAIMH400021IN
7	G81522484	90188454	BANK OF TOKYO LTD	17/07/1992	17/08/1993	12/03/2018	7500000.0	JEEVAN PRAKASHSIR P M ROADBOMBAYMH400001IN
8	G14567465	100052920	PRADESHIYA INDUSTRIAL & INVESTMENT CORPORATION	19/12/1995	-	15/09/2016	400000000.0	PICUP BHAWAN, GOMTI NAGAR,LUCKNOW UP226010IN

DISCLAIMER : This Report is **PRIVATE & CONFIDENTIAL** and it is prepared at the request of and for its use by the Subscriber only. The Subscriber shall use the contents of the Report merely as an aid to its business. Mira Inform Private Limited ("MIPL") has collated information/data in the Report, which have not been verified unless otherwise specifically mentioned in the Report. The Subscriber shall independently verify the accuracy and correctness of the information/data before in any way acting upon the same. MIPL shall not be liable for any harm, injury, loss or damage caused to the Subscriber due to default by the Subscriber's debtors/beneficiaries in fulfilling their obligations of any nature whatsoever. This Report or any of its portion shall not be used as a documentary evidence or otherwise before any investigative agencies or forum of law. This Report is confidential and proprietary to MIPL. The Subscriber and/or any other person(s) may not reproduce, publish or disclose any of the contents of the Report to others without the express authorization of MIPL. This Report is prepared and issued to the Subscriber without any risk, responsibility or liability on the part of MIPL or its officials.

			OF UTTAR PRADE SH (PICUP)					
9	Y10287 689	901857 90	INDUST RIAL DEVELO PMENT BANK OF INDIA	29/08/1 997	-	05/05/20 00	150000000.0	IDBI TOWERCUFFE PARABOMBAYMH4 00005IN

UNSECURED LOANS

PARTICULARS	31.03.2018 (INR In Million)	31.03.2017 (INR In Million)
LONG-TERM BORROWINGS		
Unsecured Sales Tax Deferral Loan Package Scheme of Incentive allowed the Company to accumulate the sales tax collected from its customers in respect of goods produced at Lote factory. Sales tax collected each year is repayable in five equal yearly installments after ten years from the year of collection. Outstanding amount is repayable in three annual installments from the reporting date. Unsecured Sales Tax Deferral Loan is interest-free. [Current maturity of Unsecured Sales Tax Deferral Loan of INR 86.200 million (2016-2017 INR 104.500 million) is disclosed under 'Other Financial Liabilities	97.100	183.000
Total	97.100	183.000

CORPORATE INFORMATION

Kansai Nerolac Paints Limited (the 'Parent Company') is a public limited company domiciled in India and incorporated under the provisions of the Companies Act. The Company's shares are listed on National Stock Exchange and Bombay Stock Exchange. The registered office of the Company is located at Nerolac House, Ganpatrao Kadam Marg, Lower Parel, Mumbai – 400013. The Company is principally engaged in the manufacturing of Paints.

Kansai Paints Co., Ltd. is immediate and ultimate holding company of Kansai Nerolac Paints Limited and is based and listed in Japan. Financial Statements of Kansai Paints Co., Ltd. are available in public domain.

The Consolidated Financial Statements relate to Kansai Nerolac Paints Ltd (the 'Parent Company') and its Subsidiary Companies, KNP Japan Private Limited (formerly known as Kansai Paints Nepal Private Limited), a Company incorporated in Nepal in which the Parent Company has 68% equity holding, and Kansai Paints Lanka

DISCLAIMER : This Report is **PRIVATE & CONFIDENTIAL** and it is prepared at the request of and for its use by the Subscriber only. The Subscriber shall use the contents of the Report merely as an aid to its business. Mira Inform Private Limited ("MIPL") has collated information/data in the Report, which have not been verified unless otherwise specifically mentioned in the Report. The Subscriber shall independently verify the accuracy and correctness of the information/data before in any way acting upon the same. MIPL shall not be liable for any harm, injury, loss or damage caused to the Subscriber due to default by the Subscriber's debtors/beneficiaries in fulfilling their obligations of any nature whatsoever. This Report or any of its portion shall not be used as a documentary evidence or otherwise before any investigative agencies or forum of law. This Report is confidential and proprietary to MIPL. The Subscriber and/or any other person(s) may not reproduce, publish or disclose any of the contents of the Report to others without the express authorization of MIPL. This Report is prepared and issued to the Subscriber without any risk, responsibility or liability on the part of MIPL or its officials.

(Private) Limited, a Company incorporated in Sri Lanka in which the Parent Company has 60% equity holding hereinafter referred to as the "Group".

MANAGEMENT DISCUSSION AND ANALYSIS

Introduction

Kansai Nerolac Paints Ltd (KNPL) was established in 1920. It is a subsidiary of Kansai Paint Co. Ltd., Japan. KNPL operates in India and also has operations in Nepal and Sri Lanka through Joint Ventures with Kansai Nepal and Capital Holdings Maharaja Group respectively. KNPL has presence in multiple market segments of the paint market viz. Decorative, Automotive, Auto Refinish, Wood Coatings, General Industrial, Coil Coating, Floor Coating, Performance Coatings and Powder Coatings.

In the Decorative Paint Market, Nerolac is positioned as an environmentally conscious brand which is synonymous with Health. The tag line of the Company, Healthy Home Paints emphasizes the focus of the Company on environment consciousness. KNPL is one the most preferred vendors for Industrial paints in the country. Over the years the Company has worked tirelessly to create value for its customers and is acknowledged as the market leader in Industrial coatings. Many of the leading players in the Automobile industry trust Nerolac to service their paint requirements. This leadership has been made possible through a combination of customer insights, customised R&D, quality, service, value engineering and delivery.

KNPL has 4 factories located at Jainpur (UP), Lote (Maharashtra), Bawal (Haryana) and Hosur (Tamil Nadu). In addition, a new state of the art facility will be commissioned at Sayakha (Gujarat) to cater mainly to automobile customers. These factories provide customers with an unmatched range and flexibility to cater to their requirements in the shortest possible time.

As announced earlier, the Company is setting up a Decorative Plant at Amritsar and work is progressing satisfactorily at the site. Another Greenfield plant at Vishakhapatnam which has been announced is being planned, and work for which will start shortly. The Company currently has a state-of-the-art R&D facility in Mumbai. A new cutting edge Research & Development centre at Vashi will shortly commence operations in FY 18-19.

Customer satisfaction is the central goal around which KNPL functions. The requirements of customers are paramount and are constantly evolving. KNPL uses its Research and Development to develop unique customised solutions for its customers. KNPL has continuously focussed on introducing new technology for the customer every year. Notable introductions this year were products such as Anti-Graffiti coatings, Rebar Coating for Concrete and Super durable Powder.

In a market which is growing and a strong foundation, KNPL is now looking towards unleashing the next era of growth for the Company. The Company continued its growth momentum in Nepal with high double digit volume and value growth. The Company successfully completed brand migration from 'Nerolac' to 'KNP'. The company name was also changed to KNP Japan Private Limited. The Company entered Sri Lankan paint market by way of a joint venture with Capital Holdings Maharaja, which is one of the biggest conglomerates in Sri Lanka. The Company successfully started a greenfield plant and launched entire range of Decorative Paints (Water-based and Solvent-based).

2017-18 was an eventful year for the domestic market. The introduction of GST ushered in a new era in Indian business. The Paint industry successfully adopted the new Tax system put in place. The industry did feel the

DISCLAIMER : This Report is **PRIVATE & CONFIDENTIAL** and it is prepared at the request of and for its use by the Subscriber only. The Subscriber shall use the contents of the Report merely as an aid to its business. Mira Inform Private Limited ("MIPL") has collated information/data in the Report, which have not been verified unless otherwise specifically mentioned in the Report. The Subscriber shall independently verify the accuracy and correctness of the information/data before in any way acting upon the same. MIPL shall not be liable for any harm, injury, loss or damage caused to the Subscriber due to default by the Subscriber's debtors/beneficiaries in fulfilling their obligations of any nature whatsoever. This Report or any of its portion shall not be used as a documentary evidence or otherwise before any investigative agencies or forum of law. This Report is confidential and proprietary to MIPL. The Subscriber and/or any other person(s) may not reproduce, publish or disclose any of the contents of the Report to others without the express authorization of MIPL. This Report is prepared and issued to the Subscriber without any risk, responsibility or liability on the part of MIPL or its officials.

impact of demonetisation as well as GST and demand as a whole for the industry was subdued in both the segments. The organised players are expected to perform better than the small and medium scale players. The industry however views GST as positive and beneficial in the long run.

The industry witnessed inflationary pressures through-out the year. Higher prices of crude, exchange rate volatility and the larger geo-political climate added to the uncertainty. In addition tough environmental legislations in China impacted global supply chains of many key ingredients adding to availability as well as inflationary pressures.

The industry has partially been able to pass on the cost increase in the market.

AWARDS AND RECOGNITIONS

Awards by External Agencies

- Lote Plant received a Certificate of Appreciation from Government of India, Ministry of Power – New Delhi for efforts in Energy Conservation.
- Bawal team participated in the 5th Chapter Convention of “Quality Circle Forum of India” and won 2 Gold, 1 Silver and 1 Bronze awards for the projects and Kaizen presented in the forum.
- Bawal plant received a Certificate of Merit in Paints & Allied Products sector at the National Energy Conservation Award 2017 organized by Bureau of energy efficiency, Ministry of Power, Government of India. The Chief Guest for the ceremony was Hon. President of India and the Guest of Honour was the Minister of State for Power.
- Mr. H.M. Bharuka featured at the 31st Spot in the Business Today – PWC list of India's top 100 CEOs from non-BFSI sectors, and also awarded Rank 1 in the Chemicals category.

Awards by Customers:

- KNPL received an award for “Overall Excellence” for FY 16-17 by Maruti Suzuki at their vendor meet held in Singapore on 9th May'16.
- Certificate of Appreciation for “Improvement in Process Quality” was awarded to the team from among 24 companies by Toyota.
- KNPL has been honoured with best vendor award in New Product Development' category in the supplier meet organized by SML ISUZU – Chandigarh.

CONTINGENT LIABILITIES:

Particulars	31.03.2018 (INR In Million)	31.03.2017 (INR In Million)
Claims against the Company not acknowledged as debt:		
Service Tax	72.900	64.100
The Company has made adequate provisions in the accounts for claims against the Company related to direct and indirect taxes matters, except for certain claims not acknowledged as debts, totalling to INR 72.900 million (2016-2017 INR 64.100 million) from the Excise / Service Tax Authorities, in respect of disallowance of Excise /		

DISCLAIMER : This Report is **PRIVATE & CONFIDENTIAL** and it is prepared at the request of and for its use by the Subscriber only. The Subscriber shall use the contents of the Report merely as an aid to its business. Mira Inform Private Limited (“MIPL”) has collated information/data in the Report, which have not been verified unless otherwise specifically mentioned in the Report. The Subscriber shall independently verify the accuracy and correctness of the information/data before in any way acting upon the same. MIPL shall not be liable for any harm, injury, loss or damage caused to the Subscriber due to default by the Subscriber's debtors/beneficiaries in fulfilling their obligations of any nature whatsoever. This Report or any of its portion shall not be used as a documentary evidence or otherwise before any investigative agencies or forum of law. This Report is confidential and proprietary to MIPL. The Subscriber and/or any other person(s) may not reproduce, publish or disclose any of the contents of the Report to others without the express authorization of MIPL. This Report is prepared and issued to the Subscriber without any risk, responsibility or liability on the part of MIPL or its officials.

Service Tax Cenvat Credit. In addition, the Company is subject to other legal proceedings in respect of other matters arisen in the ordinary course of business. The Company's management is of the opinion that ultimate liability in respect of these litigations shall not exceed the amount provided in books of account, and shall not have any material adverse effect on the Company's operation and financial position.

UNAUDITED STANDALONE FINANCIAL RESULTS FOR THE QUARTER ENDED 30.06.2018

[INR IN MILLION]

Particulars	30.06.2018
	[Unaudited]
1. Income from Operations	
Net Sales/income from operations	13669.900
Other Operating Income	89.300
Other Income	136.000
Total income from operations (net)	13895.200
Expenses	
Cost of materials consumed	8080.200
Purchases of stock-in trade	620.100
Changes in inventories of finished goods. work-in-progress and stock in trade	(209.500)
Employee benefits expense	0.000
Depreciation and Amortization Expenses	636.300
Other Expenses	204.000
Total expenses	2427.600
Profit before tax	11758.700
Tax expenses	
a) Current	658.100
b) Deferred tax	80.000
Total tax expenses	738.100
Profit for the period	1398.400
Other Comprehensive Income	
i) Items that will not be reclassified to statement of profit and loss	(5.800)
ii) Income tax relating to items that will not be reclassified to statement of profit and loss	2.000
i) Items that will be reclassified to statement of profit and loss	0.000
ii) Income tax relating to items that will be reclassified to statement of profit and loss	0.000
Other Comprehensive Income (net of tax)	(3.800)
Total Other Comprehensive Income	13.946

DISCLAIMER : This Report is **PRIVATE & CONFIDENTIAL** and it is prepared at the request of and for its use by the Subscriber only. The Subscriber shall use the contents of the Report merely as an aid to its business. Mira Inform Private Limited ("MIPL") has collated information/data in the Report, which have not been verified unless otherwise specifically mentioned in the Report. The Subscriber shall independently verify the accuracy and correctness of the information/data before in any way acting upon the same. MIPL shall not be liable for any harm, injury, loss or damage caused to the Subscriber due to default by the Subscriber's debtors/beneficiaries in fulfilling their obligations of any nature whatsoever. This Report or any of its portion shall not be used as a documentary evidence or otherwise before any investigative agencies or forum of law. This Report is confidential and proprietary to MIPL. The Subscriber and/or any other person(s) may not reproduce, publish or disclose any of the contents of the Report to others without the express authorization of MIPL. This Report is prepared and issued to the Subscriber without any risk, responsibility or liability on the part of MIPL or its officials.

Paid up equity share capital (Face Value of INR 1/-each)	538.900
Earnings per share (of INR 1/- each) (not annualized):	
(a) Basic	2.59
(b) Diluted	2.59

NOTE:

1. The above results have been reviewed by the Audit Committee and approved by the Board of Directors at their meetings held on 20 July, 2018. These results have been subjected to "limited review" by the statutory auditors of the Company. The limited review report does not contain any qualification. The review report has been filed with stock exchange and is available on the Company's website.

2. Figures for the quarter ended 31 March 2018 as reported in these financial results are the balancing figures between audited figures in respect of the full financial year and the published year to date figures upto the end of the third quarter of the previous financial year. Also the figures up to the end of the third quarter of the previous financial year had only been reviewed and not subjected to audit.

3. Financial results for all the periods presented have been prepared in accordance with recognition and measurement principles of Ind AS notified under the Companies (Indian Accounting Standards) Rules, 2015, as amended from time to time.

4. As the Company's business activity falls within a single segment viz. 'Paints' and the sales substantially being in the domestic market, hence the same is reflective of the disclosure requirements of Ind AS 108 - Operating Segments.

5. Effective 1 April 2018, the Company has adopted Ind AS 115 "Revenue from Contracts with Customers". Based on the assessment done by the management, there is no material impact on the revenue recognised during the period.

6. According to the requirements of Ind AS and SEBI (Listing Obligations and Disclosure Requirements) Regulations, 2015, revenue for the corresponding previous quarter ended 30th June, 2017 was reported inclusive of Excise Duty. The Government of India has implemented Goods and Service Tax ("GST") from 1st July, 2017 replacing Excise duty, Service Tax and various other indirect taxes. As per Ind AS 115, the revenue for the quarter ended 30th June, 2018 are reported net of GST. Had the previously reported revenues been shown net of excise duty, comparative revenue of Standalone Unaudited Financial Results would have been as follows:

Particulars	Quarter ended 30.06.2018
Net sales/ income from operations	13669.900

FIXED ASSETS:

Tangible Assets

- Freehold Land
- Leasehold Land

DISCLAIMER : This Report is **PRIVATE & CONFIDENTIAL** and it is prepared at the request of and for its use by the Subscriber only. The Subscriber shall use the contents of the Report merely as an aid to its business. Mira Inform Private Limited ("MIPL") has collated information/data in the Report, which have not been verified unless otherwise specifically mentioned in the Report. The Subscriber shall independently verify the accuracy and correctness of the information/data before in any way acting upon the same. MIPL shall not be liable for any harm, injury, loss or damage caused to the Subscriber due to default by the Subscriber's debtors/beneficiaries in fulfilling their obligations of any nature whatsoever. This Report or any of its portion shall not be used as a documentary evidence or otherwise before any investigative agencies or forum of law. This Report is confidential and proprietary to MIPL. The Subscriber and/or any other person(s) may not reproduce, publish or disclose any of the contents of the Report to others without the express authorization of MIPL. This Report is prepared and issued to the Subscriber without any risk, responsibility or liability on the part of MIPL or its officials.

- Buildings
- Plant and Equipment
- Furniture and Fixtures
- Vehicles
- Office Equipment
- Assets for Scientific Research

Intangible Assets

- Computer Software

CMT REPORT (Corruption, Money Laundering & Terrorism]

The Public Notice information has been collected from various sources including but not limited to: ***The Courts, India Prisons Service, Interpol, etc.***

1] INFORMATION ON DESIGNATED PARTY

No records exist designating subject or any of its beneficial owners, controlling shareholders or senior officers as terrorist or terrorist organization or whom notice had been received that all financial transactions involving their assets have been blocked or convicted, found guilty or against whom a judgement or order had been entered in a proceedings for violating money-laundering, anti-corruption or bribery or international economic or anti-terrorism sanction laws or whose assets were seized, blocked, frozen or ordered forfeited for violation of money laundering or international anti-terrorism laws.

2] Court Declaration :

No records exist to suggest that subject is or was the subject of any formal or informal allegations, prosecutions or other official proceeding for making any prohibited payments or other improper payments to government officials for engaging in prohibited transactions or with designated parties.

3] Asset Declaration :

No records exist to suggest that the property or assets of the subject are derived from criminal conduct or a prohibited transaction.

4] Record on Financial Crime :

Charges or conviction registered against subject: **None**

5] Records on Violation of Anti-Corruption Laws :

Charges or investigation registered against subject: **None**

6] Records on Int'l Anti-Money Laundering Laws/Standards :

Charges or investigation registered against subject: **None**

7] Criminal Records

No available information exist that suggest that subject or any of its principals have been formally charged or convicted by a competent governmental authority for any financial crime or under any formal investigation by a competent government authority for any violation of anti-corruption laws or international anti-money laundering laws or standard.

8] Affiliation with Government :

No record exists to suggest that any director or indirect owners, controlling shareholders, director, officer or employee of the company is a government official or a family member or close business associate of a Government official.

9] Compensation Package :

Our market survey revealed that the amount of compensation sought by the subject is fair and reasonable and comparable to compensation paid to others for similar services.

- 10] **Press Report :**
No press reports / filings exists on the subject.

CORPORATE GOVERNANCE

MIRA INFORM as part of its Due Diligence do provide comments on Corporate Governance to identify management and governance. These factors often have been predictive and in some cases have created vulnerabilities to credit deterioration.

Our Governance Assessment focuses principally on the interactions between a company's management, its Board of Directors, Shareholders and other financial stakeholders.

CONTRAVENTION

Subject is not known to have contravened any existing local laws, regulations or policies that prohibit, restrict or otherwise affect the terms and conditions that could be included in the agreement with the subject.

FOREIGN EXCHANGE RATES

Currency	Unit	INR
US Dollar	1	INR 72.65
UK Pound	1	INR 95.43
Euro	1	INR 85.04

INFORMATION DETAILS

Information Gathered by :	JIR
Analysis Done by :	NYT
Report Prepared by :	ARC

DISCLAIMER : This Report is **PRIVATE & CONFIDENTIAL** and it is prepared at the request of and for its use by the Subscriber only. The Subscriber shall use the contents of the Report merely as an aid to its business. Mira Inform Private Limited ("MIPL") has collated information/data in the Report, which have not been verified unless otherwise specifically mentioned in the Report. The Subscriber shall independently verify the accuracy and correctness of the information/data before in any way acting upon the same. MIPL shall not be liable for any harm, injury, loss or damage caused to the Subscriber due to default by the Subscriber's debtors/beneficiaries in fulfilling their obligations of any nature whatsoever. This Report or any of its portion shall not be used as a documentary evidence or otherwise before any investigative agencies or forum of law. This Report is confidential and proprietary to MIPL. The Subscriber and/or any other person(s) may not reproduce, publish or disclose any of the contents of the Report to others without the express authorization of MIPL. This Report is prepared and issued to the Subscriber without any risk, responsibility or liability on the part of MIPL or its officials.

SCORE FACTORS

DEMERIT POINTS		
--BANK CHARGES	YES/NO	YES
--LITIGATION	YES/NO	YES
--OTHER ADVERSE INFORMATION	YES/NO	NO
MERIT POINTS		
--SOLE DISTRIBUTORSHIP	YES/NO	NO
--EXPORT ACTIVITIES	YES/NO	NO
--AFFILIATION	YES/NO	YES
--LISTED	YES/NO	YES
--OTHER MERIT FACTORS	YES/NO	YES

RATING EXPLANATIONS

Credit Rating	Explanation	Rating Comments
A++	Minimum Risk	Business dealings permissible with minimum risk of default
A+	Low Risk	Business dealings permissible with low risk of default
A	Acceptable Risk	Business dealings permissible with moderate risk of default
B	Medium Risk	Business dealings permissible on a regular monitoring basis
C	Medium High Risk	Business dealings permissible preferably on secured basis
D	High Risk	Business dealing not recommended or on secured terms only
NB	New Business	No recommendation can be done due to business in infancy stage
NT	No Trace	No recommendation can be done as the business is not traceable

NB is stated where there is insufficient information to facilitate rating. However, it is not to be considered as unfavourable.

This score serves as a reference to assess SC's credit risk and to set the amount of credit to be extended. It is calculated from a composite of weighted scores obtained from each of the major sections of this report. The assessed factors are as follows:

- Financial condition covering various ratios
- Company background and operations size
- Promoters / Management background
- Payment record
- Litigation against the subject
- Industry scenario / competitor analysis
- Supplier / Customer / Banker review (wherever available)

DISCLAIMER : This Report is **PRIVATE & CONFIDENTIAL** and it is prepared at the request of and for its use by the Subscriber only. The Subscriber shall use the contents of the Report merely as an aid to its business. Mira Inform Private Limited ("MIPL") has collated information/data in the Report, which have not been verified unless otherwise specifically mentioned in the Report. The Subscriber shall independently verify the accuracy and correctness of the information/data before in any way acting upon the same. MIPL shall not be liable for any harm, injury, loss or damage caused to the Subscriber due to default by the Subscriber's debtors/beneficiaries in fulfilling their obligations of any nature whatsoever. This Report or any of its portion shall not be used as a documentary evidence or otherwise before any investigative agencies or forum of law. This Report is confidential and proprietary to MIPL. The Subscriber and/or any other person(s) may not reproduce, publish or disclose any of the contents of the Report to others without the express authorization of MIPL. This Report is prepared and issued to the Subscriber without any risk, responsibility or liability on the part of MIPL or its officials.