

MIRA INFORM REPORT

Report No. :	531915
Report Date :	28.09.2018

IDENTIFICATION DETAILS

Name :	PUNCH INDUSTRY INDIA PRIVATE LIMITED
Registered Office :	No: 97/A-1, SIDCO Industrial Estate, Villivakkam, Chennai – 600049, Tamilnadu
Tel. No.:	91-44-42699644
Country :	India
Financials (as on) :	31.03.2018
Date of Incorporation :	22.09.2010
CIN No.: [Company Identification No.]	U28910TN2010FTC077444
Capital Investment / Paid-up Capital :	INR 100.000 Million
PAN No.: [Permanent Account No.]	AAFCP6592C
GSTN : [Goods & Service Tax Registration No.]	33AAFCP6592C1ZG
Legal Form :	Private Limited Liability Company.
Line of Business :	Trading of Automobile spare parts and mould parts. [Registered activity and also confirmed by management]
No. of Employees :	20 (Approximately)

RATING & COMMENTS

(Mira Inform has adopted New Rating mechanism w.e.f. 23rd January 2017)

MIRA's Rating :

A

Credit Rating	Explanation	Rating Comments
---------------	-------------	-----------------

DISCLAIMER : This Report is **PRIVATE & CONFIDENTIAL** and it is prepared at the request of and for its use by the Subscriber only. The Subscriber shall use the contents of the Report merely as an aid to its business. Mira Inform Private Limited ("MIPL") has collated information/data in the Report, which have not been verified unless otherwise specifically mentioned in the Report. The Subscriber shall independently verify the accuracy and correctness of the information/data before in any way acting upon the same. MIPL shall not be liable for any harm, injury, loss or damage caused to the Subscriber due to default by the Subscriber's debtors/beneficiaries in fulfilling their obligations of any nature whatsoever. This Report or any of its portion shall not be used as a documentary evidence or otherwise before any investigative agencies or forum of law. This Report is confidential and proprietary to MIPL. The Subscriber and/or any other person(s) may not reproduce, publish or disclose any of the contents of the Report to others without the express authorization of MIPL. This Report is prepared and issued to the Subscriber without any risk, responsibility or liability on the part of MIPL or its officials.

A	Acceptable Risk	Business dealings permissible with moderate risk of default
---	-----------------	---

Maximum Credit Limit :	USD 100000
Status :	Satisfactory
Payment Behaviour :	Slow but correct
Litigation :	Clear
Comments :	<p>Subject was incorporated in the year 2010. It is a subsidiary of Punch Industry Company Limited, Japan.</p> <p>The company is a trader of automobile spare parts.</p> <p>As per the financial records of 2017, the company has reported as decline in its revenue as compared to the previous year and has incurred losses.</p> <p>The company possesses moderate financial position marked by negative reserve base.</p> <p>Rating takes into consideration the strength that the company derives from its holding company and its experienced management team and debt free balance sheet profile.</p> <p>Business is active. Payment seems to be slow but correct.</p> <p>In view of aforesaid, the company can be considered for business dealings at usual trade terms and conditions.</p>

NOTES :

Any query related to this report can be made on e-mail : infodept@mirainform.com while quoting report number, name and date.

ECGC Country Risk Classification List

Country Name	Previous Rating (31.12.2017)	Current Rating (01.04.2018)
India	A1	A1

Risk Category	ECGC Classification
Insignificant	A1
Low Risk	A2
Moderately Low Risk	B1
Moderate Risk	B2
Moderately High Risk	C1
High Risk	C2
Very High Risk	D

EXTERNAL AGENCY RATING

NOT AVAILABLE

RBI DEFAULTERS' LIST STATUS

Subject's name is not enlisted as a defaulter in the publicly available RBI Defaulters' list.

EPF (Employee Provident Fund) DEFAULTERS' LIST STATUS

Subject's name is not enlisted as a defaulter in the publicly available EPF (Employee Provident Fund) Defaulters' list as of 31-03-2018.

BIFR (Board for Industrial & Financial Reconstruction) LISTING STATUS

Subject's name is not listed as a Sick Unit in the publicly available BIFR (Board for Industrial & Financial Reconstruction) list as of 28.09.2018.

IBBI (Insolvency and Bankruptcy Board of India) LISTING STATUS

Subject's name is not listed in the publicly available IBBI (Insolvency and Bankruptcy Board of India) list as of report date.

INFORMATION PARTED BY [GENERAL DETAILS]

Name :	Ms. Vetrikudi
Designation :	Accounts Assistant
Contact No.:	91-44-42699644
Date :	25.09.2018

LOCATIONS

Registered Office :	No:97/A-1, SIDCO Industrial Estate, Villivakkam, Chennai – 600049, Tamilnadu, India
Tel. No.:	91-44-42699644
Fax No.:	Not Available
E-Mail :	eswar@punchind.co.in
Website :	http://www.punch.co.jp

DIRECTORS

AS ON 31.03.2018

Name :	Mr. Yasuhiro Sanada
Designation :	Director
Address :	340 Yokoi, Kita-Ku Niigata-Shi, Niigata 9503311 Japan
Date of Birth/Age :	09.06.1971
Date of Appointment :	20.07.2018
DIN No.:	03123624
Name :	Mr. Yoshihiro Kodama
Designation :	Managing Director
Address :	P-704, The Metrozone, 44 Pillayar Kovil Street, Anna Nagar, Chennai – 600040, Tamilnadu, India
Date of Appointment :	23.02.2016
DIN No.:	07448400
Name :	Mr. Tomoki Katamura
Designation :	Director
Address :	Kamata, 5-48-5-504, Otaku, Tokyo 1440052 Japan
Date of Appointment :	20.07.2018
DIN No.:	08164746
Name :	Mr. Makoto Kume
Designation :	Director
Address :	Lumiere B136, 21 Fujisawa, Kitakami City, Iwate Prefecture Iwate Prefecture Na Japan
Date of Appointment :	20.07.2018

DISCLAIMER : This Report is **PRIVATE & CONFIDENTIAL** and it is prepared at the request of and for its use by the Subscriber only. The Subscriber shall use the contents of the Report merely as an aid to its business. Mira Inform Private Limited ("MIPL") has collated information/data in the Report, which have not been verified unless otherwise specifically mentioned in the Report. The Subscriber shall independently verify the accuracy and correctness of the information/data before in any way acting upon the same. MIPL shall not be liable for any harm, injury, loss or damage caused to the Subscriber due to default by the Subscriber's debtors/beneficiaries in fulfilling their obligations of any nature whatsoever. This Report or any of its portion shall not be used as a documentary evidence or otherwise before any investigative agencies or forum of law. This Report is confidential and proprietary to MIPL. The Subscriber and/or any other person(s) may not reproduce, publish or disclose any of the contents of the Report to others without the express authorization of MIPL. This Report is prepared and issued to the Subscriber without any risk, responsibility or liability on the part of MIPL or its officials.

DIN No.:	08180187
----------	----------

KEY EXECUTIVE

Name :	Ms. Vetrikudi
Designation :	Accounts Assistant

MAJOR SHAREHOLDERS / SHAREHOLDING PATTERN

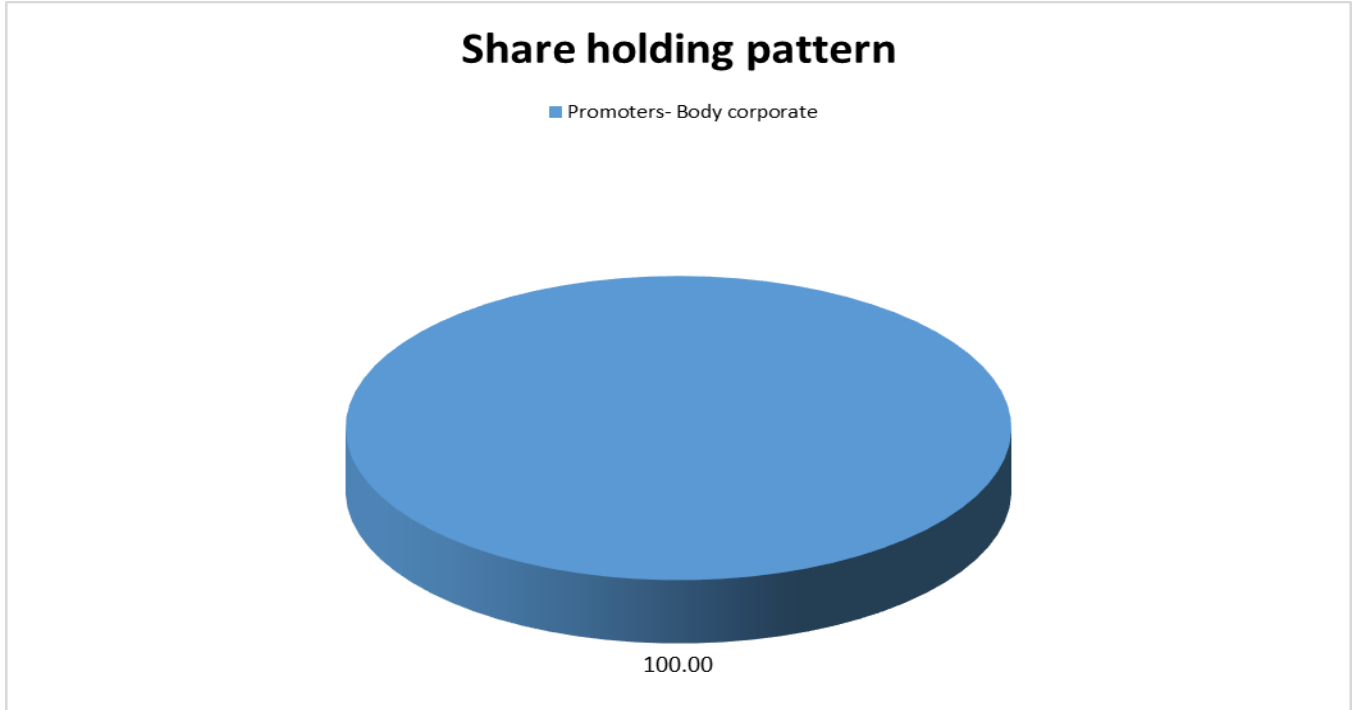
AS ON 31.03.2018

Names of Shareholders	No. of Shares
Punch Industry Co. Limited, Japan	9990000
Pintec Co. Limited, Japan	10000
Total	10000000

Equity Share Break up (Percentage of Total Equity)

AS ON 27.07.2018

Category	Percentage
Promoters- Body corporate	100.00
Total	100.00



BUSINESS DETAILS

Line of Business :	Trading of Automobile spare parts and mould parts. [Registered activity and also confirmed by management]		
Products / Services :	Name and Description of main products / services	NIC Code	of the Product/service
	Dies and Moulds	84622910	
Brand Names :	Not Available		
Agencies Held :	Not Available		
Exports :	Not Available		
Imports :	Not Available		
Terms :			
Selling :	Advance Payment, L/C and Cheque		
Purchasing :	Advance Payment, L/C and Cheque		

DISCLAIMER : This Report is **PRIVATE & CONFIDENTIAL** and it is prepared at the request of and for its use by the Subscriber only. The Subscriber shall use the contents of the Report merely as an aid to its business. Mira Inform Private Limited ("MIPL") has collated information/data in the Report, which have not been verified unless otherwise specifically mentioned in the Report. The Subscriber shall independently verify the accuracy and correctness of the information/data before in any way acting upon the same. MIPL shall not be liable for any harm, injury, loss or damage caused to the Subscriber due to default by the Subscriber's debtors/beneficiaries in fulfilling their obligations of any nature whatsoever. This Report or any of its portion shall not be used as a documentary evidence or otherwise before any investigative agencies or forum of law. This Report is confidential and proprietary to MIPL. The Subscriber and/or any other person(s) may not reproduce, publish or disclose any of the contents of the Report to others without the express authorization of MIPL. This Report is prepared and issued to the Subscriber without any risk, responsibility or liability on the part of MIPL or its officials.

PRODUCTION STATUS – (NOT AVAILABLE)

GENERAL INFORMATION

Suppliers :	Reference :	Not Divulged
	Name of the Person :	--
	Contact No.:	--
	Since How Long Known :	--
	Maximum Limit Dealt :	--
	Experience :	--
	Remark:	--
Customers :	End Users	
	Reference :	Not Divulged
	Name of the Person :	--
	Contact No.:	--
	Since How Long Known :	--
	Maximum Limit Dealt :	--
	Experience :	--
Remark:	--	
No. of Employees :	20 (Approximately)	
Bankers :	Banker Name :	Standard Chartered Bank
	Branch :	--
	Person Name (With Designation) :	--
	Contact Number :	--
	Name of Account Holder :	--
	Account Number :	--
	Account Since (Date/Year of Account Opening) :	--
	Average Balance Maintained :	--
	Credit Facilities Enjoyed (CC/OD/Term Loan) :	--
	Account Operation :	--
Remark :	--	

Auditors :	
Name :	R G N Price and Company Chartered Accountants
Address :	Simpson's Buildings, 861, Anna Salai, Chennai – 600002, Tamilnadu, India
PAN N Income-tax PAN of	AAAFR0651G

DISCLAIMER : This Report is **PRIVATE & CONFIDENTIAL** and it is prepared at the request of and for its use by the Subscriber only. The Subscriber shall use the contents of the Report merely as an aid to its business. Mira Inform Private Limited ("MIPL") has collated information/data in the Report, which have not been verified unless otherwise specifically mentioned in the Report. The Subscriber shall independently verify the accuracy and correctness of the information/data before in any way acting upon the same. MIPL shall not be liable for any harm, injury, loss or damage caused to the Subscriber due to default by the Subscriber's debtors/beneficiaries in fulfilling their obligations of any nature whatsoever. This Report or any of its portion shall not be used as a documentary evidence or otherwise before any investigative agencies or forum of law. This Report is confidential and proprietary to MIPL. The Subscriber and/or any other person(s) may not reproduce, publish or disclose any of the contents of the Report to others without the express authorization of MIPL. This Report is prepared and issued to the Subscriber without any risk, responsibility or liability on the part of MIPL or its officials.

auditor or auditor's firm :	
Memberships :	Not Available
Collaborators :	Not Available
Holding Company :	Punch Industry Company Limited, Japan
Fellow Company :	
Subsidiary Company :	<ul style="list-style-type: none"> • Punch Industry Dalian Co Limited, China • Punch Industry Malaysia SDN BHD, Malaysia

CAPITAL STRUCTURE

AS ON 31.03.2018

Authorised Capital :

No. of Shares	Type	Value	Amount
10000000	Equity Shares	INR 10/- each	INR 100.000 Million

Issued, Subscribed & Paid-up Capital :

No. of Shares	Type	Value	Amount
10000000	Equity Shares	INR 10/- each	INR 100.000 Million

FINANCIAL DATA
[all figures are in Rupees Million]

ABRIDGED BALANCE SHEET

SOURCES OF FUNDS	31.03.2018	31.03.2017	31.03.2016
I. EQUITY AND LIABILITIES			
(1) Shareholders' Funds			
(a) Share Capital	100.000	100.000	100.000
(b) Reserves and Surplus	(55.662)	(47.750)	(33.001)
(c) Money received against share warrants	0.000	0.000	0.000
(d) Minority interest	0.000	0.000	0.000
(2) Share Application money pending allotment	0.000	0.000	0.000
Total Shareholders' Funds (1) + (2)	44.338	52.250	66.999
(3) Non-Current Liabilities			
(a) long-term borrowings	0.000	0.000	0.000
(b) Deferred tax liabilities (Net)	0.000	0.000	0.000
(c) Other long-term liabilities	0.000	0.000	0.000
(d) long-term provisions	2.681	1.766	0.762
Total Non-current Liabilities (3)	2.681	1.766	0.762
(4) Current Liabilities			
(a) Short-term borrowings	0.000	0.000	0.000
(b) Trade payables	28.225	48.844	62.095
(c) Other current liabilities	3.929	2.986	2.449
(d) Short-term provisions	0.311	0.170	0.114
Total Current Liabilities (4)	32.465	52.000	64.658
TOTAL	79.484	106.016	132.419
II. ASSETS			
(1) Non-current assets			
(a) Fixed Assets			
(i) Tangible assets	0.092	0.525	0.170
(ii) Intangible Assets	0.005	0.000	0.011
(iii) Tangible assets capital work-in-progress	0.000	0.000	0.000
(iv) Intangible assets under development	0.000	0.000	0.000
(b) Non-current Investments	0.000	0.000	0.000
(c) Deferred tax assets (net)	0.000	0.000	0.000
(d) Long-term loans and advances	1.190	1.355	1.355
(e) Other Non-current assets	2.969	2.969	2.570
Total Non-Current Assets	4.256	4.849	4.106

DISCLAIMER : This Report is **PRIVATE & CONFIDENTIAL** and it is prepared at the request of and for its use by the Subscriber only. The Subscriber shall use the contents of the Report merely as an aid to its business. Mira Inform Private Limited ("MIPL") has collated information/data in the Report, which have not been verified unless otherwise specifically mentioned in the Report. The Subscriber shall independently verify the accuracy and correctness of the information/data before in any way acting upon the same. MIPL shall not be liable for any harm, injury, loss or damage caused to the Subscriber due to default by the Subscriber's debtors/beneficiaries in fulfilling their obligations of any nature whatsoever. This Report or any of its portion shall not be used as a documentary evidence or otherwise before any investigative agencies or forum of law. This Report is confidential and proprietary to MIPL. The Subscriber and/or any other person(s) may not reproduce, publish or disclose any of the contents of the Report to others without the express authorization of MIPL. This Report is prepared and issued to the Subscriber without any risk, responsibility or liability on the part of MIPL or its officials.

(2) Current assets			
(a) Current investments	0.000	0.000	0.000
(b) Inventories	16.366	24.989	34.999
(c) Trade receivables	29.700	45.550	61.392
(d) Cash and bank balances	24.140	24.248	20.415
(e) Short-term loans and advances	4.412	5.995	10.982
(f) Other current assets	0.610	0.385	0.525
Total Current Assets	75.228	101.167	128.313
TOTAL	79.484	106.016	132.419

PROFIT & LOSS ACCOUNT

	PARTICULARS	31.03.2018	31.03.2017	31.03.2016
	SALES			
	Total Revenue from operations	88.282	130.380	108.561
	Other Income	5.455	0.636	3.357
	TOTAL	93.737	131.016	111.918
Less	EXPENSES			
	Purchases of Stock-in-Trade	66.449	99.449	78.166
	Changes in inventories of finished goods, work-in-progress and Stock-in-Trade	7.957	3.491	10.956
	Employee benefit expense	14.218	12.004	10.250
	Other expenses	12.487	30.162	16.202
	TOTAL	101.111	145.106	115.574
	PROFIT/ (LOSS) BEFORE INTEREST, TAX, DEPRECIATION AND AMORTISATION	(7.374)	(14.090)	(3.656)
Less	FINANCIAL EXPENSES	0.038	0.048	0.050
	PROFIT / (LOSS) BEFORE TAX, DEPRECIATION AND AMORTISATION	(7.412)	(14.138)	(3.706)
Less	DEPRECIATION/ AMORTISATION	0.499	0.612	0.781
	PROFIT/ (LOSS) BEFORE TAX	(7.911)	(14.750)	(4.487)
Less	TAX	0.000	0.000	0.000
	PROFIT/ (LOSS) AFTER TAX	(7.911)	(14.750)	(4.487)
	EARNINGS IN FOREIGN CURRENCY			

DISCLAIMER : This Report is **PRIVATE & CONFIDENTIAL** and it is prepared at the request of and for its use by the Subscriber only. The Subscriber shall use the contents of the Report merely as an aid to its business. Mira Inform Private Limited ("MIPL") has collated information/data in the Report, which have not been verified unless otherwise specifically mentioned in the Report. The Subscriber shall independently verify the accuracy and correctness of the information/data before in any way acting upon the same. MIPL shall not be liable for any harm, injury, loss or damage caused to the Subscriber due to default by the Subscriber's debtors/beneficiaries in fulfilling their obligations of any nature whatsoever. This Report or any of its portion shall not be used as a documentary evidence or otherwise before any investigative agencies or forum of law. This Report is confidential and proprietary to MIPL. The Subscriber and/or any other person(s) may not reproduce, publish or disclose any of the contents of the Report to others without the express authorization of MIPL. This Report is prepared and issued to the Subscriber without any risk, responsibility or liability on the part of MIPL or its officials.

F.O.B. Value of Exports	NA	NA	1.276
TOTAL EARNINGS	NA	NA	1.276
IMPORTS			
Components and spare parts	NA	NA	71.343
TOTAL IMPORTS	NA	NA	71.343
Earnings / (Loss) Per Share (INR)	(0.79)	(1.48)	(0.45)

CURRENT MATURITIES OF LONG TERM DEBT DETAILS

Particulars	31.03.2018	31.03.2017	31.03.2016
Current Maturities of Long term debt	NA	NA	NA
Net cash flows from (used in) operations	(0.689)	4.153	(6.787)
Net cash flows from (used in) operating activities	(1.088)	4.153	(8.534)

KEY RATIOS

EFFICIENCY RATIOS

PARTICULARS	31.03.2018	31.03.2017	31.03.2016
Average Collection Days [Sundry Debtors / Income * 365]	122.79	127.52	206.41
Account Receivables Turnover [Income / Sunday Debtors]	2.97	2.86	1.77
Average Payment Days [Sundry Creditors / Purchases * 365]	155.04	179.27	289.96
Inventory Turnover [Operating Income / Inventories]	(0.45)	(0.56)	(0.10)
Asset Turnover [Operating Income / Net Fixed Assets]	(76.02)	(26.84)	(20.20)

LEVERAGE RATIOS

PARTICULARS	31.03.2018	31.03.2017	31.03.2016
Debt Ratio [(Borrowing + Current Liabilities) / Total Assets]	0.41	0.49	0.49

DISCLAIMER : This Report is **PRIVATE & CONFIDENTIAL** and it is prepared at the request of and for its use by the Subscriber only. The Subscriber shall use the contents of the Report merely as an aid to its business. Mira Inform Private Limited ("MIPL") has collated information/data in the Report, which have not been verified unless otherwise specifically mentioned in the Report. The Subscriber shall independently verify the accuracy and correctness of the information/data before in any way acting upon the same. MIPL shall not be liable for any harm, injury, loss or damage caused to the Subscriber due to default by the Subscriber's debtors/beneficiaries in fulfilling their obligations of any nature whatsoever. This Report or any of its portion shall not be used as a documentary evidence or otherwise before any investigative agencies or forum of law. This Report is confidential and proprietary to MIPL. The Subscriber and/or any other person(s) may not reproduce, publish or disclose any of the contents of the Report to others without the express authorization of MIPL. This Report is prepared and issued to the Subscriber without any risk, responsibility or liability on the part of MIPL or its officials.

Debt Equity Ratio (Borrowings / NetWorth)		0.00	0.00	0.00
Current Liabilities to Networth (Current Liabilities / NetWorth)		0.73	1.00	0.97
Fixed Assets to NetWorth (Net Fixed Assets / NetWorth)		0.00	0.01	0.00
Interest Coverage Ratio [PBIT / Financial Charges]		(194.05)	(293.54)	(73.12)

PROFITABILITY RATIOS

PARTICULARS		31.03.2018	31.03.2017	31.03.2016
Net Profit Margin [(PAT / Sales) * 100]	(%)	(8.96)	(11.31)	(4.13)
Return on Total Assets [(PAT / Total Assets) * 100]	(%)	(9.95)	(13.91)	(3.39)
Return on Investment (ROI) [(PAT / NetWorth) * 100]	(%)	(17.84)	(28.23)	(6.70)

SOLVENCY RATIO

PARTICULARS		31.03.2018	31.03.2017	31.03.2016
Current Ratio [Current Assets / Current Liabilities]		2.32	1.95	1.98
Quick Ratio [(Current Assets - Inventories) / Current Liabilities]		1.81	1.46	1.44
G-Score Ratio Financial [NetWorth / Total Assets]		0.56	0.49	0.51
G-Score Ratio Debt [Debts / Equity Capital]		0.00	0.00	0.00
G-Score Ratio Liquidity [Total Current Assets / Total Current Liabilities]		2.32	1.95	1.98

Total Liability = Short-term Debt + Long-term Debt + Current Maturities of Long-term debts

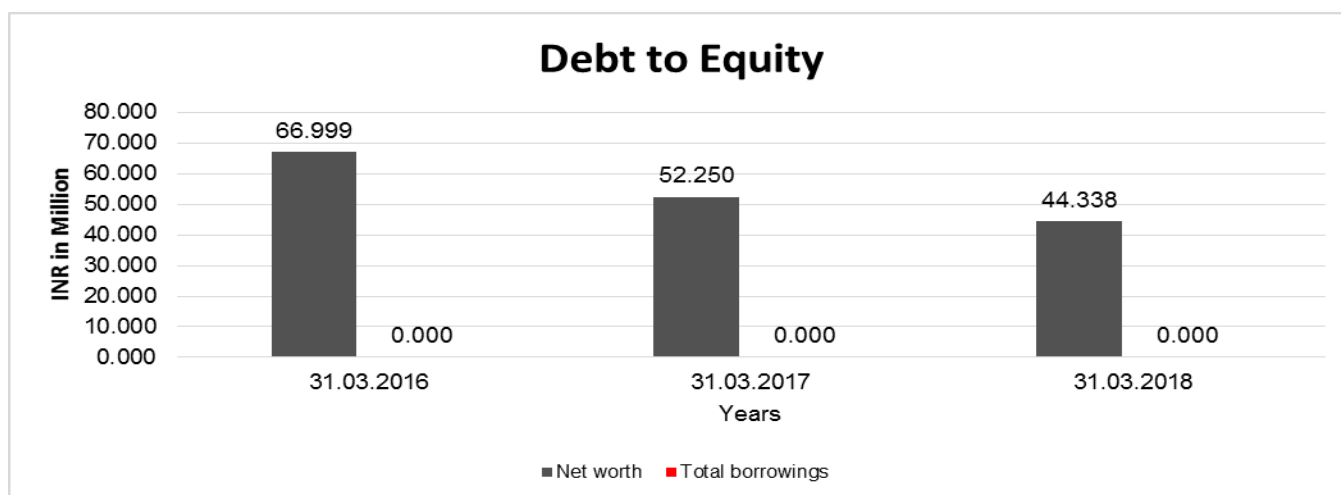
FINANCIAL ANALYSIS
[all figures are in INR Million]

DEBT EQUITY RATIO

Particular	31.03.2016	31.03.2017	31.03.2018
	(INR In Million)	(INR In Million)	(INR In Million)

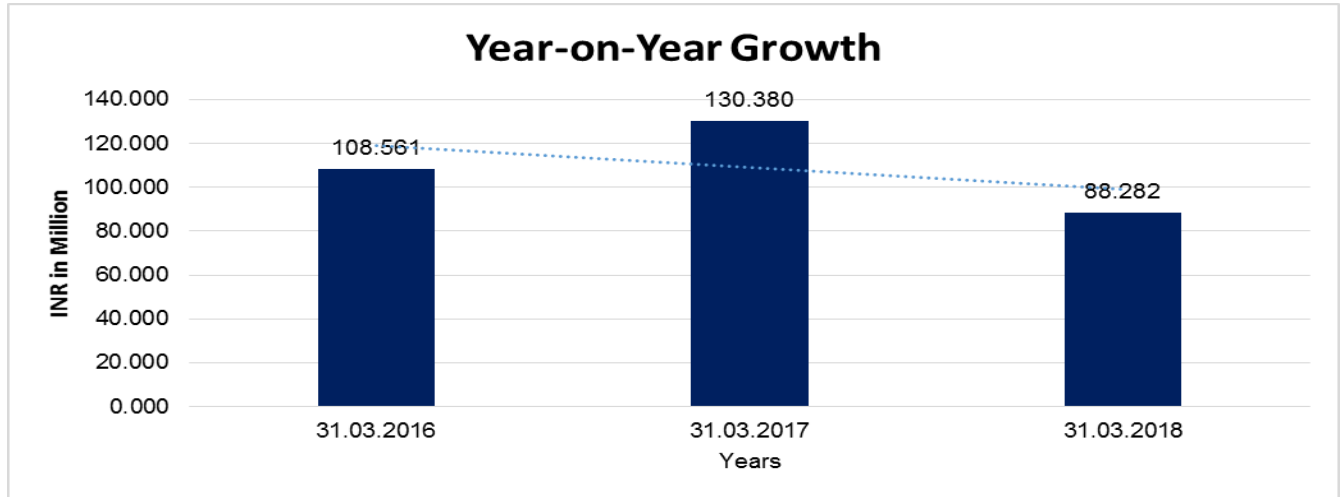
DISCLAIMER : This Report is **PRIVATE & CONFIDENTIAL** and it is prepared at the request of and for its use by the Subscriber only. The Subscriber shall use the contents of the Report merely as an aid to its business. Mira Inform Private Limited ("MIPL") has collated information/data in the Report, which have not been verified unless otherwise specifically mentioned in the Report. The Subscriber shall independently verify the accuracy and correctness of the information/data before in any way acting upon the same. MIPL shall not be liable for any harm, injury, loss or damage caused to the Subscriber due to default by the Subscriber's debtors/beneficiaries in fulfilling their obligations of any nature whatsoever. This Report or any of its portion shall not be used as a documentary evidence or otherwise before any investigative agencies or forum of law. This Report is confidential and proprietary to MIPL. The Subscriber and/or any other person(s) may not reproduce, publish or disclose any of the contents of the Report to others without the express authorization of MIPL. This Report is prepared and issued to the Subscriber without any risk, responsibility or liability on the part of MIPL or its officials.

Share Capital	100.000	100.000	100.000
Reserves & Surplus	(33.001)	(47.750)	(55.662)
Money received against share warrants	0.000	0.000	0.000
Share Application money pending allotment	0.000	0.000	0.000
Net worth	66.999	52.250	44.338
Long-term borrowings	0.000	0.000	0.000
Short term borrowings	0.000	0.000	0.000
Total borrowings	0.000	0.000	0.000
Debt/Equity ratio	0.000	0.000	0.000



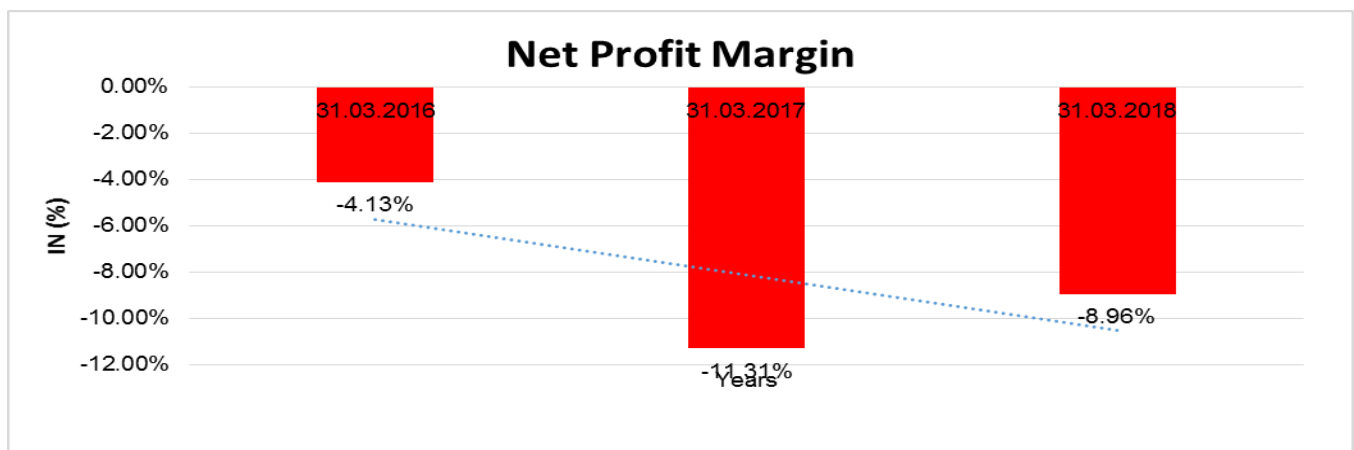
YEAR-ON-YEAR GROWTH

Year on Year Growth	31.03.2016	31.03.2017	31.03.2018
	(INR In Million)	(INR In Million)	(INR In Million)
Sales	108.561	130.380	88.282
		20.098	(32.289)



NET PROFIT MARGIN

Net Profit Margin	31.03.2016 (INR In Million)	31.03.2017 (INR In Million)	31.03.2018 (INR In Million)
Sales	108,561	130,380	88,282
Profit/ (Loss)	(4,487)	(14,750)	(7,911)
	(4.13 %)	(11.31 %)	(8.96 %)



LOCAL AGENCY FURTHER INFORMATION

Sr. No.	Check list by info agents	Available in Report (Yes/No)
1	Year of establishment	Yes

DISCLAIMER : This Report is **PRIVATE & CONFIDENTIAL** and it is prepared at the request of and for its use by the Subscriber only. The Subscriber shall use the contents of the Report merely as an aid to its business. Mira Inform Private Limited ("MIPL") has collated information/data in the Report, which have not been verified unless otherwise specifically mentioned in the Report. The Subscriber shall independently verify the accuracy and correctness of the information/data before in any way acting upon the same. MIPL shall not be liable for any harm, injury, loss or damage caused to the Subscriber due to default by the Subscriber's debtors/beneficiaries in fulfilling their obligations of any nature whatsoever. This Report or any of its portion shall not be used as a documentary evidence or otherwise before any investigative agencies or forum of law. This Report is confidential and proprietary to MIPL. The Subscriber and/or any other person(s) may not reproduce, publish or disclose any of the contents of the Report to others without the express authorization of MIPL. This Report is prepared and issued to the Subscriber without any risk, responsibility or liability on the part of MIPL or its officials.

2	Constitution of the entity -Incorporation details	Yes
3	Locality of the entity	Yes
4	Premises details	No
5	Buyer visit details	--
6	Contact numbers	Yes
7	Name of the person contacted	No
8	Designation of contact person	No
9	Promoter's background	Yes
10	Date of Birth of Proprietor / Partners / Directors	Yes
11	Pan Card No. of Proprietor / Partners	Yes
12	Voter Id Card No. of Proprietor / Partners	No
13	Type of business	Yes
14	Line of Business	Yes
15	Export/import details (if applicable)	No
16	No. of employees	No
17	Details of sister concerns	Yes
18	Major suppliers	No
19	Major customers	No
20	Banking Details	Yes
21	Banking facility details	Yes
22	Conduct of the banking account	--
23	Financials, if provided	Yes
24	Capital in the business	Yes
25	Last accounts filed at ROC, if applicable	Yes
26	Turnover of firm for last three years	Yes
27	Reasons for variation <> 20%	--
28	Estimation for coming financial year	No
29	Profitability for last three years	Yes
30	Major shareholders, if available	Yes
31	External Agency Rating, if available	No
32	Litigations that the firm/promoter involved in	--
33	Market information	--
34	Payments terms	No
35	Negative Reporting by Auditors in the Annual Report	No

PERFORMANCE AND FUTURE PROSPECTUS:

a) The Company has incurred a net loss of INR 7.911 Million for the year 2017-18 as compared to net loss of previous year of INR 14.750 Million.

b) The Board of Directors of the Company had evolved and adopted a Code of Conduct based on the principles of Good Corporate Governance and best management practices being followed globally.

DISCLAIMER : This Report is **PRIVATE & CONFIDENTIAL** and it is prepared at the request of and for its use by the Subscriber only. The Subscriber shall use the contents of the Report merely as an aid to its business. Mira Inform Private Limited ("MIPL") has collated information/data in the Report, which have not been verified unless otherwise specifically mentioned in the Report. The Subscriber shall independently verify the accuracy and correctness of the information/data before in any way acting upon the same. MIPL shall not be liable for any harm, injury, loss or damage caused to the Subscriber due to default by the Subscriber's debtors/beneficiaries in fulfilling their obligations of any nature whatsoever. This Report or any of its portion shall not be used as a documentary evidence or otherwise before any investigative agencies or forum of law. This Report is confidential and proprietary to MIPL. The Subscriber and/or any other person(s) may not reproduce, publish or disclose any of the contents of the Report to others without the express authorization of MIPL. This Report is prepared and issued to the Subscriber without any risk, responsibility or liability on the part of MIPL or its officials.

INDEX OF CHARGE: NO CHARGES EXISTS FOR COMPANY

FIXED ASSETS:

- Furniture and fixtures
- Vehicles
- Office equipment
- Computer equipments

CMT REPORT (Corruption, Money Laundering & Terrorism]

The Public Notice information has been collected from various sources including but not limited to: **The Courts, India Prisons Service, Interpol, etc.**

1] INFORMATION ON DESIGNATED PARTY

No records exist designating subject or any of its beneficial owners, controlling shareholders or senior officers as terrorist or terrorist organization or whom notice had been received that all financial transactions involving their assets have been blocked or convicted, found guilty or against whom a judgement or order had been entered in a proceedings for violating money-laundering, anti-corruption or bribery or international economic or anti-terrorism sanction laws or whose assets were seized, blocked, frozen or ordered forfeited for violation of money laundering or international anti-terrorism laws.

2] Court Declaration :

No records exist to suggest that subject is or was the subject of any formal or informal allegations, prosecutions or other official proceeding for making any prohibited payments or other improper payments to government officials for engaging in prohibited transactions or with designated parties.

3] Asset Declaration :

No records exist to suggest that the property or assets of the subject are derived from criminal conduct or a prohibited transaction.

4] Record on Financial Crime :

Charges or conviction registered against subject: **None**

5] Records on Violation of Anti-Corruption Laws :

Charges or investigation registered against subject: **None**

6] Records on Int'l Anti-Money Laundering Laws/Standards :

Charges or investigation registered against subject: **None**

7] Criminal Records

No available information exist that suggest that subject or any of its principals have been formally charged or convicted by a competent governmental authority for any financial crime or under any formal investigation by a competent government authority for any violation of anti-corruption laws or international anti-money laundering laws or standard.

8] Affiliation with Government :

No record exists to suggest that any director or indirect owners, controlling shareholders, director, officer or employee of the company is a government official or a family member or close business associate of a Government official.

9] Compensation Package :

Our market survey revealed that the amount of compensation sought by the subject is fair and reasonable and comparable to compensation paid to others for similar services.

10] Press Report :

No press reports / filings exists on the subject.

CORPORATE GOVERNANCE

MIRA INFORM as part of its Due Diligence do provide comments on Corporate Governance to identify management and governance. These factors often have been predictive and in some cases have created vulnerabilities to credit deterioration.

Our Governance Assessment focuses principally on the interactions between a company's management, its Board of Directors, Shareholders and other financial stakeholders.

CONTRAVENTION

Subject is not known to have contravened any existing local laws, regulations or policies that prohibit, restrict or otherwise affect the terms and conditions that could be included in the agreement with the subject.

FOREIGN EXCHANGE RATES

Currency	Unit	INR
US Dollar	1	INR
UK Pound	1	INR
Euro	1	INR

INFORMATION DETAILS

Information Gathered by :	
Analysis Done by :	
Report Prepared by :	JYO

SCORE FACTORS

DEMERIT POINTS		
--BANK CHARGES	YES/NO	YES
--LITIGATION	YES/NO	NO
--OTHER ADVERSE INFORMATION	YES/NO	NO
MERIT POINTS		
--SOLE DISTRIBUTORSHIP	YES/NO	NO
--EXPORT ACTIVITIES	YES/NO	NO
--AFFILIATION	YES/NO	YES
--LISTED	YES/NO	NO
--OTHER MERIT FACTORS	YES/NO	YES

RATING EXPLANATIONS

Credit Rating	Explanation	Rating Comments
A++	Minimum Risk	Business dealings permissible with minimum risk of default
A+	Low Risk	Business dealings permissible with low risk of default
A	Acceptable Risk	Business dealings permissible with moderate risk of default
B	Medium Risk	Business dealings permissible on a regular monitoring basis
C	Medium High Risk	Business dealings permissible preferably on secured basis
D	High Risk	Business dealing not recommended or on secured terms only
NB	New Business	No recommendation can be done due to business in infancy stage
NT	No Trace	No recommendation can be done as the business is not traceable

NB is stated where there is insufficient information to facilitate rating. However, it is not to be considered as unfavourable.

This score serves as a reference to assess SC's credit risk and to set the amount of credit to be extended. It is calculated from a composite of weighted scores obtained from each of the major sections of this report. The assessed factors are as follows:

- Financial condition covering various ratios
- Company background and operations size
- Promoters / Management background
- Payment record
- Litigation against the subject
- Industry scenario / competitor analysis
- Supplier / Customer / Banker review (wherever available)

DISCLAIMER : This Report is **PRIVATE & CONFIDENTIAL** and it is prepared at the request of and for its use by the Subscriber only. The Subscriber shall use the contents of the Report merely as an aid to its business. Mira Inform Private Limited ("MIPL") has collated information/data in the Report, which have not been verified unless otherwise specifically mentioned in the Report. The Subscriber shall independently verify the accuracy and correctness of the information/data before in any way acting upon the same. MIPL shall not be liable for any harm, injury, loss or damage caused to the Subscriber due to default by the Subscriber's debtors/beneficiaries in fulfilling their obligations of any nature whatsoever. This Report or any of its portion shall not be used as a documentary evidence or otherwise before any investigative agencies or forum of law. This Report is confidential and proprietary to MIPL. The Subscriber and/or any other person(s) may not reproduce, publish or disclose any of the contents of the Report to others without the express authorization of MIPL. This Report is prepared and issued to the Subscriber without any risk, responsibility or liability on the part of MIPL or its officials.