

MIRA INFORM REPORT

Report No. :	531600
Report Date :	28.09.2018

IDENTIFICATION DETAILS

Name :	WAHI SONS HOSPITALITY PRIVATE LIMITED (w.e.f. 23.06.2015)
Formerly Known As :	WAHI SONS MOTORS PRIVATE LIMITED (w.e.f. 14.06.2010) WAHI AUTO INDIA PRIVATE LIMITED REEMA FINLEASE PRIVATE LIMITED MISHRA SECURITY AND DETECTIVE PRIVATE LIMITED
Registered Office :	D-5, Pushpanjali Farms, Bijwasan, New Delhi-110061
Tel. No.:	91-11-23655876 91-124-4340400
Country :	India
Financials (as on) :	31.03.2017
Date of Incorporation :	03.04.1997
CIN No.: [Company Identification No.]	U55101DL1997PTC086397
Capital Investment / Paid-up Capital :	INR 11.232 Million
PAN No.: [Permanent Account No.]	AABCS5378R
GSTN : [Goods & Service Tax Registration No.]	Not Divulged
Legal Form :	Private Limited Liability Company
Line of Business :	Providing Meal serving services with hotels, restaurants, guest etc. services (including services provided by restaurants and cafes and similar eating facilities). (Registered Activity)

DISCLAIMER : This Report is **PRIVATE & CONFIDENTIAL** and it is prepared at the request of and for its use by the Subscriber only. The Subscriber shall use the contents of the Report merely as an aid to its business. Mira Inform Private Limited ("MIPL") has collated information/data in the Report, which have not been verified unless otherwise specifically mentioned in the Report. The Subscriber shall independently verify the accuracy and correctness of the information/data before in any way acting upon the same. MIPL shall not be liable for any harm, injury, loss or damage caused to the Subscriber due to default by the Subscriber's debtors/beneficiaries in fulfilling their obligations of any nature whatsoever. This Report or any of its portion shall not be used as a documentary evidence or otherwise before any investigative agencies or forum of law. This Report is confidential and proprietary to MIPL. The Subscriber and/or any other person(s) may not reproduce, publish or disclose any of the contents of the Report to others without the express authorization of MIPL. This Report is prepared and issued to the Subscriber without any risk, responsibility or liability on the part of MIPL or its officials.

No. of Employees :	Not Divulged
--------------------	--------------

RATING & COMMENTS

(Mira Inform has adopted New Rating mechanism w.e.f. 23rd January 2017)

MIRA's Rating :	B
------------------------	---

Credit Rating	Explanation	Rating Comments
B	Medium Risk	Business dealings permissible on a regular monitoring basis

Maximum Credit Limit :	USD 35000
Status :	Yet to commence commercial operation
Payment Behaviour :	Unknown
Litigation :	Clear
Comments :	<p>Even though the company was incorporated in the year 1997, the company is yet to commence with its commercial operation.</p> <p>Management denied to part any information about the company.</p> <p>For the financial year ended 2017, the company has achieved other income and reported loss.</p> <p>However, capital base of the company is sound. Payment terms are unknown.</p> <p>In view of the aforesaid, the company can be considered for business dealings with some caution.</p>

NOTES:

Any query related to this report can be made on e-mail: infodept@mirainform.com while quoting report number, name and date.

ECGC Country Risk Classification List

Country Name	Previous Rating (31.12.2017)	Current Rating (01.04.2018)
India	A1	A1

Risk Category	ECGC Classification
Insignificant	A1
Low Risk	A2
Moderately Low Risk	B1

DISCLAIMER : This Report is **PRIVATE & CONFIDENTIAL** and it is prepared at the request of and for its use by the Subscriber only. The Subscriber shall use the contents of the Report merely as an aid to its business. Mira Inform Private Limited ("MIPL") has collated information/data in the Report, which have not been verified unless otherwise specifically mentioned in the Report. The Subscriber shall independently verify the accuracy and correctness of the information/data before in any way acting upon the same. MIPL shall not be liable for any harm, injury, loss or damage caused to the Subscriber due to default by the Subscriber's debtors/beneficiaries in fulfilling their obligations of any nature whatsoever. This Report or any of its portion shall not be used as a documentary evidence or otherwise before any investigative agencies or forum of law. This Report is confidential and proprietary to MIPL. The Subscriber and/or any other person(s) may not reproduce, publish or disclose any of the contents of the Report to others without the express authorization of MIPL. This Report is prepared and issued to the Subscriber without any risk, responsibility or liability on the part of MIPL or its officials.

Moderate Risk	B2
Moderately High Risk	C1
High Risk	C2
Very High Risk	D

EXTERNAL AGENCY RATING

Rating Agency Name	Not Available
Rating	Not Available
Rating Explanation	Not Available
Date	Not Available

RBI DEFAULTERS' LIST STATUS

Subject's name is not enlisted as a defaulter in the publicly available RBI Defaulters' list.

EPF (Employee Provident Fund) DEFAULTERS' LIST STATUS

Subject's name is not enlisted as a defaulter in the publicly available EPF (Employee Provident Fund) Defaulters' list as of 31-03-2018.

BIFR (Board for Industrial & Financial Reconstruction) LISTING STATUS

Subject's name is not listed as a Sick Unit in the publicly available BIFR (Board for Industrial & Financial Reconstruction) list as of 28.09.2018

IBBI (Insolvency and Bankruptcy Board of India) LISTING STATUS

Subject's name is not listed in the publicly available IBBI (Insolvency and Bankruptcy Board of India) list as of report date.

INFORMATION DENIED

Management non-cooperative (Tel No.: 91-124-4340400)

LOCATIONS

Registered Office :	D-5, Pushpanjali Farms, Bijwasan, New Delhi-110061, India
Tel. No.:	91-11-23655876
Fax No.:	Not Available
E-Mail :	Pvrn_co@yahoo.co.in info@wahisons.com

DISCLAIMER : This Report is **PRIVATE & CONFIDENTIAL** and it is prepared at the request of and for its use by the Subscriber only. The Subscriber shall use the contents of the Report merely as an aid to its business. Mira Inform Private Limited ("MIPL") has collated information/data in the Report, which have not been verified unless otherwise specifically mentioned in the Report. The Subscriber shall independently verify the accuracy and correctness of the information/data before in any way acting upon the same. MIPL shall not be liable for any harm, injury, loss or damage caused to the Subscriber due to default by the Subscriber's debtors/beneficiaries in fulfilling their obligations of any nature whatsoever. This Report or any of its portion shall not be used as a documentary evidence or otherwise before any investigative agencies or forum of law. This Report is confidential and proprietary to MIPL. The Subscriber and/or any other person(s) may not reproduce, publish or disclose any of the contents of the Report to others without the express authorization of MIPL. This Report is prepared and issued to the Subscriber without any risk, responsibility or liability on the part of MIPL or its officials.

Branches Address:	Located At:
	<ul style="list-style-type: none"> Gurugram
Tel. No.:	91-124-4340400

DIRECTORS

As on 31.03.2018

Name :	Mr. Sagar WahI		
Designation :	Director		
Address :	H. No – D-5, Pushpanjali Farms, Bijwasan South West, Delhi-110061, India		
Date of Birth/Age :	19.08.1985		
Date of Appointment :	30.04.2016		
DIN No:	00726503		
Other Directorship:			
CIN/FCRN	Company Name	Begin Date	End Date
U74899DL1995PTC073297	WAHI SONS PRIVATE LIMITED	30/09/2015	-
U35999DL2016PTC307213	WAHI SONS AUTOMOTIVE PRIVATE LIMITED	17/10/2016	-
U28999DL2017PTC310932	WAHI AKITA FINE BLANKING PRIVATE LIMITED	23/01/2017	-
Name :	Mr. Manav WahI		
Designation :	Director		
Address :	H. No – D-5, Pushpanjali Farms, Bijwasan South West, Delhi-110061, India		
Date of Birth/Age :	04.05.1979		
Date of Appointment :	10.06.1999		
DIN No:	00726587		
Other Directorship:			
CIN/FCRN	Company Name	Begin Date	End Date
U74899DL1993PTC055265	WAHI ENTERPRISES PRIVATE LIMITED	01/04/2002	-
U74899DL1995PTC073297	WAHI SONS PRIVATE LIMITED	01/04/2015	-
U51100DL1997PTC086199	WAHI IMPEX PRIVATE LIMITED	10/06/1999	-
U35999DL2016PTC307213	WAHI SONS AUTOMOTIVE PRIVATE LIMITED	17/10/2016	-
U28999DL2017PTC310932	WAHI AKITA FINE BLANKING PRIVATE	23/01/2017	-

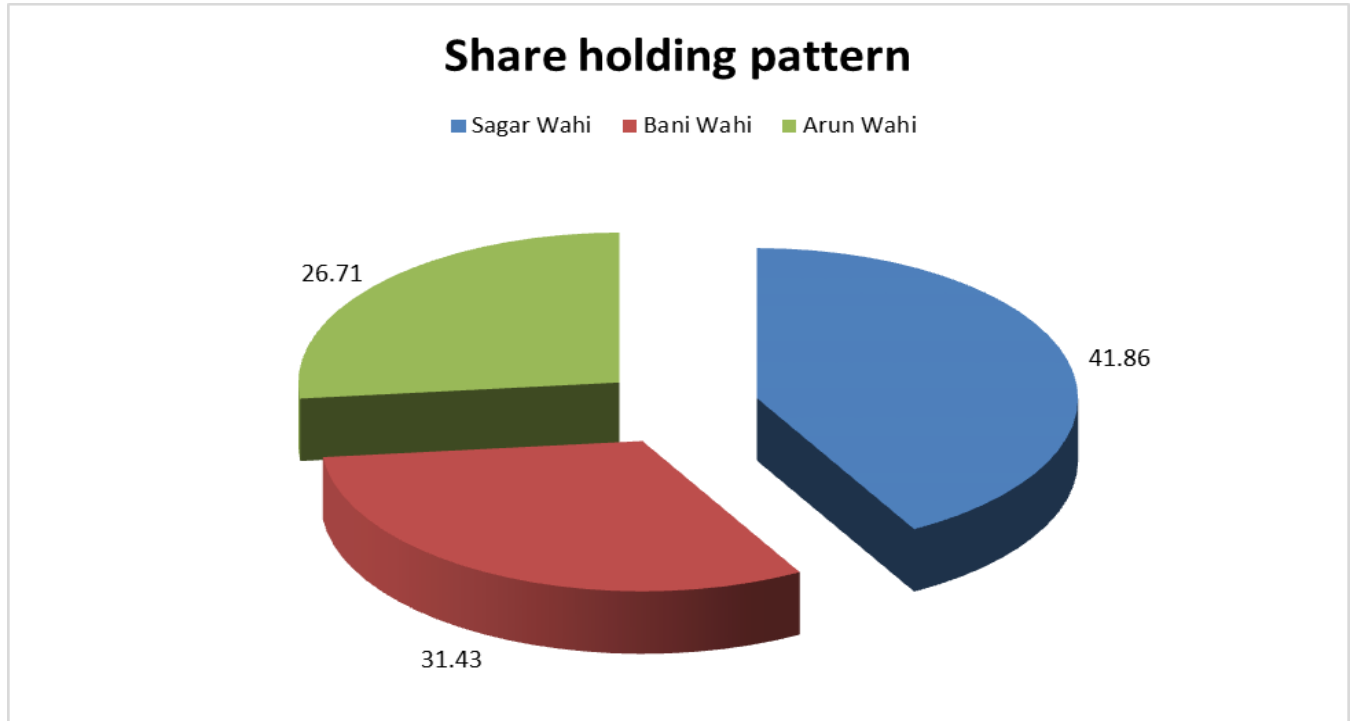
DISCLAIMER : This Report is **PRIVATE & CONFIDENTIAL** and it is prepared at the request of and for its use by the Subscriber only. The Subscriber shall use the contents of the Report merely as an aid to its business. Mira Inform Private Limited ("MIPL") has collated information/data in the Report, which have not been verified unless otherwise specifically mentioned in the Report. The Subscriber shall independently verify the accuracy and correctness of the information/data before in any way acting upon the same. MIPL shall not be liable for any harm, injury, loss or damage caused to the Subscriber due to default by the Subscriber's debtors/beneficiaries in fulfilling their obligations of any nature whatsoever. This Report or any of its portion shall not be used as a documentary evidence or otherwise before any investigative agencies or forum of law. This Report is confidential and proprietary to MIPL. The Subscriber and/or any other person(s) may not reproduce, publish or disclose any of the contents of the Report to others without the express authorization of MIPL. This Report is prepared and issued to the Subscriber without any risk, responsibility or liability on the part of MIPL or its officials.

	LIMITED		
Name :	Mrs. Bani Wahi		
Designation :	Director		
Address :	H. No – D-5, Pushpanjali Farms, Bijwasan South West, Delhi-110061, India		
Date of Birth/Age :	30.01.1957		
Date of Appointment :	12.05.2016		
DIN No:	02399580		
Other Directorship:			
CIN/FCRN	Company Name	Begin Date	End Date
U74899DL1995PTC073297	WAHI SONS PRIVATE LIMITED	14/08/2015	-
U51100DL1997PTC086199	WAHI IMPEX PRIVATE LIMITED	29/09/2016	-
U85300DL2015NPL280105	SMS INDIA FOUNDATION	27/04/2016	-
U35999DL2016PTC307213	WAHI SONS AUTOMOTIVE PRIVATE LIMITED	17/10/2016	-

MAJOR SHAREHOLDERS

As on 31.03.2017

Names of Shareholders	No. of Shares	% of Holding
Sagar Wahi	470200	41.86
Bani Wahi	353000	31.43
Arun Wahi	300000	26.71
Total	1123200	100.00



Equity Share Break up (Percentage of Total Equity)

As on: 29.09.2017

Category	Percentage
Promoters (Individual/Hindu Undivided Family – Indian)	100.00
Total	100.00

BUSINESS DETAILS

Line of Business :	Providing Meal serving services with hotels, restaurants, guest etc. services (including services provided by restaurants and cafes and similar eating facilities). (Registered Activity)	
Services :	Item Code No.	Services Description
	99633101	Meal serving services with hotels, restaurants, guest etc. services (including services provided by restaurants and cafes and similar eating facilities)
Brand Names :	Not Available	

DISCLAIMER : This Report is **PRIVATE & CONFIDENTIAL** and it is prepared at the request of and for its use by the Subscriber only. The Subscriber shall use the contents of the Report merely as an aid to its business. Mira Inform Private Limited ("MIPL") has collated information/data in the Report, which have not been verified unless otherwise specifically mentioned in the Report. The Subscriber shall independently verify the accuracy and correctness of the information/data before in any way acting upon the same. MIPL shall not be liable for any harm, injury, loss or damage caused to the Subscriber due to default by the Subscriber's debtors/beneficiaries in fulfilling their obligations of any nature whatsoever. This Report or any of its portion shall not be used as a documentary evidence or otherwise before any investigative agencies or forum of law. This Report is confidential and proprietary to MIPL. The Subscriber and/or any other person(s) may not reproduce, publish or disclose any of the contents of the Report to others without the express authorization of MIPL. This Report is prepared and issued to the Subscriber without any risk, responsibility or liability on the part of MIPL or its officials.

Agencies Held :	Not Available
Exports :	Not Divulged
Imports :	Not Divulged
Terms :	Not Divulged

PRODUCTION STATUS – (NOT AVAILABLE)

GENERAL INFORMATION

Suppliers :	Reference :	Not Divulged
	Name of the Person :	--
	Contact No.:	--
	Since How Long Known :	--
	Maximum Limit Dealt :	--
	Experience :	--
	Remark:	--
Customers :	Reference :	Not Divulged
	Name of the Person :	--
	Contact No.:	--
	Since How Long Known :	--
	Maximum Limit Dealt :	--
	Experience :	--
	Remark:	--
No. of Employees :	Not Divulged	
Bankers :	Banker Name :	Not Divulged
	Branch :	Not Divulged
	Person Name (With Designation) :	--
	Contact Number :	--
	Name of Account Holder :	--
	Account Number :	--
	Account Since (Date/Year of Account Opening) :	--
	Average Balance Maintained :	--
	Credit Facilities Enjoyed (CC/OD/Term Loan) :	--
	Account Operation :	--
	Remark :	--

DISCLAIMER : This Report is **PRIVATE & CONFIDENTIAL** and it is prepared at the request of and for its use by the Subscriber only. The Subscriber shall use the contents of the Report merely as an aid to its business. Mira Inform Private Limited ("MIPL") has collated information/data in the Report, which have not been verified unless otherwise specifically mentioned in the Report. The Subscriber shall independently verify the accuracy and correctness of the information/data before in any way acting upon the same. MIPL shall not be liable for any harm, injury, loss or damage caused to the Subscriber due to default by the Subscriber's debtors/beneficiaries in fulfilling their obligations of any nature whatsoever. This Report or any of its portion shall not be used as a documentary evidence or otherwise before any investigative agencies or forum of law. This Report is confidential and proprietary to MIPL. The Subscriber and/or any other person(s) may not reproduce, publish or disclose any of the contents of the Report to others without the express authorization of MIPL. This Report is prepared and issued to the Subscriber without any risk, responsibility or liability on the part of MIPL or its officials.

Auditors :	
Name :	PVRN and Company Chartered Accountants
Address :	2936/43, Beadon Pura, Saraswati Marg, Karol Bagh, New Delhi – 110005, India
Income-tax PAN of auditor or auditor's firm :	AAFFP4583N
Membership Number:	082646
Memberships :	Not Available
Collaborators :	Not Available
Subsidiary:	Corks and Kegs Private Limited
Other Related Parties:	<ul style="list-style-type: none"> • Associated Trading Company • Wahi Sons Private Limited • Wahi Enterprises Private Limited • Wahi Impex Private Limited

CAPITAL STRUCTURE

AS ON: 31.03.2017

Authorised Capital :

No. of Shares	Type	Value	Amount
1500000	Equity Shares	INR 10/- each	INR 15.000 Million

Issued, Subscribed & Paid-up Capital :

No. of Shares	Type	Value	Amount
1123200	Equity Shares	INR 10/- each	INR 11.232 Million

FINANCIAL DATA
[all figures are INR Million]

ABRIDGED BALANCE SHEET (STANDALONE)

SOURCES OF FUNDS	31.03.2017	31.03.2016	31.03.2015
I. EQUITY AND LIABILITIES			
(1) Shareholders' Funds			
(a) Share Capital	11.232	11.232	11.232
(b) Reserves & Surplus	1.115	2.364	2.300
(c) Money received against share warrants	0.000	0.000	0.000
(2) Share Application money pending allotment	0.000	0.000	0.000
Total Shareholders' Funds (1) + (2)	12.347	13.596	13.532
(3) Non-Current Liabilities			
(a) long-term borrowings	0.000	0.000	0.000
(b) Deferred tax liabilities (Net)	0.000	0.000	0.000
(c) Other long term liabilities	0.000	0.000	0.000
(d) long-term provisions	0.000	0.000	0.000
Total Non-current Liabilities (3)	0.000	0.000	0.000
(4) Current Liabilities			
(a) Short term borrowings	0.457	0.257	0.225
(b) Trade payables	0.000	0.000	0.000
(c) Other current liabilities	0.000	0.000	0.000
(d) Short-term provisions	0.034	0.131	0.399
Total Current Liabilities (4)	0.491	0.388	0.624
TOTAL	12.838	13.984	14.156
II. ASSETS			
(1) Non-current assets			
(a) Fixed Assets			
(i) Tangible assets	0.000	0.000	0.000
(ii) Intangible Assets	0.000	0.000	0.000
(iii) Capital work-in-progress	0.000	0.000	0.000
(iv) Intangible assets under development	0.000	0.000	0.000
(b) Non-current Investments	7.855	7.855	0.000
(c) Deferred tax assets (net)	0.000	0.000	0.000
(d) Long-term Loan and Advances	0.000	0.000	0.000
(e) Other Non-current assets	0.000	0.000	0.000
Total Non-Current Assets	7.855	7.855	0.000

DISCLAIMER : This Report is **PRIVATE & CONFIDENTIAL** and it is prepared at the request of and for its use by the Subscriber only. The Subscriber shall use the contents of the Report merely as an aid to its business. Mira Inform Private Limited ("MIPL") has collated information/data in the Report, which have not been verified unless otherwise specifically mentioned in the Report. The Subscriber shall independently verify the accuracy and correctness of the information/data before in any way acting upon the same. MIPL shall not be liable for any harm, injury, loss or damage caused to the Subscriber due to default by the Subscriber's debtors/beneficiaries in fulfilling their obligations of any nature whatsoever. This Report or any of its portion shall not be used as a documentary evidence or otherwise before any investigative agencies or forum of law. This Report is confidential and proprietary to MIPL. The Subscriber and/or any other person(s) may not reproduce, publish or disclose any of the contents of the Report to others without the express authorization of MIPL. This Report is prepared and issued to the Subscriber without any risk, responsibility or liability on the part of MIPL or its officials.

(2) Current assets			
(a) Current investments	0.000	0.000	0.000
(b) Inventories	0.000	0.000	0.000
(c) Trade receivables	0.000	0.000	0.000
(d) Cash and cash equivalents	1.640	0.776	5.010
(e) Short-term loans and advances	3.336	5.324	9.146
(f) Other current assets	0.007	0.029	0.000
Total Current Assets	4.983	6.129	14.156
TOTAL	12.838	13.984	14.156

PROFIT & LOSS ACCOUNT (STANDALONE)

	PARTICULARS	31.03.2017	31.03.2016	31.03.2015
	SALES			
	Income	0.000	0.000	0.000
	Other Income	0.430	0.285	0.521
	TOTAL	0.430	0.285	0.521
Less	EXPENSES			
	Other expenses	1.678	0.193	0.232
	TOTAL	1.678	0.193	0.232
	PROFIT/ (LOSS) BEFORE INTEREST, TAX, DEPRECIATION AND AMORTISATION	(1.248)	0.092	0.289
Less	FINANCIAL EXPENSES	0.000	0.000	0.000
	PROFIT / (LOSS) BEFORE TAX, DEPRECIATION AND AMORTISATION	(1.248)	0.092	0.289
Less	DEPRECIATION/ AMORTISATION	0.000	0.000	0.000
	PROFIT/ (LOSS) BEFORE TAX	(1.248)	0.092	0.289
Less	TAX	0.000	0.028	0.093
	PROFIT/ (LOSS) AFTER TAX	(1.248)	0.064	0.196
	EARNINGS IN FOREIGN CURRENCY	0.362	0.000	0.000
	Earnings / (Loss) Per Share (INR)	(1.11)	0.06	0.17

DISCLAIMER : This Report is **PRIVATE & CONFIDENTIAL** and it is prepared at the request of and for its use by the Subscriber only. The Subscriber shall use the contents of the Report merely as an aid to its business. Mira Inform Private Limited ("MIPL") has collated information/data in the Report, which have not been verified unless otherwise specifically mentioned in the Report. The Subscriber shall independently verify the accuracy and correctness of the information/data before in any way acting upon the same. MIPL shall not be liable for any harm, injury, loss or damage caused to the Subscriber due to default by the Subscriber's debtors/beneficiaries in fulfilling their obligations of any nature whatsoever. This Report or any of its portion shall not be used as a documentary evidence or otherwise before any investigative agencies or forum of law. This Report is confidential and proprietary to MIPL. The Subscriber and/or any other person(s) may not reproduce, publish or disclose any of the contents of the Report to others without the express authorization of MIPL. This Report is prepared and issued to the Subscriber without any risk, responsibility or liability on the part of MIPL or its officials.

CURRENT MATURITIES OF LONG TERM DEBT DETAILS

Particulars	31.03.2017	31.03.2016	31.03.2015
Current Maturities of Long term debt	NA	NA	NA
Cash generated from operations	0.233	3.332	4.572
Net cash flows from operating activities	0.233	3.332	4.572

KEY RATIOS

LEVERAGE RATIOS

PARTICULARS	31.03.2017	31.03.2016	31.03.2015
Debt Ratio ((Borrowing + Current Liabilities) / Total Assets)	0.04	0.03	0.04
Debt Equity Ratio (Total Liability / Networth)	0.04	0.02	0.02
Current Liabilities to Networth (Current Liabilities / Net Worth)	0.04	0.03	0.05
Fixed Assets to Networth (Net Fixed Assets / Networth)	0.00	0.00	0.00
Interest Coverage Ratio (PBIT / Financial Charges)	0.00	0.00	0.00

PROFITABILITY RATIOS

PARTICULARS		31.03.2017	31.03.2016	31.03.2015
Net Profit Margin ((PAT / Sales) * 100)	%	(290.23)	22.46	37.62
Return on Total Assets ((PAT / Total Assets) * 100)	%	(9.72)	0.46	1.38
Return on Investment (ROI) ((PAT / Networth) * 100)	%	(10.11)	0.47	1.45

SOLVENCY RATIOS

PARTICULARS	31.03.2017	31.03.2016	31.03.2015
-------------	------------	------------	------------

DISCLAIMER : This Report is **PRIVATE & CONFIDENTIAL** and it is prepared at the request of and for its use by the Subscriber only. The Subscriber shall use the contents of the Report merely as an aid to its business. Mira Inform Private Limited ("MIPL") has collated information/data in the Report, which have not been verified unless otherwise specifically mentioned in the Report. The Subscriber shall independently verify the accuracy and correctness of the information/data before in any way acting upon the same. MIPL shall not be liable for any harm, injury, loss or damage caused to the Subscriber due to default by the Subscriber's debtors/beneficiaries in fulfilling their obligations of any nature whatsoever. This Report or any of its portion shall not be used as a documentary evidence or otherwise before any investigative agencies or forum of law. This Report is confidential and proprietary to MIPL. The Subscriber and/or any other person(s) may not reproduce, publish or disclose any of the contents of the Report to others without the express authorization of MIPL. This Report is prepared and issued to the Subscriber without any risk, responsibility or liability on the part of MIPL or its officials.

Current Ratio (Current Assets / Current Liabilities)	10.15	15.80	22.69
Quick Ratio ((Current Assets – Inventories) / Current Liabilities)	10.15	15.80	22.69
G-Score Ratio Financial (Networth / Total Assets)	0.96	0.97	0.96
G-Score Ratio Debt (Debts / Equity Capital)	0.04	0.02	0.02
G-Score Ratio Liquidity (Total Current Assets / Total Current Liabilities)	10.15	15.80	22.69

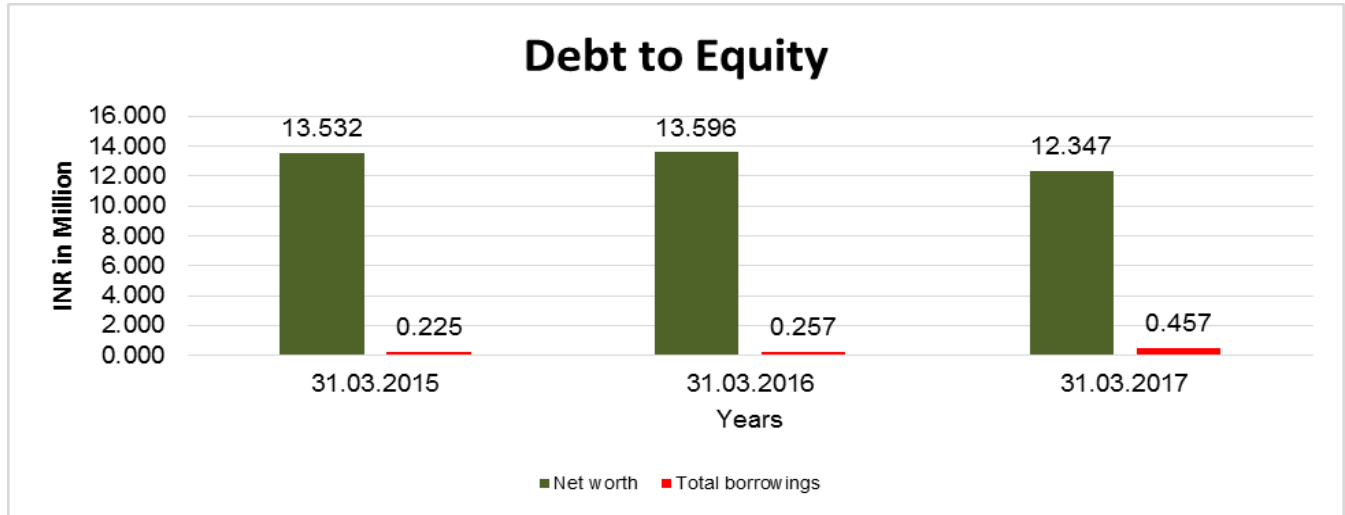
Total Liability = Short-term Debt + Long-term Debt + Current Maturities of Long-term debts

FINANCIAL ANALYSIS
[all figures are in INR Million]

DEBT EQUITY RATIO

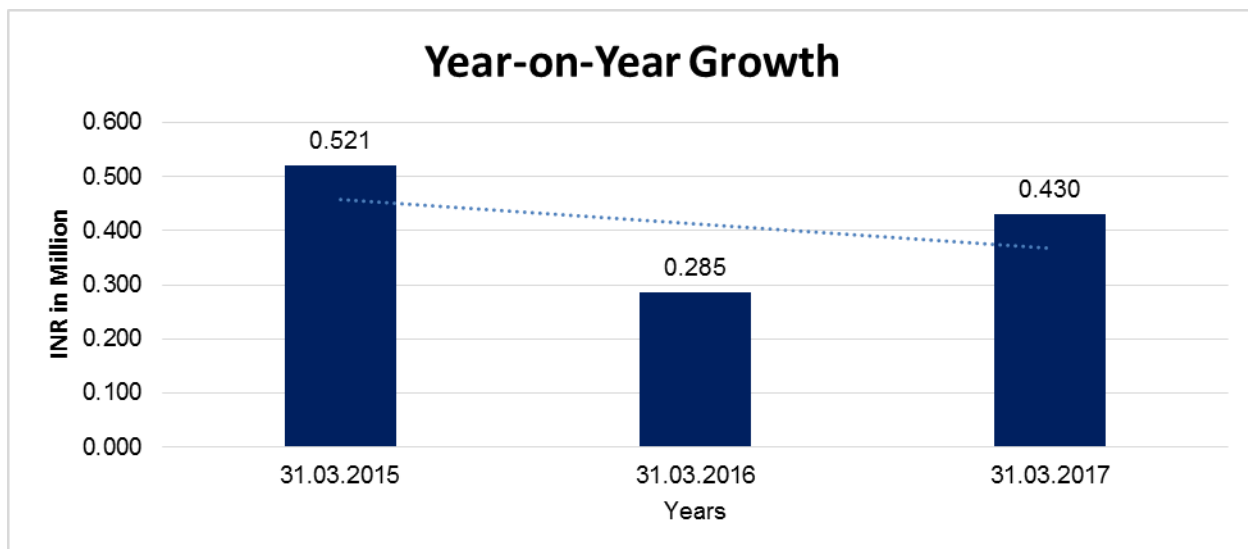
Particular	31.03.2015 INR In Million	31.03.2016 INR In Million	31.03.2017 INR In Million
Share Capital	11.232	11.232	11.232
Reserves & Surplus	2.300	2.364	1.115
Net worth	13.532	13.596	12.347
long-term borrowings	0.000	0.000	0.000
Short term borrowings	0.225	0.257	0.457
Total borrowings	0.225	0.257	0.457
Debt/Equity ratio	0.017	0.019	0.037

DISCLAIMER : This Report is **PRIVATE & CONFIDENTIAL** and it is prepared at the request of and for its use by the Subscriber only. The Subscriber shall use the contents of the Report merely as an aid to its business. Mira Inform Private Limited ("MIPL") has collated information/data in the Report, which have not been verified unless otherwise specifically mentioned in the Report. The Subscriber shall independently verify the accuracy and correctness of the information/data before in any way acting upon the same. MIPL shall not be liable for any harm, injury, loss or damage caused to the Subscriber due to default by the Subscriber's debtors/beneficiaries in fulfilling their obligations of any nature whatsoever. This Report or any of its portion shall not be used as a documentary evidence or otherwise before any investigative agencies or forum of law. This Report is confidential and proprietary to MIPL. The Subscriber and/or any other person(s) may not reproduce, publish or disclose any of the contents of the Report to others without the express authorization of MIPL. This Report is prepared and issued to the Subscriber without any risk, responsibility or liability on the part of MIPL or its officials.



YEAR-ON-YEAR GROWTH

Year on Year Growth	31.03.2015	31.03.2016	31.03.2017
	INR In Million	INR In Million	INR In Million
Total Income	0.521	0.285	0.430
		(45.298)	50.877

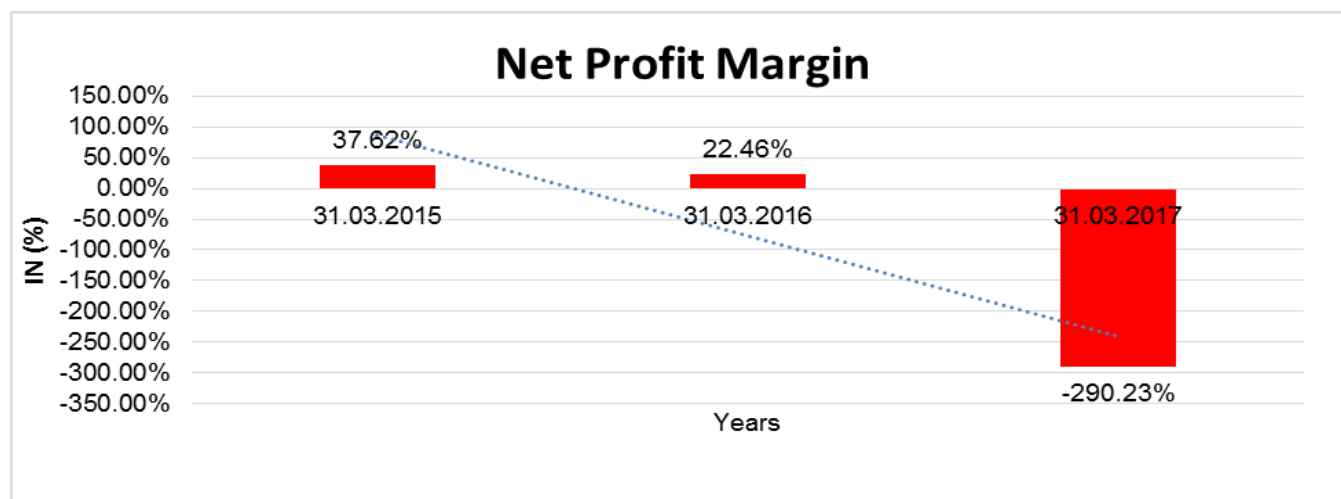


NET PROFIT MARGIN

Net Profit Margin	31.03.2015	31.03.2016	31.03.2017
	INR In Million	INR In Million	INR In Million

DISCLAIMER : This Report is **PRIVATE & CONFIDENTIAL** and it is prepared at the request of and for its use by the Subscriber only. The Subscriber shall use the contents of the Report merely as an aid to its business. Mira Inform Private Limited ("MIPL") has collated information/data in the Report, which have not been verified unless otherwise specifically mentioned in the Report. The Subscriber shall independently verify the accuracy and correctness of the information/data before in any way acting upon the same. MIPL shall not be liable for any harm, injury, loss or damage caused to the Subscriber due to default by the Subscriber's debtors/beneficiaries in fulfilling their obligations of any nature whatsoever. This Report or any of its portion shall not be used as a documentary evidence or otherwise before any investigative agencies or forum of law. This Report is confidential and proprietary to MIPL. The Subscriber and/or any other person(s) may not reproduce, publish or disclose any of the contents of the Report to others without the express authorization of MIPL. This Report is prepared and issued to the Subscriber without any risk, responsibility or liability on the part of MIPL or its officials.

Total Income	0.521	0.285	0.430
Profit /(Loss)	0.196	0.064	(1.248)
	37.62%	22.46%	(290.23%)



ABRIDGED BALANCE SHEET (CONSOLIDATED)

SOURCES OF FUNDS	31.03.2017	31.03.2016
I. EQUITY AND LIABILITIES		
(1) Shareholders' Funds		
(a) Share Capital	11.232	11.232
(b) Reserves & Surplus	(1.021)	2.690
(c) Money received against share warrants	0.000	0.000
(d) Share Application money pending allotment	0.000	0.000
(2) Minority Interest	4.533	7.247
Total Shareholders' Funds (1) + (2)	14.744	21.169
(3) Non-Current Liabilities		
(a) long-term borrowings	0.000	0.000
(b) Deferred tax liabilities (Net)	0.000	0.000
(c) Other long term liabilities	0.000	0.000
(d) long-term provisions	0.000	0.000
Total Non-current Liabilities (3)	0.000	0.000
(4) Current Liabilities		
(a) Short term borrowings	0.457	0.257
(b) Trade payables	1.440	0.857
(c) Other current liabilities	0.000	0.000
(d) Short-term provisions	1.308	1.232

DISCLAIMER : This Report is **PRIVATE & CONFIDENTIAL** and it is prepared at the request of and for its use by the Subscriber only. The Subscriber shall use the contents of the Report merely as an aid to its business. Mira Inform Private Limited ("MIPL") has collated information/data in the Report, which have not been verified unless otherwise specifically mentioned in the Report. The Subscriber shall independently verify the accuracy and correctness of the information/data before in any way acting upon the same. MIPL shall not be liable for any harm, injury, loss or damage caused to the Subscriber due to default by the Subscriber's debtors/beneficiaries in fulfilling their obligations of any nature whatsoever. This Report or any of its portion shall not be used as a documentary evidence or otherwise before any investigative agencies or forum of law. This Report is confidential and proprietary to MIPL. The Subscriber and/or any other person(s) may not reproduce, publish or disclose any of the contents of the Report to others without the express authorization of MIPL. This Report is prepared and issued to the Subscriber without any risk, responsibility or liability on the part of MIPL or its officials.

Total Current Liabilities (4)	3.205	2.346
TOTAL	17.949	23.515
II. ASSETS		
(1) Non-current assets		
(a) Fixed Assets		
(i) Tangible assets	1.925	0.215
(ii) Intangible Assets	0.000	0.000
(iii) Capital work-in-progress	0.000	0.000
(iv) Intangible assets under development	0.000	0.000
(v) Goodwill Consolidation	1.385	0.243
(b) Non-current Investments	0.000	0.000
(c) Deferred tax assets (net)	0.000	0.000
(d) Long-term Loan and Advances	0.000	0.000
(e) Other Non-current assets	0.000	0.000
Total Non-Current Assets	3.310	0.458
(2) Current assets		
(a) Current investments	0.000	0.000
(b) Inventories	1.138	0.648
(c) Trade receivables	7.135	8.256
(d) Cash and cash equivalents	3.023	8.801
(e) Short-term loans and advances	3.336	5.324
(f) Other current assets	0.007	0.028
Total Current Assets	14.639	23.057
TOTAL	17.949	23.515

PROFIT & LOSS ACCOUNT (CONSOLIDATED)

	PARTICULARS	31.03.2017	31.03.2016
	SALES		
	Income	0.000	0.000
	Other Income	56.356	12.740
	TOTAL	56.356	12.740
Less	EXPENSES		
	Cost of Materials Consumed	24.924	5.160
	Other expenses	36.140	6.733
	TOTAL	61.064	11.893
Less	PROFIT/ (LOSS) BEFORE INTEREST, TAX, DEPRECIATION AND AMORTISATION	(4.708)	0.847
Less	FINANCIAL EXPENSES	0.000	0.000

DISCLAIMER : This Report is **PRIVATE & CONFIDENTIAL** and it is prepared at the request of and for its use by the Subscriber only. The Subscriber shall use the contents of the Report merely as an aid to its business. Mira Inform Private Limited ("MIPL") has collated information/data in the Report, which have not been verified unless otherwise specifically mentioned in the Report. The Subscriber shall independently verify the accuracy and correctness of the information/data before in any way acting upon the same. MIPL shall not be liable for any harm, injury, loss or damage caused to the Subscriber due to default by the Subscriber's debtors/beneficiaries in fulfilling their obligations of any nature whatsoever. This Report or any of its portion shall not be used as a documentary evidence or otherwise before any investigative agencies or forum of law. This Report is confidential and proprietary to MIPL. The Subscriber and/or any other person(s) may not reproduce, publish or disclose any of the contents of the Report to others without the express authorization of MIPL. This Report is prepared and issued to the Subscriber without any risk, responsibility or liability on the part of MIPL or its officials.

	PROFIT / (LOSS) BEFORE TAX, DEPRECIATION AND AMORTISATION	(4.708)	0.847
Less/ Add	DEPRECIATION/ AMORTISATION	0.338	0.011
	PROFIT/ (LOSS) BEFORE TAX	(5.046)	0.836
Less	TAX	0.000	0.132
	TOTAL PROFIT (LOSS) FOR PERIOD FROM CONTINUING OPERATIONS	(5.046)	0.704
	PROFIT (LOSS) OF MINORITY INTEREST	1.335	(0.314)
	TOTAL PROFIT (LOSS) FOR PERIOD	(3.711)	0.390
	Earnings / (Loss) Per Share (INR)	(4.49)	0.63

LOCAL AGENCY FURTHER INFORMATION

Sr. No.	Check list by info agents	Available in Report (Yes/No)
1	Year of establishment	Yes
2	Constitution of the entity -Incorporation details	Yes
3	Locality of the entity	Yes
4	Premises details	No
5	Buyer visit details	--
6	Contact numbers	Yes
7	Name of the person contacted	No
8	Designation of contact person	No
9	Promoter's background	Yes
10	Date of Birth of Proprietor / Partners / Directors	Yes
11	Pan Card No. of Proprietor / Partners	No
12	Voter Id Card No. of Proprietor / Partners	No
13	Type of business	Yes
14	Line of Business	Yes
15	Export/import details (if applicable)	No
16	No. of employees	No
17	Details of sister concerns	Yes
18	Major suppliers	No
19	Major customers	No
20	Banking Details	No

DISCLAIMER : This Report is **PRIVATE & CONFIDENTIAL** and it is prepared at the request of and for its use by the Subscriber only. The Subscriber shall use the contents of the Report merely as an aid to its business. Mira Inform Private Limited ("MIPL") has collated information/data in the Report, which have not been verified unless otherwise specifically mentioned in the Report. The Subscriber shall independently verify the accuracy and correctness of the information/data before in any way acting upon the same. MIPL shall not be liable for any harm, injury, loss or damage caused to the Subscriber due to default by the Subscriber's debtors/beneficiaries in fulfilling their obligations of any nature whatsoever. This Report or any of its portion shall not be used as a documentary evidence or otherwise before any investigative agencies or forum of law. This Report is confidential and proprietary to MIPL. The Subscriber and/or any other person(s) may not reproduce, publish or disclose any of the contents of the Report to others without the express authorization of MIPL. This Report is prepared and issued to the Subscriber without any risk, responsibility or liability on the part of MIPL or its officials.

21	Banking facility details	No
22	Conduct of the banking account	--
23	Financials, if provided	Yes
24	Capital in the business	Yes
25	Last accounts filed at ROC, if applicable	Yes
26	Turnover of firm for last three years	Yes
27	Reasons for variation <> 20%	--
28	Estimation for coming financial year	No
29	Profitability for last three years	Yes
30	Major shareholders, if available	Yes
31	External Agency Rating, if available	No
32	Litigations that the firm/promoter involved in	--
33	Market information	--
34	Payments terms	No
35	Negative Reporting by Auditors in the Annual Report	No

STATE OF COMPANY'S AFFAIRS

During the financial year, there was no sales during the year as the sales/turnover of the company stands Nil. The Company has incurred loss of INR 1.248 million in the current financial year.

UNSECURED LOAN

PARTICULARS	31.03.2017 (INR in Million)	31.03.2016 (INR in Million)
Short-term borrowings		
Loan and advances from related parties	0.457	0.257
Total	0.457	0.257

INDEX OF CHARGES: NO CHARGES EXISTS FOR COMPANY

DISCLAIMER : This Report is **PRIVATE & CONFIDENTIAL** and it is prepared at the request of and for its use by the Subscriber only. The Subscriber shall use the contents of the Report merely as an aid to its business. Mira Inform Private Limited ("MIPL") has collated information/data in the Report, which have not been verified unless otherwise specifically mentioned in the Report. The Subscriber shall independently verify the accuracy and correctness of the information/data before in any way acting upon the same. MIPL shall not be liable for any harm, injury, loss or damage caused to the Subscriber due to default by the Subscriber's debtors/beneficiaries in fulfilling their obligations of any nature whatsoever. This Report or any of its portion shall not be used as a documentary evidence or otherwise before any investigative agencies or forum of law. This Report is confidential and proprietary to MIPL. The Subscriber and/or any other person(s) may not reproduce, publish or disclose any of the contents of the Report to others without the express authorization of MIPL. This Report is prepared and issued to the Subscriber without any risk, responsibility or liability on the part of MIPL or its officials.

CMT REPORT (Corruption, Money Laundering & Terrorism]

The Public Notice information has been collected from various sources including but not limited to: **The Courts, India Prisons Service, Interpol, etc.**

1] INFORMATION ON DESIGNATED PARTY

No records exist designating subject or any of its beneficial owners, controlling shareholders or senior officers as terrorist or terrorist organization or whom notice had been received that all financial transactions involving their assets have been blocked or convicted, found guilty or against whom a judgement or order had been entered in a proceedings for violating money-laundering, anti-corruption or bribery or international economic or anti-terrorism sanction laws or whose assets were seized, blocked, frozen or ordered forfeited for violation of money laundering or international anti-terrorism laws.

2] Court Declaration :

No records exist to suggest that subject is or was the subject of any formal or informal allegations, prosecutions or other official proceeding for making any prohibited payments or other improper payments to government officials for engaging in prohibited transactions or with designated parties.

3] Asset Declaration :

No records exist to suggest that the property or assets of the subject are derived from criminal conduct or a prohibited transaction.

4] Record on Financial Crime :

Charges or conviction registered against subject: **None**

5] Records on Violation of Anti-Corruption Laws :

Charges or investigation registered against subject: **None**

6] Records on Int'l Anti-Money Laundering Laws/Standards :

Charges or investigation registered against subject: **None**

7] Criminal Records

No available information exist that suggest that subject or any of its principals have been formally charged or convicted by a competent governmental authority for any financial crime or under any formal investigation by a competent government authority for any violation of anti-corruption laws or international anti-money laundering laws or standard.

8] Affiliation with Government :

No record exists to suggest that any director or indirect owners, controlling shareholders, director, officer or employee of the company is a government official or a family member or close business associate of a Government official.

9] Compensation Package :

Our market survey revealed that the amount of compensation sought by the subject is fair and reasonable and comparable to compensation paid to others for similar services.

10] Press Report :

No press reports / filings exists on the subject.

CORPORATE GOVERNANCE

MIRA INFORM as part of its Due Diligence do provide comments on Corporate Governance to identify management and governance. These factors often have been predictive and in some cases have created vulnerabilities to credit deterioration.

Our Governance Assessment focuses principally on the interactions between a company's management, its Board of Directors, Shareholders and other financial stakeholders.

CONTRAVENTION

Subject is not known to have contravened any existing local laws, regulations or policies that prohibit, restrict or otherwise affect the terms and conditions that could be included in the agreement with the subject.

FOREIGN EXCHANGE RATES

Currency	Unit	INR
US Dollar	1	INR 72.65
UK Pound	1	INR 95.43
Euro	1	INR 85.04

INFORMATION DETAILS

Information Gathered by :	TJL
Analysis Done by :	DIV
Report Prepared by :	MTN

SCORE FACTORS

DEMERIT POINTS		
--BANK CHARGES	YES/NO	NO
--LITIGATION	YES/NO	NO
--OTHER ADVERSE INFORMATION	YES/NO	NO
MERIT POINTS		
--SOLE DISTRIBUTORSHIP	YES/NO	NO
--EXPORT ACTIVITIES	YES/NO	NO
--AFFILIATION	YES/NO	YES
--LISTED	YES/NO	NO
--OTHER MERIT FACTORS	YES/NO	YES

RATING EXPLANATIONS

Credit Rating	Explanation	Rating Comments
A++	Minimum Risk	Business dealings permissible with minimum risk of default
A+	Low Risk	Business dealings permissible with low risk of default
A	Acceptable Risk	Business dealings permissible with moderate risk of default
B	Medium Risk	Business dealings permissible on a regular monitoring basis
C	Medium High Risk	Business dealings permissible preferably on secured basis
D	High Risk	Business dealing not recommended or on secured terms only
NB	New Business	No recommendation can be done due to business in infancy stage
NT	No Trace	No recommendation can be done as the business is not traceable

NB is stated where there is insufficient information to facilitate rating. However, it is not to be considered as unfavourable.

This score serves as a reference to assess SC's credit risk and to set the amount of credit to be extended. It is calculated from a composite of weighted scores obtained from each of the major sections of this report. The assessed factors are as follows:

- Financial condition covering various ratios
- Company background and operations size
- Promoters / Management background
- Payment record
- Litigation against the subject
- Industry scenario / competitor analysis
- Supplier / Customer / Banker review (wherever available)

DISCLAIMER : This Report is **PRIVATE & CONFIDENTIAL** and it is prepared at the request of and for its use by the Subscriber only. The Subscriber shall use the contents of the Report merely as an aid to its business. Mira Inform Private Limited ("MIPL") has collated information/data in the Report, which have not been verified unless otherwise specifically mentioned in the Report. The Subscriber shall independently verify the accuracy and correctness of the information/data before in any way acting upon the same. MIPL shall not be liable for any harm, injury, loss or damage caused to the Subscriber due to default by the Subscriber's debtors/beneficiaries in fulfilling their obligations of any nature whatsoever. This Report or any of its portion shall not be used as a documentary evidence or otherwise before any investigative agencies or forum of law. This Report is confidential and proprietary to MIPL. The Subscriber and/or any other person(s) may not reproduce, publish or disclose any of the contents of the Report to others without the express authorization of MIPL. This Report is prepared and issued to the Subscriber without any risk, responsibility or liability on the part of MIPL or its officials.