

MIRA INFORM REPORT

Report No. :	532322
Report Date :	29.09.2018

IDENTIFICATION DETAILS

Name :	JOHNSON MATTHEY PLC
Registered Office :	5TH Floor 25 Farringdon Street London EC4A 4AB
Country :	United Kingdom
Financials (as on) :	31.03.2018
Date of Incorporation :	07.08.2018
Com. Reg. No.:	00033774
Legal Form :	Public Limited With Share Capital
Line of Business :	<ul style="list-style-type: none"> • Manufacture of other parts and accessories for motor vehicles • Subject is engaged in the manufacture and distribution of precious metals and materials technology, organised into four global divisions.
No. of Employees :	12319

RATING & COMMENTS

(Mira Inform has adopted New Rating mechanism w.e.f. 23rd January 2017)

MIRA's Rating :

A+

Credit Rating	Explanation	Rating Comments
A+	Low Risk	Business dealings permissible with low risk of default

Status :	Good
Payment Behaviour :	Regular
Litigation :	Clear

NOTES :

Any query related to this report can be made on e-mail : infodept@mirainform.com while quoting report number, name and date.

ECGC Country Risk Classification List

Country Name	Previous Rating (31.12.2017)	Current Rating (01.04.2018)
United Kingdom	A1	A1

Risk Category	ECGC Classification
Insignificant	A1
Low Risk	A2
Moderately Low Risk	B1
Moderate Risk	B2
Moderately High Risk	C1
High Risk	C2
Very High Risk	D

UNITED KINGDOM - ECONOMIC OVERVIEW

The UK, a leading trading power and financial center, is the third largest economy in Europe after Germany and France. Agriculture is intensive, highly mechanized, and efficient by European standards, producing about 60% of food needs with less than 2% of the labor force. The UK has large coal, natural gas, and oil resources, but its oil and natural gas reserves are declining; the UK has been a net importer of energy since 2005. Services, particularly banking, insurance, and business services, are key drivers of British GDP growth. Manufacturing, meanwhile, has declined in importance but still accounts for about 10% of economic output.

In 2008, the global financial crisis hit the economy particularly hard, due to the importance of its financial sector. Falling home prices, high consumer debt, and the global economic slowdown compounded the UK's economic problems, pushing the economy into recession in the latter half of 2008 and prompting the then BROWN (Labour) government to implement a number of measures to stimulate the economy and stabilize the financial markets. Facing burgeoning public deficits and debt levels, in 2010 the then CAMERON-led coalition government (between Conservatives and Liberal Democrats) initiated an austerity program, which has continued under the Conservative government. However, the deficit still remains one of the highest in the G7, standing at 3.6% of GDP as of 2017, and the UK has pledged to lower its corporation tax from 20% to 17% by 2020. The UK had a debt burden of 90.4% GDP at the end of 2017.

The UK economy has begun to slow since the referendum vote to leave the EU in June 2016. A sustained depreciation of the British pound has increased consumer and producer prices, weighing on consumer spending without spurring a meaningful increase in exports. The UK has an extensive trade relationship with other EU members through its single market membership, and economic observers have warned the exit will jeopardize its position as the central location for European financial services. Prime Minister MAY is seeking a new "deep and special" trade relationship with the EU following the UK's exit. However, economists doubt that the UK will be able to preserve the benefits of EU membership without the obligations. The UK is expected to officially leave the EU by the end of March 2019.

Source : CIA

COMPANY NAME

JOHNSON MATTHEY PLC

COMPANY NO

00033774

COMPANY SUMMARY

Registered Address	5TH FLOOR 25 FARRINGDON STREET LONDON EC4A 4AB
Trading Address	5TH 25 Farringdon Street London EC4A 4AB
Website Address	http://www.matthey.com
Telephone Number	02072698400
Fax Number	
TPS	No
FPS	Yes
Incorporation Date	11/04/1891
Previous Name	
Type	Public limited with Share Capital
FTSE Index	FTSE 100 company
Date of Change	-
Filing Date of Accounts	07/08/2018
Currency	
Share Capital	-
SIC07	29320
Charity Number	-
SIC07 Description	MANUFACTURE OF OTHER PARTS AND ACCESSORIES FOR MOTOR VEHICLES
Principal Activity	A group engaged in the manufacture and distribution of precious metals and materials technology, organised into four global divisions.

ADDITIONAL INFORMATION

CCJ's	0 (£0)
No CCJ Information To Display	
Ultimate Holding Company	JOHNSON MATTHEY PLC
Accountant	-
Mortgages	7
Trade Debtors	-
Group	27 companies
Linkages	443 companies
Countries	In 68 countries

KEY FINANCIALS

Year to Date	Turnover	Pre Tax Profit	Shareholder's Funds	Employees
31/03/2018	£14,122,000,000	£320,000,000	£2,378,000,000	12319
31/03/2017	£12,031,000,000	£462,000,000	£2,237,000,000	12214
31/03/2016	£10,713,900,000	£386,300,000	£1,853,100,000	12494

MORTGAGE SUMMARY

Total Mortgage	7
Outstanding	0
Satisfied	7

TRADE DEBTORS / BAD DEBT SUMMARY

Total Number of Documented Trade	7
Total Value of Documented Trade	£71,159

COMMENTARY

This company's return on total assets employed ratio indicates a highly efficient use of assets.
This company has made late payments on a medium percentage of invoices.
This company's ratio of total liabilities to total assets indicates the presence of moderate equity funding.
The company has more cash than short term bank borrowings.
This company is a member of the FTSE 100 share index.

CCJ

Total Number of Exact CCJs -	0	Total Value of Exact CCJs -	
Total Number of Possible CCJs -	0	Total Value of Possible CCJs -	
Total Number of Satisfied CCJs -	0	Total Value of Satisfied CCJs -	
Total Number of Writs -	-		

Total Current Directors	9	Total Current Secretaries	1
Total Previous Directors / Company Secretaries	44	Total Person's With Significant Control	0

CURRENT DIRECTORS

Title	Mr	Function	Director
Name	Christopher John Mottershead	Nationality	British
Date of Birth	07/1955	Present Appointments	4
Latest Address	5th Floor 25 Farringdon Street, London	Appointment Date	27/01/2015
Post Code	EC4A 4AB		
Title	Mr	Function	Director
Name	Robert James MacLeod	Nationality	British
Date of Birth	05/1964	Present Appointments	2
Latest Address	5th Floor 25 Farringdon Street, London	Appointment Date	22/06/2009
Post Code	EC4A 4AB		
Title	Mr	Function	Director
Name	John Edward O'Higgins	Nationality	Irish
Date of Birth	02/1964	Present Appointments	2
Latest Address	5th Floor 25 Farringdon Street, London	Appointment Date	16/11/2017
Post Code	EC4A 4AB		
Title	Mr	Function	Director
Name	Alan Murray Ferguson	Nationality	British
Date of Birth	01/1958	Present Appointments	1
Latest Address	5th Floor 25 Farringdon Street, London	Appointment Date	13/01/2011
Post Code	EC4A 4AB		
Title	Ms	Function	Director
Name	Odile Desforges	Nationality	French
Date of Birth	01/1950	Present Appointments	1

DISCLAIMER : This Report is **PRIVATE & CONFIDENTIAL** and it is prepared at the request of and for its use by the Subscriber only. The Subscriber shall use the contents of the Report merely as an aid to its business. Mira Inform Private Limited ("MIPL") has collated information/data in the Report, which have not been verified unless otherwise specifically mentioned in the Report. The Subscriber shall independently verify the accuracy and correctness of the information/data before in any way acting upon the same. MIPL shall not be liable for any harm, injury, loss or damage caused to the Subscriber due to default by the Subscriber's debtors/beneficiaries in fulfilling their obligations of any nature whatsoever. This Report or any of its portion shall not be used as a documentary evidence or otherwise before any investigative agencies or forum of law. This Report is confidential and proprietary to MIPL. The Subscriber and/or any other person(s) may not reproduce, publish or disclose any of the contents of the Report to others without the express authorization of MIPL. This Report is prepared and issued to the Subscriber without any risk, responsibility or liability on the part of MIPL or its officials.

JOHNSON MATTHEY PLC - 532322

PAGE NO. : 7

Latest Address	5th Floor 25 Farringdon Street, London	Appointment Date	01/07/2013
Post Code	EC4A 4AB		
Title	Mr	Function	Director
Name	John Francis Walker	Nationality	American
Date of Birth	02/1960	Present Appointments	1
Latest Address	5th Floor 25 Farringdon Street, London	Appointment Date	09/10/2013
Post Code	EC4A 4AB		
Title	Ms	Function	Director
Name	Anna Olive Magdelene Manz	Nationality	British
Date of Birth	02/1973	Present Appointments	3
Latest Address	5th Floor 25 Farringdon Street, London	Appointment Date	17/10/2016
Post Code	EC4A 4AB		
Title	Dr	Function	Director
Name	Jane Veronica Griffiths	Nationality	British
Date of Birth	11/1955	Present Appointments	1
Latest Address	5th Floor 25 Farringdon Street, London	Appointment Date	01/01/2017
Post Code	EC4A 4AB		
Title	Mr	Function	Director
Name	Patrick Webster Thomas	Nationality	British
Date of Birth	09/1957	Present Appointments	1
Latest Address	5th Floor 25 Farringdon Street, London	Appointment Date	01/06/2018
Post Code	EC4A 4AB		

CURRENT COMPANY SECRETARY

Title	Mr	Function	Company Secretary
Name	Simon Farrant	Nationality	British
Date of Birth	06/1961	Present Appointments	55
Latest Address	5th Floor 25 Farringdon Street, London	Appointment Date	01/05/1999
Post Code	EC4A 4AB		

TOP SHAREHOLDERS

No shareholders to display



DISCLAIMER : This Report is **PRIVATE & CONFIDENTIAL** and it is prepared at the request of and for its use by the Subscriber only. The Subscriber shall use the contents of the Report merely as an aid to its business. Mira Inform Private Limited ("MIPL") has collated information/data in the Report, which have not been verified unless otherwise specifically mentioned in the Report. The Subscriber shall independently verify the accuracy and correctness of the information/data before in any way acting upon the same. MIPL shall not be liable for any harm, injury, loss or damage caused to the Subscriber due to default by the Subscriber's debtors/beneficiaries in fulfilling their obligations of any nature whatsoever. This Report or any of its portion shall not be used as a documentary evidence or otherwise before any investigative agencies or forum of law. This Report is confidential and proprietary to MIPL. The Subscriber and/or any other person(s) may not reproduce, publish or disclose any of the contents of the Report to others without the express authorization of MIPL. This Report is prepared and issued to the Subscriber without any risk, responsibility or liability on the part of MIPL or its officials.

FINANCIAL













Profit & Loss

	Date Of Accounts	31/03/18	(%)	31/03/17	(%)	31/03/16	(%)	31/03/15	(%)	31/03/14
	Weeks	52	(%)	52	(%)	52	(%)	52	(%)	52
	Currency	GBP	(%)	GBP	(%)	GBP	(%)	GBP	(%)	GBP
	Consolidated A/cs	Y	(%)	Y	(%)	Y	(%)	Y	(%)	Y
	Turnover	£14,122,000,000	17.4 %	£12,031,000,000	12.3 %	£10,713,900,000	6.5 %	£10,059,700,000	- 9.8 %	£11,155,200,000
	Export	-	-	-	-	-	-	-	-	-
	Cost of Sales	£13,214,000,000	18.3 %	£11,169,000,000	12.3 %	£9,947,100,000	7.6 %	£9,242,000,000	- 10.8 %	£10,356,100,000
	Gross Profit	£908,000,000	5.3 %	£862,000,000	12.4 %	£766,800,000	- 6.2 %	£817,700,000	2.3 %	£799,100,000
	Wages & Salaries	£698,000,000	7.4 %	£650,000,000	1.3 %	£641,400,000	8.3 %	£592,400,000	6.6 %	£555,500,000
	Directors Emoluments	£4,920,000	21.5 %	£4,050,000	-	-	-	£5,940,000	- 37.3 %	£9,480,000
	Operating Profit	£359,000,000	- 27.2 %	£493,000,000	17.7 %	£418,900,000	- 21.4 %	£532,800,000	18.9 %	£448,200,000
	Depreciation	£183,000,000	31.7 %	£139,000,000	-	-	-	£122,300,000	6.3 %	£115,100,000
	Audit Fees	£2,200,000	4.8 %	£2,100,000	5 %	£2,000,000	- 4.8 %	£2,100,000	5 %	£2,000,000
	Interest Payments	£43,000,000	13.2 %	£38,000,000	- 5.5 %	£40,200,000	- 14.5 %	£47,000,000	- 6.7 %	£50,400,000
	Pre Tax Profit	£320,000,000	- 30.7 %	£462,000,000	19.6 %	£386,300,000	- 22.1 %	£495,800,000	21.9 %	£406,600,000
	Taxation	- £22,000,000	71.4 %	- £77,000,000	- 27.1 %	- £60,600,000	11.5 %	- £68,500,000	- 0.9 %	- £67,900,000
	Profit After Tax	£298,000,000	- 22.6 %	£385,000,000	18.2 %	£325,700,000	- 23.8 %	£427,300,000	26.2 %	£338,700,000

DISCLAIMER : This Report is **PRIVATE & CONFIDENTIAL** and it is prepared at the request of and for its use by the Subscriber only. The Subscriber shall use the contents of the Report merely as an aid to its business. Mira Inform Private Limited ("MIPL") has collated information/data in the Report, which have not been verified unless otherwise specifically mentioned in the Report. The Subscriber shall independently verify the accuracy and correctness of the information/data before in any way acting upon the same. MIPL shall not be liable for any harm, injury, loss or damage caused to the Subscriber due to default by the Subscriber's debtors/beneficiaries in fulfilling their obligations of any nature whatsoever. This Report or any of its portion shall not be used as a documentary evidence or otherwise before any investigative agencies or forum of law. This Report is confidential and proprietary to MIPL. The Subscriber and/or any other person(s) may not reproduce, publish or disclose any of the contents of the Report to others without the express authorization of MIPL. This Report is prepared and issued to the Subscriber without any risk, responsibility or liability on the part of MIPL or its officials.

	Dividends Payable	£146,000,000	5%	£139,000,000	-68.7%	£444,600,000	241.7%	£130,100,000	9.7%	£118,600,000
	Retained Profit	£152,000,000	-38.5%	£247,000,000	295.6%	£126,300,000	-142.7%	£295,800,000	33.5%	£221,600,000






Balance Sheet

	Date Of Accounts	31/03/18	(%)	31/03/17	(%)	31/03/16	(%)	31/03/15	(%)	31/03/14
	Tangible Assets	£1,559,000,000	2.4%	£1,523,000,000	13.7%	£1,339,500,000	9.7%	£1,220,800,000	5.9%	£1,152,800,000
	Intangible Assets	£869,000,000	-2.9%	£895,000,000	12.6%	£795,000,000	8.2%	£734,700,000	-2.6%	£754,300,000
	Total Fixed Assets	£2,428,000,000	0.4%	£2,418,000,000	13.3%	£2,134,500,000	9.2%	£1,955,500,000	2.5%	£1,907,100,000
	Stock	£783,000,000	1.4%	£772,000,000	18.1%	£653,700,000	-23.9%	£858,800,000	27.7%	£672,500,000
	Trade Debtors	£1,065,000,000	10.4%	£965,000,000	24.7%	£774,100,000	-5.7%	£820,600,000	8.8%	£754,100,000
	Cash	£329,000,000	-0.3%	£330,000,000	8.4%	£304,500,000	412.6%	£59,400,000	-73.2%	£221,800,000
	Other Debtors	£163,000,000	-6.3%	£174,000,000	0.1%	£173,900,000	-44.2%	£311,900,000	55%	£201,200,000
	Miscellaneous Current Assets	£50,000,000	78.6%	£28,000,000	-20%	£35,000,000	-81%	£184,000,000	373%	£38,900,000
	Total Current Assets	£2,390,000,000	5.3%	£2,269,000,000	16.9%	£1,941,200,000	-13.1%	£2,234,700,000	18.3%	£1,888,500,000
	Trade Creditors	£597,000,000	12.9%	£529,000,000	-34.9%	£812,300,000	111.4%	£384,200,000	-1.7%	£391,000,000
	Bank Loans & Overdrafts	£53,000,000	65.6%	£32,000,000	54.6%	£20,700,000	-62.7%	£55,500,000	-74.2%	£215,100,000
	Other Short Term Finance	£43,000,000	-34.8%	£66,000,000	-57.8%	£156,400,000	-43.6%	£277,400,000	999.9%	£3,100,000






DISCLAIMER : This Report is **PRIVATE & CONFIDENTIAL** and it is prepared at the request of and for its use by the Subscriber only. The Subscriber shall use the contents of the Report merely as an aid to its business. Mira Inform Private Limited ("MIPL") has collated information/data in the Report, which have not been verified unless otherwise specifically mentioned in the Report. The Subscriber shall independently verify the accuracy and correctness of the information/data before in any way acting upon the same. MIPL shall not be liable for any harm, injury, loss or damage caused to the Subscriber due to default by the Subscriber's debtors/beneficiaries in fulfilling their obligations of any nature whatsoever. This Report or any of its portion shall not be used as a documentary evidence or otherwise before any investigative agencies or forum of law. This Report is confidential and proprietary to MIPL. The Subscriber and/or any other person(s) may not reproduce, publish or disclose any of the contents of the Report to others without the express authorization of MIPL. This Report is prepared and issued to the Subscriber without any risk, responsibility or liability on the part of MIPL or its officials.

JOHNSON MATTHEY PLC - 532322


PAGE NO. : 10

	Miscellaneous Current Liabilities	£580,000,000	3%	£563,000,000	260.2%	£156,300,000	-73.1%	£580,200,000	-0.1%	£580,800,000
	Total Current Liabilities	£1,273,000,000	7%	£1,190,000,000	3.9%	£1,145,700,000	-11.7%	£1,297,300,000	9%	£1,190,000,000
	Bank Loans & Overdrafts and LTL	£1,220,000,000	-5.6%	£1,292,000,000	17.7%	£1,097,600,000	-3.5%	£1,137,800,000	-9.8%	£1,261,200,000
	Other Long Term Finance	0	-	0	-	0	-100%	£782,600,000	-	0
	Total Long Term Liabilities	£1,167,000,000	-7.4%	£1,260,000,000	17%	£1,076,900,000	-0.5%	£1,082,300,000	3.5%	£1,046,100,000





Capital & Reserves

	Date Of Accounts	31/03/18	(%)	31/03/17	(%)	31/03/16	(%)	31/03/15	(%)	31/03/14
	Called Up Share Capital	£221,000,000	-	£221,000,000	0.1%	£220,700,000	-	£220,700,000	-	£220,700,000
	P & L Account Reserve	£1,994,000,000	12.3%	£1,776,000,000	15.2%	£1,541,300,000	1.6%	£1,517,300,000	19.4%	£1,271,100,000
	Revaluation Reserve	-	-	-	-	-	-	-	-	-
	Sundry Reserves	£163,000,000	-32.1%	£240,000,000	163.4%	£91,100,000	25.5%	£72,600,000	7.2%	£67,700,000
	Shareholder Funds	£2,378,000,000	6.3%	£2,237,000,000	20.7%	£1,853,100,000	2.3%	£1,810,600,000	16.1%	£1,559,500,000





Other Financial Items

	Date Of Accounts	31/03/18	(%)	31/03/17	(%)	31/03/16	(%)	31/03/15	(%)	31/03/14
	Net	£1,509,000	12.4%	£1,342,000	26.8%	£1,058,100	-	£1,075,900	33.6%	£805,200,000



DISCLAIMER : This Report is **PRIVATE & CONFIDENTIAL** and it is prepared at the request of and for its use by the Subscriber only. The Subscriber shall use the contents of the Report merely as an aid to its business. Mira Inform Private Limited ("MIPL") has collated information/data in the Report, which have not been verified unless otherwise specifically mentioned in the Report. The Subscriber shall independently verify the accuracy and correctness of the information/data before in any way acting upon the same. MIPL shall not be liable for any harm, injury, loss or damage caused to the Subscriber due to default by the Subscriber's debtors/beneficiaries in fulfilling their obligations of any nature whatsoever. This Report or any of its portion shall not be used as a documentary evidence or otherwise before any investigative agencies or forum of law. This Report is confidential and proprietary to MIPL. The Subscriber and/or any other person(s) may not reproduce, publish or disclose any of the contents of the Report to others without the express authorization of MIPL. This Report is prepared and issued to the Subscriber without any risk, responsibility or liability on the part of MIPL or its officials.

	Worth	,000	%	,000	%	,000	1.7	,000	%	00
	Working Capital	£1,117,000	3.5%	£1,079,000	35.6%	£795,500,000	-15.1%	£937,400,000	34.2%	£698,500,000
	Total Assets	£4,818,000	2.8%	£4,687,000	15%	£4,075,700,000	-2.7%	£4,190,200,000	10.4%	£3,795,600,000
	Total Liabilities	£2,440,000	-0.4%	£2,450,000	10.2%	£2,222,600,000	-6.6%	£2,379,600,000	6.4%	£2,236,100,000
	Net Assets	£2,378,000	6.3%	£2,237,000	20.7%	£1,853,100,000	2.3%	£1,810,600,000	16.1%	£1,559,500,000

Cash Flow

	Date Of Accounts	31/03/18	(%)	31/03/17	(%)	31/03/16	(%)	31/03/15	(%)	31/03/14
	Net Cashflow from Operations	£386,000,000	-26.2%	£523,000,000	-39.6%	£866,500,000	588.8%	£125,800,000	-73.6%	£476,900,000
	Net Cashflow before Financing	£186,000,000	-26.2%	£252,000,000	-69.8%	£834,300,000	999.9%	£28,400,000	-111%	£258,700,000
	Net Cashflow from Financing	-£204,000,000	17.4%	-£247,000,000	56.2%	-£563,600,000	-287.6%	-£145,400,000	-53.9%	-£94,500,000
	Increase in Cash	-£18,000,000	-460%	£5,000,000	-98.2%	£270,700,000	255.8%	-£173,800,000	-205.8%	£164,200,000















Miscellaneous

	Date Of Accounts	31/03/18	(%)	31/03/17	(%)	31/03/16	(%)	31/03/15	(%)	31/03/14
	Contingent Liability	YES	-	YES	-	YES	-	NO	-	YES
	Capital Employed	£3,545,000,000	1.4%	£3,497,000,000	19.4%	£2,930,000,000	1.3%	£2,892,900,000	11%	£2,605,600,000
	Number	12319	0.9	12214	-	12494	2.8	12148	-	12621

DISCLAIMER : This Report is **PRIVATE & CONFIDENTIAL** and it is prepared at the request of and for its use by the Subscriber only. The Subscriber shall use the contents of the Report merely as an aid to its business. Mira Inform Private Limited ("MIPL") has collated information/data in the Report, which have not been verified unless otherwise specifically mentioned in the Report. The Subscriber shall independently verify the accuracy and correctness of the information/data before in any way acting upon the same. MIPL shall not be liable for any harm, injury, loss or damage caused to the Subscriber due to default by the Subscriber's debtors/beneficiaries in fulfilling their obligations of any nature whatsoever. This Report or any of its portion shall not be used as a documentary evidence or otherwise before any investigative agencies or forum of law. This Report is confidential and proprietary to MIPL. The Subscriber and/or any other person(s) may not reproduce, publish or disclose any of the contents of the Report to others without the express authorization of MIPL. This Report is prepared and issued to the Subscriber without any risk, responsibility or liability on the part of MIPL or its officials.

	of Employees		%		2.2 %		%		3.7 %	
	Accountants									
	Auditors	KPMG LLP								
	Auditor Comments	The audit report contains no adverse comments								
	Bankers									
	Bank Branch Code									

RATIOS

	Date Of Accounts	31/03/18	31/03/17	31/03/16	31/03/15	31/03/14
	Pre-tax profit margin %	2.27	3.84	3.61	4.93	3.64
	Current ratio	1.88	1.91	1.69	1.72	1.59
	Sales/Net Working Capital	12.64	11.15	13.47	10.73	15.97
	Gearing %	51.30	57.80	59.20	62.80	80.90
	Equity in %	60.20	59	56.50	52.40	51.30
	Creditor Days	15.38	16	27.59	13.90	12.75
	Debtor Days	27.45	29.19	26.29	29.69	24.60
	Liquidity/Acid Test	1.26	1.25	1.12	1.06	1.02
	Return On Capital Employed %	9.02	13.21	13.18	17.13	15.60
	Return On Total Assets Employed %	6.64	9.85	9.47	11.83	10.71
	Current Debt Ratio	0.53	0.53	0.61	0.71	0.76
	Total Debt Ratio	1.02	1.09	1.19	1.31	1.43
	Stock Turnover Ratio %	5.54	6.41	6.10	8.53	6.02
	Return on Net Assets Employed %	13.45	20.65	20.84	27.38	26.07

Report Notes

There are no notes to display.

Status History

No Status History found

DISCLAIMER : This Report is **PRIVATE & CONFIDENTIAL** and it is prepared at the request of and for its use by the Subscriber only. The Subscriber shall use the contents of the Report merely as an aid to its business. Mira Inform Private Limited ("MIPL") has collated information/data in the Report, which have not been verified unless otherwise specifically mentioned in the Report. The Subscriber shall independently verify the accuracy and correctness of the information/data before in any way acting upon the same. MIPL shall not be liable for any harm, injury, loss or damage caused to the Subscriber due to default by the Subscriber's debtors/beneficiaries in fulfilling their obligations of any nature whatsoever. This Report or any of its portion shall not be used as a documentary evidence or otherwise before any investigative agencies or forum of law. This Report is confidential and proprietary to MIPL. The Subscriber and/or any other person(s) may not reproduce, publish or disclose any of the contents of the Report to others without the express authorization of MIPL. This Report is prepared and issued to the Subscriber without any risk, responsibility or liability on the part of MIPL or its officials.

EVENT HISTORY

Date	Description
20/08/2018	New Accounts Filed
20/08/2018	New Accounts Filed
02/08/2018	Mr T.E. Stevenson has left the board
30/07/2018	Confirmation Statement
06/07/2018	New Accounts Filed
07/06/2018	New Board Member Mr P.W. Thomas appointed
19/04/2018	Payment Data Update Received
03/03/2018	Payment Data Update Received
28/11/2017	New Board Member Mr J.E. O'Higgins appointed
20/11/2017	Mr C.S. Matthews has left the board
20/11/2017	New Board Member Mr J. O'Higgins appointed
15/08/2017	New Accounts Filed
15/08/2017	New Accounts Filed
31/07/2017	Confirmation Statement
10/07/2017	New Accounts Filed

Previous Company Names

No Previous Names found

Writ Details

No writs found

STATISTICS

Group	27 companies
Linkages	443 companies
Countries	In 68 countries

SUMMARY

Holding Company	JOHNSON MATTHEY PLC
Ownership Status	Ultimately Owned
Ultimate Holding Company	JOHNSON MATTHEY PLC

DISCLAIMER : This Report is **PRIVATE & CONFIDENTIAL** and it is prepared at the request of and for its use by the Subscriber only. The Subscriber shall use the contents of the Report merely as an aid to its business. Mira Inform Private Limited ("MIPL") has collated information/data in the Report, which have not been verified unless otherwise specifically mentioned in the Report. The Subscriber shall independently verify the accuracy and correctness of the information/data before in any way acting upon the same. MIPL shall not be liable for any harm, injury, loss or damage caused to the Subscriber due to default by the Subscriber's debtors/beneficiaries in fulfilling their obligations of any nature whatsoever. This Report or any of its portion shall not be used as a documentary evidence or otherwise before any investigative agencies or forum of law. This Report is confidential and proprietary to MIPL. The Subscriber and/or any other person(s) may not reproduce, publish or disclose any of the contents of the Report to others without the express authorization of MIPL. This Report is prepared and issued to the Subscriber without any risk, responsibility or liability on the part of MIPL or its officials.

GROUP STRUCTURE FULL

Company Name	Registered Number	Latest Key Financials	Consol. Accounts	Turnover
☐ JOHNSON MATTHEY PLC	00033774	31.03.2018	Y	£14,122,000,000
└─ CASCADE BIOCHEM LIMITED	02327661	31.03.2017	N	
└─ JOHNSON MATTHEY PRECIO...	03657767	31.03.2017	N	£527,262,921
└─ FUEL CELL TODAY LIMITED	04241894	31.03.2018	N	
└─ KATALCO LIMITED	04496563	31.03.2018	N	
☐ TRACERCO LIMITED	04496566	31.03.2017	N	£29,415,000
└─ ILUMINK LIMITED	08472676	31.03.2017	N	
└─ SYNETIX LIMITED	04496572	31.03.2018	N	
└─ JMEPS TRUSTEES LIMITED	08284728	31.03.2018	N	
☐ AG HOLDING LTD	06876756	31.03.2017	N	
└─ JOHNSON MATTHEY BATT...	03460977	31.03.2017	N	£872,000
└─ ANIPEL LIMITED	SC137374	31.03.2018	N	
└─ BITREX LIMITED	SC137373	31.03.2018	N	
└─ JOHNSON MATTHEY PHARMA...		-	-	\$22,275,000
☐ JOHNSON MATTHEY DAVY T...	00635311	31.03.2017	N	£44,464,000
└─ JOHNSON MATTHEY DAVY...	00247298	31.03.2017	N	
└─ JOHNSON MATTHEY (CM) L...	02885614	31.03.2017	N	
└─ JOHNSON MATTHEY FUEL C...	04393161	31.03.2017	N	£20,297,000
└─ JOHNSON MATTHEY (NOMIN...	00594236	31.03.2017	N	
☐ MATTHEY HOLDINGS LIMITED	03130188	31.03.2017	N	

DISCLAIMER : This Report is **PRIVATE & CONFIDENTIAL** and it is prepared at the request of and for its use by the Subscriber only. The Subscriber shall use the contents of the Report merely as an aid to its business. Mira Inform Private Limited ("MIPL") has collated information/data in the Report, which have not been verified unless otherwise specifically mentioned in the Report. The Subscriber shall independently verify the accuracy and correctness of the information/data before in any way acting upon the same. MIPL shall not be liable for any harm, injury, loss or damage caused to the Subscriber due to default by the Subscriber's debtors/beneficiaries in fulfilling their obligations of any nature whatsoever. This Report or any of its portion shall not be used as a documentary evidence or otherwise before any investigative agencies or forum of law. This Report is confidential and proprietary to MIPL. The Subscriber and/or any other person(s) may not reproduce, publish or disclose any of the contents of the Report to others without the express authorization of MIPL. This Report is prepared and issued to the Subscriber without any risk, responsibility or liability on the part of MIPL or its officials.

JOHNSON MATTHEY INVE...	01004368	31.03.2017	N	
JOHNSON MATTHEY SO...	07419436	31.03.2017	N	
JOHNSON MATTHEY LI...	IE211758	31.03.2017	N	€3,666,000
JOHNSON MATTHEY TI...	05391061	31.03.2017	N	
MATTHEY FINANCE LIMITED	00301279	31.03.2017	N	
MECONIC LIMITED	SC121849	31.03.2017	N	
MACFARLAN SMITH LIMITED	SC035640	31.03.2017	N	£93,499,000

OTHER LINKED COMPANIES

Name	Number	Latest Key Financials	Turnover
MERCK FINANZ S.À R.L.	B9108	31.12.2017	
GONNON	957525876	31.12.2017	
MILLIPORE CORK UNLIMITED COMPANY	IE395422	31.12.2016	
SIGMA-ALDRICH COMPANY LIMITED	02204655	31.12.2017	£170,710,000
MILLIPORE INTERNATIONAL HOLDINGS S.À R.L.	B148420	31.12.2014	
JOHNSON MATTHEY GMBH & CO. KG	HRA 48705	31.03.2017	€13,755,043,383
MILLIPART S.À R.L.	B112435	31.12.2017	
MILLIPORE (U.K.) LIMITED	04130249	31.12.2016	£99,382,000
MERCK B.V.	27155873	31.12.2015	€31,347,652
MERCK BIODEVELOPMENT	351723440	31.12.2017	€54,123,158
CUMMINS PGI HOLDINGS LTD	08304429	31.12.2017	
MERCK CHEMICALS B.V.	34089667	31.12.2015	€54,028,000
MERCK CONSUMER HEALTHCARE LIMITED	01445808	31.12.2016	£1,716,000
MERCK	2567491	31.12.2016	44,008,817
CUMMINS LTD.	00573951	31.12.2017	£1,881,633,000
MERCK CHIMIE	389537903	31.12.2017	€58,872,281
MERCK SANTE	572028033	31.12.2017	€411,873,514
CUMMINS ELECTRIFIED POWER EUROPE LTD.	SC285819	31.01.2018	£1,853,000
JOHNSON MATTHEY SA	401979876	31.03.2014	
MERCK VENTURES B.V.	61910929	31.12.2016	

MORTGAGE DETAILS

Mortgage Type:	MEDIUM TERM FINANCING AGREEMENT		
Date Charge Created:	16/08/85		
Date Charge Registered:	20/08/85		
Date Charge Satisfied:	20/08/85		
Status:	SATISFIED		
Person(s) Entitled:	MORGAN GUARANTY TRUST COMPANY		
Amount Secured:	ALL MONEYS DUE OR TO BECOME DUE FROM THE COMPANY AND/OR ALL OR ANY OF THE COMPANIES NAMED THEREIN TOMORGAN GUARANTY TRUST COMPANY AS SPECIAL TRUSTEE OR AGENT FOR THE BANK		
Details:	ALL RIGHTS TITLES BENEFITS AND INTERESTS (SEE DOC M312)		
Mortgage Type:	EQUITABLE CHARGE		
Date Charge Created:	16/08/85		
Date Charge Registered:	20/08/85		
Date Charge Satisfied:	20/08/85		
Status:	SATISFIED		
Person(s) Entitled:	MORGAN GUARANTY TRUST COMPANY		
Amount Secured:	ALL MONEYS DUE OR TO BECOME DUE FROM THE COMPANY AND/OR ANY OF THE COMPANIES NAMED THEREIN TO MORGANGUARANTY TRUST COMPANY AS AGENT UNDER THE TERMS OF A MEDIUM TERM FINANCING AGREEMENT DATED 16.8.85THE GENERAL TRADING AGREEMENT DATED 16.8.85 AND THIS CHARGE.		
Details:	ALL RIGHTS, TITLES, INTERESTS AND BENEFITS IN ANY SHARES IN ANY PRESENT OR FUTURE DIRECT OR INDIRECTSUBSIDIARY OF JOHNSON MATTHEY PUBLIC LIMITED COMPANY (SEE DOC M31 FOR FURTHER DETAILS)		
Mortgage Type:	SUPPLEMENTAL TRUST DEED		
Date Charge Created:	24/04/85		
Date Charge Registered:	30/04/85		
Date Charge Satisfied:	20/09/00		
Status:	SATISFIED		
Person(s) Entitled:	WILLIAMS & GLYN'S TRUST COMPANY LIMITEDAS TRUSTEES		
Amount Secured:	£3,000,000 6 1/2% MORTGAGE DEBENTURE STOCK 1985/90 AND £4,500,000 8 1/2% MORTGAGE DEBENTURE STOCK 1985/95 AS DEFINED THEREIN OF THE COMPANY SECURED BY A TRUST DEED DATED 15TH NOVEMBER 1963 AND DEEDS SUPPLEMENTAL THERETO AND ALL OTHER MONEYS SECURED BY THE 1985 DEED AS DEFINED		
Details:	L/HOLD INTEREST OWNED BY THE COMPANY IN73-83 HATTON GARDEN CAMDEN LONDON ALL BUILDINGS AND ERECTIONSAND FIXTURES AND FIXED PLANT AND THE MACHINERY. TOGETHER WITH THE OTHER PROPERTY AND PARTICULARS ASDETAILED ON DOC M395 (SEE DOC M395 FOR FULL DETAILS)		
Mortgage Type:	DEED OF SET OFF		
Date Charge Created:	29/11/84		
Date Charge Registered:	19/12/84		

DISCLAIMER : This Report is **PRIVATE & CONFIDENTIAL** and it is prepared at the request of and for its use by the Subscriber only. The Subscriber shall use the contents of the Report merely as an aid to its business. Mira Inform Private Limited ("MIPL") has collated information/data in the Report, which have not been verified unless otherwise specifically mentioned in the Report. The Subscriber shall independently verify the accuracy and correctness of the information/data before in any way acting upon the same. MIPL shall not be liable for any harm, injury, loss or damage caused to the Subscriber due to default by the Subscriber's debtors/beneficiaries in fulfilling their obligations of any nature whatsoever. This Report or any of its portion shall not be used as a documentary evidence or otherwise before any investigative agencies or forum of law. This Report is confidential and proprietary to MIPL. The Subscriber and/or any other person(s) may not reproduce, publish or disclose any of the contents of the Report to others without the express authorization of MIPL. This Report is prepared and issued to the Subscriber without any risk, responsibility or liability on the part of MIPL or its officials.

Date Charge Satisfied:	27/12/91		
Status:	SATISFIED		
Person(s) Entitled:	MORGAN GUARANTY TRUST COMPANY		
Amount Secured:	ALL MONIES DUE OR TO BECOME DUE FROM THE COMPANY AND/OR ALL OR ANY OF THE OTHER COMPANIES NAMED THEREIN TO THE MORGAN GUARANTY TRUST COMPANY AS AGENT PURSUANT TO AN INTERUM REFINANCING AGREEMENT DATED 9/11/84.		
Details:	ANY MONEYS HELD BY THE AGENT SEE M308		
Mortgage Type:	EQUITABLE CHARGE		
Date Charge Created:	09/11/84		
Date Charge Registered:	29/11/84		
Date Charge Satisfied:	27/12/91		
Status:	SATISFIED		
Person(s) Entitled:	MORGAN GUARANTY TRUST COMPANY		
Amount Secured:	ALL MONIES DUE OR TO BECOME DUE FROM THE COMPANY AND/OR JOHNSON MALTHY INVESTMENTS LIMITED TO THE CHARGE UNDER THE TERMS OF THE CHARGE		
Details:	ALL MONEYS PAYABLE ON ANY OF THE SAID SHARES SEE DOC M307		
Mortgage Type:			
Date Charge Created:	24/02/26		
Date Charge Registered:	24/02/26		
Date Charge Satisfied:	20/09/00		
Status:	SATISFIED		
Person(s) Entitled:			
Amount Secured:	NO AMOUNT SECURED		
Details:			
Mortgage Type:			
Date Charge Created:	-		
Date Charge Registered:	12/04/12		
Date Charge Satisfied:	20/09/00		
Status:	SATISFIED		
Person(s) Entitled:			
Amount Secured:			
Details:			

CREDITOR DETAILS

	Total Number	Total Value
Trade Creditors	0	-
No Creditor Data		

DISCLAIMER : This Report is **PRIVATE & CONFIDENTIAL** and it is prepared at the request of and for its use by the Subscriber only. The Subscriber shall use the contents of the Report merely as an aid to its business. Mira Inform Private Limited ("MIPL") has collated information/data in the Report, which have not been verified unless otherwise specifically mentioned in the Report. The Subscriber shall independently verify the accuracy and correctness of the information/data before in any way acting upon the same. MIPL shall not be liable for any harm, injury, loss or damage caused to the Subscriber due to default by the Subscriber's debtors/beneficiaries in fulfilling their obligations of any nature whatsoever. This Report or any of its portion shall not be used as a documentary evidence or otherwise before any investigative agencies or forum of law. This Report is confidential and proprietary to MIPL. The Subscriber and/or any other person(s) may not reproduce, publish or disclose any of the contents of the Report to others without the express authorization of MIPL. This Report is prepared and issued to the Subscriber without any risk, responsibility or liability on the part of MIPL or its officials.

TRADE DEBTORS / BAD DEBT DETAIL

	Total Number of Documented Trade	Total Value of Documented Trade	
Trade Debtors	7	£71,159	
Company Name		Amount	Statement Date
Ionex Limited		£50,179	01/02/2011
M R B Scientific Limited		£11,906	15/11/2011
Plastic Constructions Aircure Limited		£5,274	09/09/2014
Mineral Industry Research Organisation		£2,616	17/05/2016
G L R Distributors Limited		£680	25/01/2013
Bowdan Jigs Limited		£375	10/03/2011
Technical Glass Limited		£129	26/05/2011

PREVIOUS DIRECTOR/COMPANY SECRETARIES

Name	Current Active Appointments	Previous Appointments	Dissolved Companies
Clarence Eugene Anderson	0	1	0
Edwin Brian Bennet	0	1	0
Stanley Brian Birkenhead	0	1	0
Quentin Mathew Morris	0	1	1
Anthony John Wyndham Owston	0	2	0
John Neil Clarke	0	13	3
Joseph Aidan Stevenson	0	4	1
Ian Charles Strachan	2	26	4
Ian Gordon Thorburn	0	15	16
Ian Gordon Thorburn	0	15	16
Hugh Royston Jenkins	0	17	13
Alan Matthew Thomson	0	16	12
Michael Bailey Dearden	0	18	1
Geoffrey Hazlitt Wilson	0	5	0
Henry Michael Pearson Miles	1	20	24
Charles Dorsey MacKay	1	17	2
David John Davies	5	12	12
John Nicholas Sheldrick	0	19	7
Brian Sydney Cooper	0	1	0
Peter Charles Desborough Burnell	4	12	4
Christopher Richard Nigel Clark	0	9	4
Richard Keith Arthur Wakeling	0	11	3
Patrick Frank Retief	0	8	0
Charles Herbert Parker	2	41	10

DISCLAIMER : This Report is **PRIVATE & CONFIDENTIAL** and it is prepared at the request of and for its use by the Subscriber only. The Subscriber shall use the contents of the Report merely as an aid to its business. Mira Inform Private Limited ("MIPL") has collated information/data in the Report, which have not been verified unless otherwise specifically mentioned in the Report. The Subscriber shall independently verify the accuracy and correctness of the information/data before in any way acting upon the same. MIPL shall not be liable for any harm, injury, loss or damage caused to the Subscriber due to default by the Subscriber's debtors/beneficiaries in fulfilling their obligations of any nature whatsoever. This Report or any of its portion shall not be used as a documentary evidence or otherwise before any investigative agencies or forum of law. This Report is confidential and proprietary to MIPL. The Subscriber and/or any other person(s) may not reproduce, publish or disclose any of the contents of the Report to others without the express authorization of MIPL. This Report is prepared and issued to the Subscriber without any risk, responsibility or liability on the part of MIPL or its officials.

John Michael Middlecott Banham	5	25	15
Bronwyn Noor	0	3	3
William Nairn	5	7	0
Michael James Cleare	0	1	0
Douglas Graham Titcombe	0	2	3
Vaughan Grantland Bray	3	3	0
George Douglas Wells	0	2	0
David William Morgan	4	21	15
Neil Andrew Patrick Carson	3	6	1
William Frederick Sandford	1	4	1
Harry Edward Fitzgibbons	0	16	28
Michael James Roney	0	4	0
Lawrence Craig Pentz	1	2	0
Pelham Nigel Hawker	0	5	2
Thomas George Harris	1	5	1
Dorothy Carrington Thompson	1	28	7
Robert Joris Willem Walvis	0	16	2
Timothy Edwin Paul Stevenson	1	18	10
Colin Stephen Matthews	1	30	1
Dennis Gareth Jones	1	22	1
Total Persons With Significant Control	0	Total Statements	0
Active	0	Active	0
Ceased	0	Ceased	0

Active Persons With Significant Control

No Active Persons With Significant Control To Display

Ceased Persons With Significant Control

No Ceased Persons With Significant Control To Display

Active Statements

No Active Statements To Display

CEASED STATEMENTS

No Ceased Statements To Display	
Average Invoice Value	£6723.37
Invoices available	2535
Paid	2467
Outstanding	68
Trade Payment Data is information that we collect from selected third party partners who send us information about their whole sales ledger.	

DISCLAIMER : This Report is **PRIVATE & CONFIDENTIAL** and it is prepared at the request of and for its use by the Subscriber only. The Subscriber shall use the contents of the Report merely as an aid to its business. Mira Inform Private Limited ("MIPL") has collated information/data in the Report, which have not been verified unless otherwise specifically mentioned in the Report. The Subscriber shall independently verify the accuracy and correctness of the information/data before in any way acting upon the same. MIPL shall not be liable for any harm, injury, loss or damage caused to the Subscriber due to default by the Subscriber's debtors/beneficiaries in fulfilling their obligations of any nature whatsoever. This Report or any of its portion shall not be used as a documentary evidence or otherwise before any investigative agencies or forum of law. This Report is confidential and proprietary to MIPL. The Subscriber and/or any other person(s) may not reproduce, publish or disclose any of the contents of the Report to others without the express authorization of MIPL. This Report is prepared and issued to the Subscriber without any risk, responsibility or liability on the part of MIPL or its officials.

	Within Terms	0-30 Days	31-60 Days	61-90 Days	91+ Days
Paid	1300	910	145	55	57
Outstanding	25	14	19	0	10

DISCLAIMER : This Report is **PRIVATE & CONFIDENTIAL** and it is prepared at the request of and for its use by the Subscriber only. The Subscriber shall use the contents of the Report merely as an aid to its business. Mira Inform Private Limited ("MIPL") has collated information/data in the Report, which have not been verified unless otherwise specifically mentioned in the Report. The Subscriber shall independently verify the accuracy and correctness of the information/data before in any way acting upon the same. MIPL shall not be liable for any harm, injury, loss or damage caused to the Subscriber due to default by the Subscriber's debtors/beneficiaries in fulfilling their obligations of any nature whatsoever. This Report or any of its portion shall not be used as a documentary evidence or otherwise before any investigative agencies or forum of law. This Report is confidential and proprietary to MIPL. The Subscriber and/or any other person(s) may not reproduce, publish or disclose any of the contents of the Report to others without the express authorization of MIPL. This Report is prepared and issued to the Subscriber without any risk, responsibility or liability on the part of MIPL or its officials.

FOREIGN EXCHANGE RATES

Currency	Unit	Indian Rupees
US Dollar	1	INR 72.54
UK Pound	1	INR 94.90
Euro	1	INR 84.44
GBP	1	INR 94.49

Note : Above are approximate rates obtained from sources believed to be correct

INFORMATION DETAILS

Analysis Done by :	DIV
Report Prepared by :	POJ

DISCLAIMER : This Report is **PRIVATE & CONFIDENTIAL** and it is prepared at the request of and for its use by the Subscriber only. The Subscriber shall use the contents of the Report merely as an aid to its business. Mira Inform Private Limited ("MIPL") has collated information/data in the Report, which have not been verified unless otherwise specifically mentioned in the Report. The Subscriber shall independently verify the accuracy and correctness of the information/data before in any way acting upon the same. MIPL shall not be liable for any harm, injury, loss or damage caused to the Subscriber due to default by the Subscriber's debtors/beneficiaries in fulfilling their obligations of any nature whatsoever. This Report or any of its portion shall not be used as a documentary evidence or otherwise before any investigative agencies or forum of law. This Report is confidential and proprietary to MIPL. The Subscriber and/or any other person(s) may not reproduce, publish or disclose any of the contents of the Report to others without the express authorization of MIPL. This Report is prepared and issued to the Subscriber without any risk, responsibility or liability on the part of MIPL or its officials.

RATING EXPLANATIONS

Credit Rating	Explanation	Rating Comments
A++	Minimum Risk	Business dealings permissible with minimum risk of default
A+	Low Risk	Business dealings permissible with low risk of default
A	Acceptable Risk	Business dealings permissible with moderate risk of default
B	Medium Risk	Business dealings permissible on a regular monitoring basis
C	Medium High Risk	Business dealings permissible preferably on secured basis
D	High Risk	Business dealing not recommended or on secured terms only
NB	New Business	No recommendation can be done due to business in infancy stage
NT	No Trace	No recommendation can be done as the business is not traceable

NB is stated where there is insufficient information to facilitate rating. However, it is not to be considered as unfavourable.

This score serves as a reference to assess SC's credit risk and to set the amount of credit to be extended. It is calculated from a composite of weighted scores obtained from each of the major sections of this report. The assessed factors are as follows:

- Financial condition covering various ratios
- Company background and operations size
- Promoters / Management background
- Payment record
- Litigation against the subject
- Industry scenario / competitor analysis
- Supplier / Customer / Banker review (wherever available)