

MIRA INFORM REPORT

Report No. :	532753
Report Date :	29.09.2018

IDENTIFICATION DETAILS

Name :	LAWRENCE BLUNT LIMITED
Registered Office :	Shelley Stock Hutter, 1st Floor, 7-10 Chandos Street, W1G 9DQ
Country :	United Kingdom
Financials (as on) :	31.05.2017
Date of Incorporation :	13.01.1989
Com. Reg. No.:	02334973
Legal Form :	Private Limited with Share Capital
Line of Business :	<ul style="list-style-type: none"> • Precious Metals Production • Importation, Manufacture and Distribution of Jewellery.
No. of Employees :	22 [2017]

RATING & COMMENTS

(Mira Inform has adopted New Rating mechanism w.e.f. 23rd January 2017)

MIRA's Rating :

A

Credit Rating	Explanation	Rating Comments
A	Acceptable Risk	Business dealings permissible with moderate risk of default

Status :	Good
Payment Behaviour :	Regular
Litigation :	Clear

NOTES :

Any query related to this report can be made on e-mail : infodept@mirainform.com while quoting report number, name and date.

ECGC Country Risk Classification List

Country Name	Previous Rating (31.12.2017)	Current Rating (01.04.2018)
United Kingdom	A1	A1

Risk Category	ECGC Classification
Insignificant	A1
Low Risk	A2
Moderately Low Risk	B1
Moderate Risk	B2
Moderately High Risk	C1
High Risk	C2
Very High Risk	D

UNITED KINGDOM - ECONOMIC OVERVIEW

The UK, a leading trading power and financial center, is the third largest economy in Europe after Germany and France. Agriculture is intensive, highly mechanized, and efficient by European standards, producing about 60% of food needs with less than 2% of the labor force. The UK has large coal, natural gas, and oil resources, but its oil and natural gas reserves are declining; the UK has been a net importer of energy since 2005. Services, particularly banking, insurance, and business services, are key drivers of British GDP growth. Manufacturing, meanwhile, has declined in importance but still accounts for about 10% of economic output.

In 2008, the global financial crisis hit the economy particularly hard, due to the importance of its financial sector. Falling home prices, high consumer debt, and the global economic slowdown compounded the UK's economic problems, pushing the economy into recession in the latter half of 2008 and prompting the then BROWN (Labour) government to implement a number of measures to stimulate the economy and stabilize the financial markets. Facing burgeoning public deficits and debt levels, in 2010 the then CAMERON-led coalition government (between Conservatives and Liberal Democrats) initiated an austerity program, which has continued under the Conservative government. However, the deficit still remains one of the highest in the G7, standing at 3.6% of GDP as of 2017, and the UK has pledged to lower its corporation tax from 20% to 17% by 2020. The UK had a debt burden of 90.4% GDP at the end of 2017.

The UK economy has begun to slow since the referendum vote to leave the EU in June 2016. A sustained depreciation of the British pound has increased consumer and producer prices, weighing on consumer spending without spurring a meaningful increase in exports. The UK has an extensive trade relationship with other EU members through its single market membership, and economic observers have warned the exit will jeopardize its position as the central location for European financial services. Prime Minister MAY is seeking a new "deep and special" trade relationship with the EU following the UK's exit. However, economists doubt that the UK will be able to preserve the benefits of EU membership without the obligations. The UK is expected to officially leave the EU by the end of March 2019.

Source : CIA

COMPANY SUMMARY

Registered Address

Shelley Stock Hutter
1st Floor
7-10 Chandos Street
W1G 9DQ

Trading Address

1st Floor
7-10 Chandos Street
London
W1G 9DQ

Trading Address

3rd Floor, Lumiere House,
Elstree Way, Borehamwood,
Hertfordshire, WD6 1 JH

Website Address	http://www.lawrenceblunt.com
Company Number	02334973
Telephone Number	-
Fax Number	02078315773
TPS	-
FPS	Yes
Incorporation Date	13/01/1989
Previous Name	-
Type	Private Limited with Share Capital
FTSE Index	-
Date of Change	-
Filing Date of Accounts	05/02/2018
Currency	GBP
Share Capital	£315
SIC07	24410
Charity Number	-
SIC07 Description	Precious metals production
Principal Activity	Importation, manufacture and distribution of jewellery.

ADDITIONAL INFORMATION

CCJ's

0 (£0)

No CCJ Information To Display

DISCLAIMER : This Report is **PRIVATE & CONFIDENTIAL** and it is prepared at the request of and for its use by the Subscriber only. The Subscriber shall use the contents of the Report merely as an aid to its business. Mira Inform Private Limited ("MIPL") has collated information/data in the Report, which have not been verified unless otherwise specifically mentioned in the Report. The Subscriber shall independently verify the accuracy and correctness of the information/data before in any way acting upon the same. MIPL shall not be liable for any harm, injury, loss or damage caused to the Subscriber due to default by the Subscriber's debtors/beneficiaries in fulfilling their obligations of any nature whatsoever. This Report or any of its portion shall not be used as a documentary evidence or otherwise before any investigative agencies or forum of law. This Report is confidential and proprietary to MIPL. The Subscriber and/or any other person(s) may not reproduce, publish or disclose any of the contents of the Report to others without the express authorization of MIPL. This Report is prepared and issued to the Subscriber without any risk, responsibility or liability on the part of MIPL or its officials.

Ultimate Holding Company	-
Accountant	-
Mortgages	5
Group	0 companies
Linkages	0 companies
Countries	In 0 countries

KEY FINANCIALS

Year to Date	Turnover	Pre Tax Profit	Shareholder	Funds Employees
31.05.2017	-	-	£2,946,905	22
31.05.2015	£8,409,749	£424,266	£2,440,844	17
31.05.2015	£7,028,409	£396,482	£2,700,087	17

MORTGAGE SUMMARY

Total Mortgage	5
Outstanding	1
Satisfied	4

TRADE DEBTORS / BAD DEBT SUMMARY

Total Number of Documented Trade	0
Total Value of Documented Trade	£0

COMMENTARY

This company has been treated as a Small company.
This company has only made late payments on a low percentage of invoices.
The latest Balance Sheet indicates a very positive net working capital position.
The latest cash balances represent a positive level in terms of the overall outstanding creditor obligations.
There has been an increase in shareholders funds compared with the previous balance sheet.
This company trades in an industry with a moderate level of corporate failures.

CCJ

Total Number of Exact CCJs -	0	Total Value of Exact CCJs -	
Total Number of Possible CCJs -	0	Total Value of Possible CCJs -	
Total Number of Satisfied CCJs -	0	Total Value of Satisfied CCJs -	
Total Number of Writs -	-		

Total Current Directors	3	Total Current Secretaries	1
Total Previous Directors / Company Secretaries	0	Total Person's With Significant Control	3

CURRENT DIRECTORS

Title	Mr	Function	Director
Name	Clive Newton Ross Field	Nationality	British
Date of Birth	12/1949	Present Appointments	4
Latest Address	Magnolia House, 24 Forest Lane, Chigwell, Essex	Appointment Date	01/10/1992
Post Code	IG7 5AE		
Title	Mr	Function	Director
Name	Laurence James Blunt	Nationality	British
Date of Birth	02/1958	Present Appointments	5
Latest Address	20 Penington Road, Beaconsfield, Buckinghamshire	Appointment Date	09/07/1991
Post Code	HP9 1ET		
Title	Mr	Function	Director
Name	Richard Charles Blunt	Nationality	British
Date of Birth	04/1956	Present Appointments	3
Latest Address	Reynolds, Nugents Park, Hatch End, Middlesex	Appointment Date	09/07/1991
Post Code	HA5 4RA		

CURRENT COMPANY SECRETARY

Title	Mr	Function	Company Secretary
Name	Richard Charles Blunt	Nationality	British
Date of Birth	04/1956	Present Appointments	13












DISCLAIMER : This Report is **PRIVATE & CONFIDENTIAL** and it is prepared at the request of and for its use by the Subscriber only. The Subscriber shall use the contents of the Report merely as an aid to its business. Mira Inform Private Limited ("MIPL") has collated information/data in the Report, which have not been verified unless otherwise specifically mentioned in the Report. The Subscriber shall independently verify the accuracy and correctness of the information/data before in any way acting upon the same. MIPL shall not be liable for any harm, injury, loss or damage caused to the Subscriber due to default by the Subscriber's debtors/beneficiaries in fulfilling their obligations of any nature whatsoever. This Report or any of its portion shall not be used as a documentary evidence or otherwise before any investigative agencies or forum of law. This Report is confidential and proprietary to MIPL. The Subscriber and/or any other person(s) may not reproduce, publish or disclose any of the contents of the Report to others without the express authorization of MIPL. This Report is prepared and issued to the Subscriber without any risk, responsibility or liability on the part of MIPL or its officials.

Latest Address	Reynolds, Nugents Park, Hatch End, Middlesex	Appointment Date	09/07/1991
Post Code	HA5 4RA		

TOP SHAREHOLDERS

Name	Currency	Share Count	Share Type	Nominal Value	% of Total Share Count
MR RICHARD BLUNT	GBP	105	ORDINARY	1	33.33
MR CLIVE ROSSFIELD	GBP	105	ORDINARY	1	33.33
MR LAURENCE JAMES BLUNT	GBP	105	ORDINARY	1	33.33





PROFIT & LOSS

	Date Of Accounts	31/05/17	(%)	31/05/16	(%)	31/05/15	(%)	31/05/14	(%)	31/05/13
	Weeks	52	(%)	52	(%)	52	(%)	52	(%)	52
	Currency	GBP	(%)	GBP	(%)	GBP	(%)	GBP	(%)	GBP
	Consolidated A/cs	N	(%)	N	(%)	N	(%)	N	(%)	N
	Turnover	-	-	£8,409,749	19.7%	£7,028,409	-2%	£7,172,700	-	-
	Export	-	-	£597,693	96.2%	£304,656	-40.7%	£513,948	-	-
	Cost of Sales	-	-100%	£6,666,889	20.7%	£5,523,131	-1.5%	£5,609,446	-	-
	Gross Profit	-	-	£1,742,860	15.8%	£1,505,278	-3.7%	£1,563,254	-	-
	Wages & Salaries	-	-	£866,770	15.6%	£749,624	-5.5%	£792,926	-	-
	Directors Emoluments	-	-	£195,750	3.6%	£188,946	0.4%	£188,125	-	-
	Operating Profit	-	-	£317,241	-5.8%	£336,661	10.1%	£305,890	-	-
	Depreciation	£64,736	31.4%	£49,260	7.5%	£45,808	-18.7%	£56,354	-2.5%	£57,823
	Audit Fees	-	-100%	£19,500	8.3%	£18,000	-	-	-	-
	Interest Payments	-	-	£850	-98.5%	£57,083	999.9%	£1,994	-	-
	Pre Tax Profit	-	-	£424,266	7%	£396,482	30.5%	£303,896	-	-












DISCLAIMER : This Report is **PRIVATE & CONFIDENTIAL** and it is prepared at the request of and for its use by the Subscriber only. The Subscriber shall use the contents of the Report merely as an aid to its business. Mira Inform Private Limited ("MIPL") has collated information/data in the Report, which have not been verified unless otherwise specifically mentioned in the Report. The Subscriber shall independently verify the accuracy and correctness of the information/data before in any way acting upon the same. MIPL shall not be liable for any harm, injury, loss or damage caused to the Subscriber due to default by the Subscriber's debtors/beneficiaries in fulfilling their obligations of any nature whatsoever. This Report or any of its portion shall not be used as a documentary evidence or otherwise before any investigative agencies or forum of law. This Report is confidential and proprietary to MIPL. The Subscriber and/or any other person(s) may not reproduce, publish or disclose any of the contents of the Report to others without the express authorization of MIPL. This Report is prepared and issued to the Subscriber without any risk, responsibility or liability on the part of MIPL or its officials.

LAWRENCE BLUNT LIMITED - 532753

PAGE NO. : 8

	Taxation	-	-	-£83,509	17.6%	-£101,353	-	-£84,222	-	-
	Profit After Tax	-	-	£340,757	15.5%	£295,129	34.3%	£219,674	-	-
	Dividends Payable	-	-	£600,000	-	-	-	-	-	-
	Retained Profit	-	-	-£259,243	-	£295,129	34.3%	£219,674	-	-
					187.8 %					







BALANCE SHEET

	Date Of Accounts	31/05/17	(%)	31/05/16	(%)	31/05/15	(%)	31/05/14	(%)	31/05/13
	Tangible Assets	£318,726	- 6.1%	£339,293	253.8 %	£95,904	- 37.1 %	£152,440	- 20.1 %	£190,674
	Intangible Assets	0	-	0	-	0	-	0	-	0
	Total Fixed Assets	£318,726	- 6.1%	£339,293	253.8 %	£95,904	- 37.1 %	£152,440	- 20.1 %	£190,674
	Stock	£2,369,617	- 21.7 %	£3,027,207	103.1 %	£1,490,745	66.1 %	£897,760	19.7 %	£750,048
	Trade Debtors	£1,937,120	37.7 %	£1,406,682	15.6%	£1,216,682	- 26.7 %	£1,660,008	55.2 %	£1,069,369
	Cash	£599,625	-	0	-100%	£171,591	- 74.9 %	£682,965	- 33.3 %	£1,023,291
	Other Debtors	£61,586	-89%	£558,544	12.4%	£496,751	-	0	-	0
	Miscellaneous Current Assets	0	-	0	-	0	-	0	-	0
	Total Current Assets	£4,967,948	- 0.5%	£4,992,433	47.9%	£3,375,769	4.2%	£3,240,733	14%	£2,842,708
	Trade Creditors	£1,370,355	- 35.7 %	£2,132,693	270.3 %	£575,991	- 41.7 %	£988,215	16.5 %	£848,098
	Bank Loans & Overdrafts	£176,206	- 30.1 %	£252,049	-	0	-	0	-	0






DISCLAIMER : This Report is **PRIVATE & CONFIDENTIAL** and it is prepared at the request of and for its use by the Subscriber only. The Subscriber shall use the contents of the Report merely as an aid to its business. Mira Inform Private Limited ("MIPL") has collated information/data in the Report, which have not been verified unless otherwise specifically mentioned in the Report. The Subscriber shall independently verify the accuracy and correctness of the information/data before in any way acting upon the same. MIPL shall not be liable for any harm, injury, loss or damage caused to the Subscriber due to default by the Subscriber's debtors/beneficiaries in fulfilling their obligations of any nature whatsoever. This Report or any of its portion shall not be used as a documentary evidence or otherwise before any investigative agencies or forum of law. This Report is confidential and proprietary to MIPL. The Subscriber and/or any other person(s) may not reproduce, publish or disclose any of the contents of the Report to others without the express authorization of MIPL. This Report is prepared and issued to the Subscriber without any risk, responsibility or liability on the part of MIPL or its officials.

LAWRENCE BLUNT LIMITED - 532753

PAGE NO. : 9

	Other Short Term Finance	0	-	0	-	0	-	0	-	0
	Miscellaneous Current Liabilities	£511,081	1%	£506,140	158.8%	£195,595	-	0	-	0
	Total Current Liabilities	£2,057,642	-28.8%	£2,890,882	274.7%	£771,586	-21.9%	£988,215	16.5%	£848,098
	Bank Loans & Overdrafts and LTL	£458,333	81.8%	£252,049	-	0	-	0	-	0
	Other Long Term Finance	0	-	0	-	0	-	0	-	0
	Total Long Term Liabilities	£282,127	-	0	-	0	-	0	-	0

CAPITAL & RESERVES

	Date Of Accounts	31/05/17	(%)	31/05/16	(%)	31/05/15	(%)	31/05/14	(%)	31/05/13
	Called Up Share Capital	£315	-	£315	-	£315	-	£315	-	£315
	P & L Account Reserve	£2,846,660	21.6%	£2,340,599	-10%	£2,599,842	12.8%	£2,304,713	10.5%	£2,085,039
	Revaluation Reserve	-	-	-	-	-	-	-	-	-
	Sundry Reserves	£99,930	-	£99,930	-	£99,930	-	£99,930	-	£99,930
	Shareholder Funds	£2,946,905	20.7%	£2,440,844	-9.6%	£2,700,087	12.3%	£2,404,958	10.1%	£2,185,284






OTHER FINANCIAL ITEMS

	Date Of Accounts	31/05/17	(%)	31/05/16	(%)	31/05/15	(%)	31/05/14	(%)	31/05/13





DISCLAIMER : This Report is **PRIVATE & CONFIDENTIAL** and it is prepared at the request of and for its use by the Subscriber only. The Subscriber shall use the contents of the Report merely as an aid to its business. Mira Inform Private Limited ("MIPL") has collated information/data in the Report, which have not been verified unless otherwise specifically mentioned in the Report. The Subscriber shall independently verify the accuracy and correctness of the information/data before in any way acting upon the same. MIPL shall not be liable for any harm, injury, loss or damage caused to the Subscriber due to default by the Subscriber's debtors/beneficiaries in fulfilling their obligations of any nature whatsoever. This Report or any of its portion shall not be used as a documentary evidence or otherwise before any investigative agencies or forum of law. This Report is confidential and proprietary to MIPL. The Subscriber and/or any other person(s) may not reproduce, publish or disclose any of the contents of the Report to others without the express authorization of MIPL. This Report is prepared and issued to the Subscriber without any risk, responsibility or liability on the part of MIPL or its officials.

LAWRENCE BLUNT LIMITED - 532753



PAGE NO. : 10

	Net Worth	£2,946,905	20.7%	£2,440,844	-9.6%	£2,700,087	12.3%	£2,404,958	10.1%	£2,185,284
	Working Capital	£2,910,306	38.5%	£2,101,551	-19.3%	£2,604,183	15.6%	£2,252,518	12.9%	£1,994,610
	Total Assets	£5,286,674	-0.8%	£5,331,726	53.6%	£3,471,673	2.3%	£3,393,173	11.9%	£3,033,382
	Total Liabilities	£2,339,769	-19.1%	£2,890,882	274.7%	£771,586	-21.9%	£988,215	16.5%	£848,098
	Net Assets	£2,946,905	20.7%	£2,440,844	-9.6%	£2,700,087	12.3%	£2,404,958	10.1%	£2,185,284

CASH FLOW

	Date Of Accounts	31/05/17	(%)	31/05/16	(%)	31/05/15	(%)	31/05/14	(%)	31/05/13
	Net Cashflow from Operations	-	-	£470,796	195.7%	-£492,074	-113.9%	-£230,089	-	-
	Net Cashflow before Financing	-	100%	-£423,640	17.2%	-£511,374	-50.3%	-£340,326	-	-
	Net Cashflow from Financing	-	-	-	-	-	-	-	-	-
	Increase in Cash	-	-	-£423,640	17.2%	-£511,374	-50.3%	-£340,326	-	-















MISCELLANEOUS

	Date Of Accounts	31/05/17	(%)	31/05/16	(%)	31/05/15	(%)	31/05/14	(%)	31/05/13
	Contingent Liability	NO	-	NO	-	NO	-	NO	-	NO
	Capital Employed	£3,229,032	32.3%	£2,440,844	-9.6%	£2,700,087	12.3%	£2,404,958	10.1%	£2,185,284
	Number of Employees	22	29.4%	17	-	17	6.3%	16	-	-
	Accountants									
	Auditors									
	Auditor Comments	The company is exempt from audit								

DISCLAIMER : This Report is **PRIVATE & CONFIDENTIAL** and it is prepared at the request of and for its use by the Subscriber only. The Subscriber shall use the contents of the Report merely as an aid to its business. Mira Inform Private Limited ("MIPL") has collated information/data in the Report, which have not been verified unless otherwise specifically mentioned in the Report. The Subscriber shall independently verify the accuracy and correctness of the information/data before in any way acting upon the same. MIPL shall not be liable for any harm, injury, loss or damage caused to the Subscriber due to default by the Subscriber's debtors/beneficiaries in fulfilling their obligations of any nature whatsoever. This Report or any of its portion shall not be used as a documentary evidence or otherwise before any investigative agencies or forum of law. This Report is confidential and proprietary to MIPL. The Subscriber and/or any other person(s) may not reproduce, publish or disclose any of the contents of the Report to others without the express authorization of MIPL. This Report is prepared and issued to the Subscriber without any risk, responsibility or liability on the part of MIPL or its officials.

	Bankers	BARCLAYS BANK PLC
	Bank Branch Code	

RATIOS

	Date Of Accounts	31/05/17	31/05/16	31/05/15	31/05/14	31/05/13
	Pre-tax profit margin %	-	5.04	5.64	4.24	-
	Current ratio	2.41	1.73	4.38	3.28	3.35
	Sales/Net Working Capital	-	4	2.70	3.18	-
	Gearing %	15.60	10.30	0	0	0
	Equity in %	55.70	45.80	77.80	70.90	72
	Creditor Days	-	92.30	29.83	50.14	-
	Debtor Days	-	60.88	63.01	84.24	-
	Liquidity/Acid Test	1.26	0.67	2.44	2.37	2.46
	Return On Capital Employed %	-	17.38	14.68	12.63	-
	Return On Total Assets Employed %	-	7.95	11.42	8.95	-
	Current Debt Ratio	0.69	1.18	0.28	0.41	0.38
	Total Debt Ratio	0.79	1.18	0.28	0.41	0.38
	Stock Turnover Ratio %	-	35.99	21.21	12.51	-
	Return on Net Assets Employed %	-	17.38	14.68	12.63	-

Report Notes

There are no notes to display.

Status History

No Status History found

EVENT HISTORY

Date	Description
13/07/2018	Confirmation Statement
08/02/2018	New Accounts Filed

DISCLAIMER : This Report is **PRIVATE & CONFIDENTIAL** and it is prepared at the request of and for its use by the Subscriber only. The Subscriber shall use the contents of the Report merely as an aid to its business. Mira Inform Private Limited ("MIPL") has collated information/data in the Report, which have not been verified unless otherwise specifically mentioned in the Report. The Subscriber shall independently verify the accuracy and correctness of the information/data before in any way acting upon the same. MIPL shall not be liable for any harm, injury, loss or damage caused to the Subscriber due to default by the Subscriber's debtors/beneficiaries in fulfilling their obligations of any nature whatsoever. This Report or any of its portion shall not be used as a documentary evidence or otherwise before any investigative agencies or forum of law. This Report is confidential and proprietary to MIPL. The Subscriber and/or any other person(s) may not reproduce, publish or disclose any of the contents of the Report to others without the express authorization of MIPL. This Report is prepared and issued to the Subscriber without any risk, responsibility or liability on the part of MIPL or its officials.

31/07/2017	Confirmation Statement
10/02/2017	New Accounts Filed
10/02/2017	New Accounts Filed
13/09/2016	Annual Returns
27/02/2016	New Accounts Filed
27/02/2016	New Accounts Filed
28/07/2015	Annual Returns
10/01/2015	New Accounts Filed
08/08/2014	Annual Returns
01/01/2014	New Accounts Filed
30/07/2013	Annual Returns
10/01/2013	New Accounts Filed
20/07/2012	Annual Returns

Previous Company Names

No Previous Names found

Writ Details

No writs found

STATISTICS

Group	-
Linkages	0 companies
Countries	In 0 countries

SUMMARY

Holding Company	-
Ownership Status	
Ultimate Holding Company	-

Group StructureFull

No Group Structure

MORTGAGE DETAILS

Mortgage Type:	DEBENTURE		
Date Charge Created:	23/04/96		
Date Charge Registered:	29/04/96		

DISCLAIMER : This Report is **PRIVATE & CONFIDENTIAL** and it is prepared at the request of and for its use by the Subscriber only. The Subscriber shall use the contents of the Report merely as an aid to its business. Mira Inform Private Limited ("MIPL") has collated information/data in the Report, which have not been verified unless otherwise specifically mentioned in the Report. The Subscriber shall independently verify the accuracy and correctness of the information/data before in any way acting upon the same. MIPL shall not be liable for any harm, injury, loss or damage caused to the Subscriber due to default by the Subscriber's debtors/beneficiaries in fulfilling their obligations of any nature whatsoever. This Report or any of its portion shall not be used as a documentary evidence or otherwise before any investigative agencies or forum of law. This Report is confidential and proprietary to MIPL. The Subscriber and/or any other person(s) may not reproduce, publish or disclose any of the contents of the Report to others without the express authorization of MIPL. This Report is prepared and issued to the Subscriber without any risk, responsibility or liability on the part of MIPL or its officials.

Date Charge Satisfied:	-		
Status:	OUTSTANDING		
Person(s) Entitled:	BARCLAYS BANK PLC		
Amount Secured:	ALL MONIES DUE OR TO BECOME DUE FROM THE COMPANY TO THE CHARGEES ON ANY ACCOUNT WHATSOEVER		
Details:	FIXED AND FLOATING CHARGES OVER THE UNDERTAKING AND ALL PROPERTY AND ASSETS PRESENT AND FUTURE INCLUDING GOODWILL BOOKDEBTS UNCALLED CAPITAL BUILDINGS FIXTURES FIXED PLANT AND MACHINERY		
Mortgage Type:	DEBENTURE		
Date Charge Created:	30/07/93		
Date Charge Registered:	12/08/93		
Date Charge Satisfied:	12/12/97		
Status:	SATISFIED		
Person(s) Entitled:	AITKEN HUME BANK PLC		
Amount Secured:	ALL MONIES DUE OR TO BECOME DUE FROM THE COMPANY TO THE CHARGEES ON ANY ACCOUNT WHATSOEVER		
Details:	FIXED AND FLOATING CHARGES OVER THE UNDERTAKING AND ALL PROPERTY AND ASSETS PRESENT AND FUTURE INCLUDING GOODWILL BOOKDEBTS UNCALLED CAPITAL BUILDINGS FIXTURES FIXED PLANT AND MACHINERY		
Mortgage Type:	GUARANTEE & DEBENTURE		
Date Charge Created:	17/07/92		
Date Charge Registered:	31/07/92		
Date Charge Satisfied:	14/10/93		
Status:	SATISFIED		
Person(s) Entitled:	BARCLAYS BANK PLC		
Amount Secured:	ALL MONIES DUE OR TO BECOME DUE FROM THE COMPANY AND/OR SONNENTHAL CHAIN LIMITED TO THE CHARGEES ON ANY ACCOUNT WHATSOEVER		
Details:	SEE FORM 395 REF M562C FIXED AND FLOATING CHARGES OVER THE UNDERTAKING AND ALL PROPERTY AND ASSETS PRESENT AND FUTURE INCLUDING GOODWILL BOOKDEBTS UNCALLED CAPITAL BUILDINGS FIXTURES FIXED PLANT AND MACHINERY		
Mortgage Type:	DEBENTURE		
Date Charge Created:	14/03/91		
Date Charge Registered:	22/03/91		
Date Charge Satisfied:	14/10/93		
Status:	SATISFIED		
Person(s) Entitled:	BARCLAYS BANK PLC		
Amount Secured:	ALL MONIES DUE OR TO BECOME DUE FROM THE COMPANY TO THE CHARGEES ON ANY ACCOUNT WHATSOEVER		
Details:	FIXED AND FLOATING CHARGES OVER THE UNDERTAKING AND ALL PROPERTY AND ASSETS PRESENT AND FUTURE INCLUDING GOODWILL BOOKDEBTS UNCALLED CAPITAL BUILDINGS FIXTURES FIXED PLANT AND MACHINERY		
Mortgage Type:	DEBENTURE		

Date Charge Created:	03/07/89		
Date Charge Registered:	11/07/89		
Date Charge Satisfied:	16/03/93		
Status:	SATISFIED		
Person(s) Entitled:	THE ROYAL BANK OF SCOTLAND PLC		
Amount Secured:	ALL MONIES DUE OR TO BECOME DUE FROM THE COMPANY TO THE CHARGEES ON ANY ACCOUNT WHATSOEVER		
Details:	FIXED AND FLOATING CHARGES OVER THE UNDERTAKING AND ALL PROPERTY AND ASSETS PRESENT AND FUTURE INCLUDING GOODWILL BOOKDEBTS UNCALLED CAPITAL FIXTURES & FITTINGS FIXED PLANT AND MACHINERY		

PREVIOUS DIRECTOR/COMPANY SECRETARIES

No Previous Director Details			
Total Persons With Significant Control	3	Total Statements	0
Active	3	Active	0
Ceased	0	Ceased	0

ACTIVE PERSONS WITH SIGNIFICANT CONTROL

Name	Mr Laurence James Blunt	Kind	Individual Person With Significant Control
Address	Shelley Stock Hutter, 1st Floor, 7-10 Chandos Street, London	Country Of Residence	United Kingdom
Post Code	W1G 9DQ	Nationality	British
Date of Birth	02/1958	Notified On	06/04/2016
Nature Of Control	Ownership Of Shares 25 To 50 Percent, Voting Rights 25 To 50 Percent		
Name	Mr Richard Blunt	Kind	Individual Person With Significant Control
Address	Shelley Stock Hutter, 1st Floor, 7-10 Chandos Street, London	Country Of Residence	United Kingdom
Post Code	W1G 9DQ	Nationality	British
Date of Birth	04/1956	Notified On	06/04/2016
Nature Of Control	Ownership Of Shares 25 To 50 Percent, Voting Rights 25 To 50 Percent		
Name	Mr Clive Rossfield	Kind	Individual Person With Significant Control
Address	Shelley Stock Hutter, 1st Floor, 7-10 Chandos Street, London	Country Of Residence	United Kingdom
Post Code	W1G 9DQ	Nationality	British
Date of Birth	12/1949	Notified On	06/04/2016

DISCLAIMER : This Report is **PRIVATE & CONFIDENTIAL** and it is prepared at the request of and for its use by the Subscriber only. The Subscriber shall use the contents of the Report merely as an aid to its business. Mira Inform Private Limited ("MIPL") has collated information/data in the Report, which have not been verified unless otherwise specifically mentioned in the Report. The Subscriber shall independently verify the accuracy and correctness of the information/data before in any way acting upon the same. MIPL shall not be liable for any harm, injury, loss or damage caused to the Subscriber due to default by the Subscriber's debtors/beneficiaries in fulfilling their obligations of any nature whatsoever. This Report or any of its portion shall not be used as a documentary evidence or otherwise before any investigative agencies or forum of law. This Report is confidential and proprietary to MIPL. The Subscriber and/or any other person(s) may not reproduce, publish or disclose any of the contents of the Report to others without the express authorization of MIPL. This Report is prepared and issued to the Subscriber without any risk, responsibility or liability on the part of MIPL or its officials.



MIRA INFORM PRIVATE LIMITED
605, Palmspring, Near D'Mart, Link Road,
Malad (West), Mumbai - 400 064. INDIA
Tel : 91-22-40448000 (44 lines)
Fax : 91-22-40448045 / 40448046
E-mail : mira@mirainform.com
info@mirainform.com
Website : <http://www.mirainform.com>
<http://www.miraglobalcheck.com>
<http://www.miraglobalcollections.com>

Nature Of Control	Ownership Of Shares 25 To 50 Percent, Voting Rights 25 To 50 Percent		
--------------------------	--	--	--

Ceased Persons With Significant Control

No Ceased Persons With Significant Control To Display

Active Statements

No Active Statements To Display

Ceased Statements

No Ceased Statements To Display

DISCLAIMER : This Report is **PRIVATE & CONFIDENTIAL** and it is prepared at the request of and for its use by the Subscriber only. The Subscriber shall use the contents of the Report merely as an aid to its business. Mira Inform Private Limited ("MIPL") has collated information/data in the Report, which have not been verified unless otherwise specifically mentioned in the Report. The Subscriber shall independently verify the accuracy and correctness of the information/data before in any way acting upon the same. MIPL shall not be liable for any harm, injury, loss or damage caused to the Subscriber due to default by the Subscriber's debtors/beneficiaries in fulfilling their obligations of any nature whatsoever. This Report or any of its portion shall not be used as a documentary evidence or otherwise before any investigative agencies or forum of law. This Report is confidential and proprietary to MIPL. The Subscriber and/or any other person(s) may not reproduce, publish or disclose any of the contents of the Report to others without the express authorization of MIPL. This Report is prepared and issued to the Subscriber without any risk, responsibility or liability on the part of MIPL or its officials.

FOREIGN EXCHANGE RATES

Currency	Unit	Indian Rupees
US Dollar	1	INR72.55
UK Pound	1	INR 94.91
Euro	1	INR 84.44
GBP	1	INR 94.49

Note : Above are approximate rates obtained from sources believed to be correct

INFORMATION DETAILS

Analysis Done by :	NIS
Report Prepared by :	KET

DISCLAIMER : This Report is **PRIVATE & CONFIDENTIAL** and it is prepared at the request of and for its use by the Subscriber only. The Subscriber shall use the contents of the Report merely as an aid to its business. Mira Inform Private Limited ("MIPL") has collated information/data in the Report, which have not been verified unless otherwise specifically mentioned in the Report. The Subscriber shall independently verify the accuracy and correctness of the information/data before in any way acting upon the same. MIPL shall not be liable for any harm, injury, loss or damage caused to the Subscriber due to default by the Subscriber's debtors/beneficiaries in fulfilling their obligations of any nature whatsoever. This Report or any of its portion shall not be used as a documentary evidence or otherwise before any investigative agencies or forum of law. This Report is confidential and proprietary to MIPL. The Subscriber and/or any other person(s) may not reproduce, publish or disclose any of the contents of the Report to others without the express authorization of MIPL. This Report is prepared and issued to the Subscriber without any risk, responsibility or liability on the part of MIPL or its officials.

RATING EXPLANATIONS

Credit Rating	Explanation	Rating Comments
A++	Minimum Risk	Business dealings permissible with minimum risk of default
A+	Low Risk	Business dealings permissible with low risk of default
A	Acceptable Risk	Business dealings permissible with moderate risk of default
B	Medium Risk	Business dealings permissible on a regular monitoring basis
C	Medium High Risk	Business dealings permissible preferably on secured basis
D	High Risk	Business dealing not recommended or on secured terms only
NB	New Business	No recommendation can be done due to business in infancy stage
NT	No Trace	No recommendation can be done as the business is not traceable

NB is stated where there is insufficient information to facilitate rating. However, it is not to be considered as unfavourable.

This score serves as a reference to assess SC's credit risk and to set the amount of credit to be extended. It is calculated from a composite of weighted scores obtained from each of the major sections of this report. The assessed factors are as follows:

- Financial condition covering various ratios
- Company background and operations size
- Promoters / Management background
- Payment record
- Litigation against the subject
- Industry scenario / competitor analysis
- Supplier / Customer / Banker review (wherever available)